



US00D788346S

(12) **United States Design Patent**
Hendifar et al.

(10) **Patent No.:** **US D788,346 S**

(45) **Date of Patent:** **** May 30, 2017**

(54) **QUAD-LIGHT FIXTURE**

(71) Applicant: **APPARATUS LLC**, New York, NY
(US)

(72) Inventors: **Gabriel Hendifar**, Rhinebeck, NY
(US); **Jeremy R. R. Anderson**,
Rhinebeck, NY (US)

(73) Assignee: **APPARATUS LLC**, New York, NY
(US)

(**) Term: **15 Years**

(21) Appl. No.: **29/558,038**

(22) Filed: **Mar. 15, 2016**

(51) **LOC (10) Cl.** **26-03**

(52) **U.S. Cl.**
USPC **D26/84; D26/88**

(58) **Field of Classification Search**
USPC D26/76, 81, 83, 84, 86, 87, 88, 90, 91,
D26/118
CPC F21S 8/04; F21S 8/043; F21S 8/046; F21S
8/06; F21S 8/061; F21S 8/063; F21S
8/065

See application file for complete search history.

(56) **References Cited**

U.S. PATENT DOCUMENTS

- 909,405 A * 1/1909 Handel F21S 8/063
248/317
- 939,062 A * 11/1909 Mygatt F21V 5/00
362/340
- 2,629,044 A * 2/1953 Marfisi G09F 13/00
181/141

- 4,303,968 A * 12/1981 Goralnik F21V 21/03
362/147
- D312,263 S * 11/1990 Charles D16/237
- D405,210 S * 2/1999 Egleston D26/73
- D435,932 S * 1/2001 Hiller D26/118
- D574,546 S * 8/2008 Morrison D26/88
- D663,470 S * 7/2012 Ruiz D26/88
- D716,992 S * 11/2014 Kitts D26/88
- D730,561 S * 5/2015 Loebach D26/84
- D740,341 S * 10/2015 Wada D16/203
- 2014/0340880 A1 * 11/2014 Benner H01R 33/92
362/147

* cited by examiner

Primary Examiner — Clare E Heflin

(74) *Attorney, Agent, or Firm* — Gottlieb, Rackman &
Reisman, P.C.

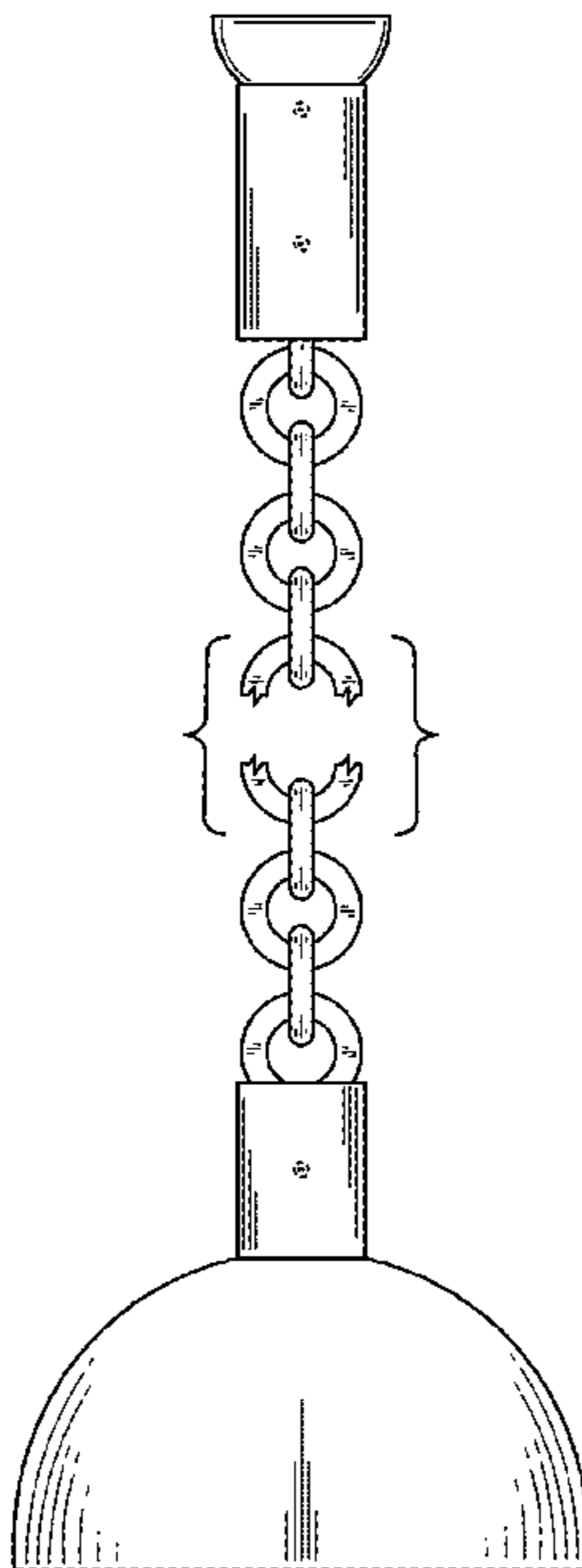
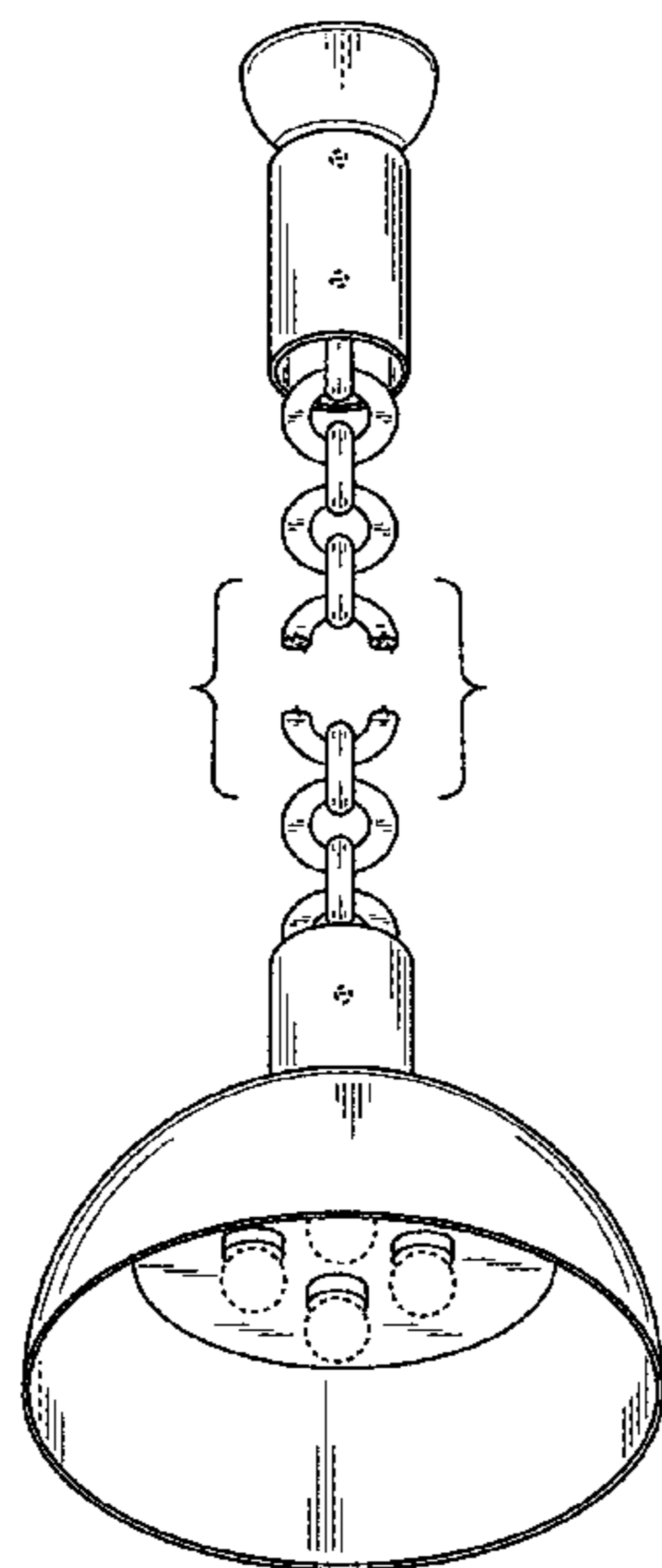
(57) **CLAIM**

The ornamental design for a quad-light fixture, as shown and described.

DESCRIPTION

FIG. 1 is a perspective view of the quad-light fixture, showing our new design;
 FIG. 2 is a front elevation view thereof, the rear elevation view being a mirror image;
 FIG. 3 is the right side elevation view, the left side elevation view being a mirror image;
 FIG. 4 is a top plan view thereof; and,
 FIG. 5 is a bottom plan view thereof.
 The break lines in FIGS. 1, 2 and 3 are to indicate that the appearance of any portion of the chain between the break lines forms no part of the claimed design, and the broken lines shown on the drawings depict portions of the light fixture that form no part of the claimed design.

1 Claim, 4 Drawing Sheets



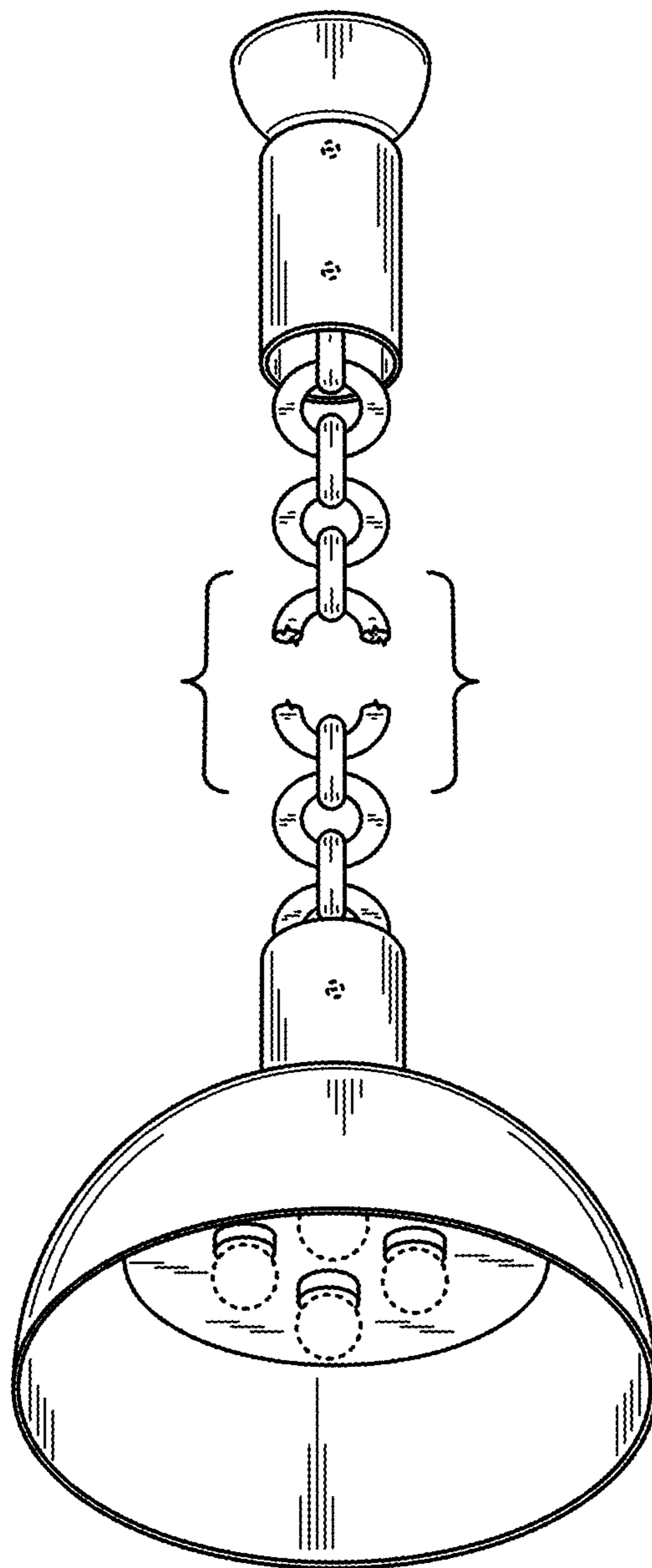


FIG. 1

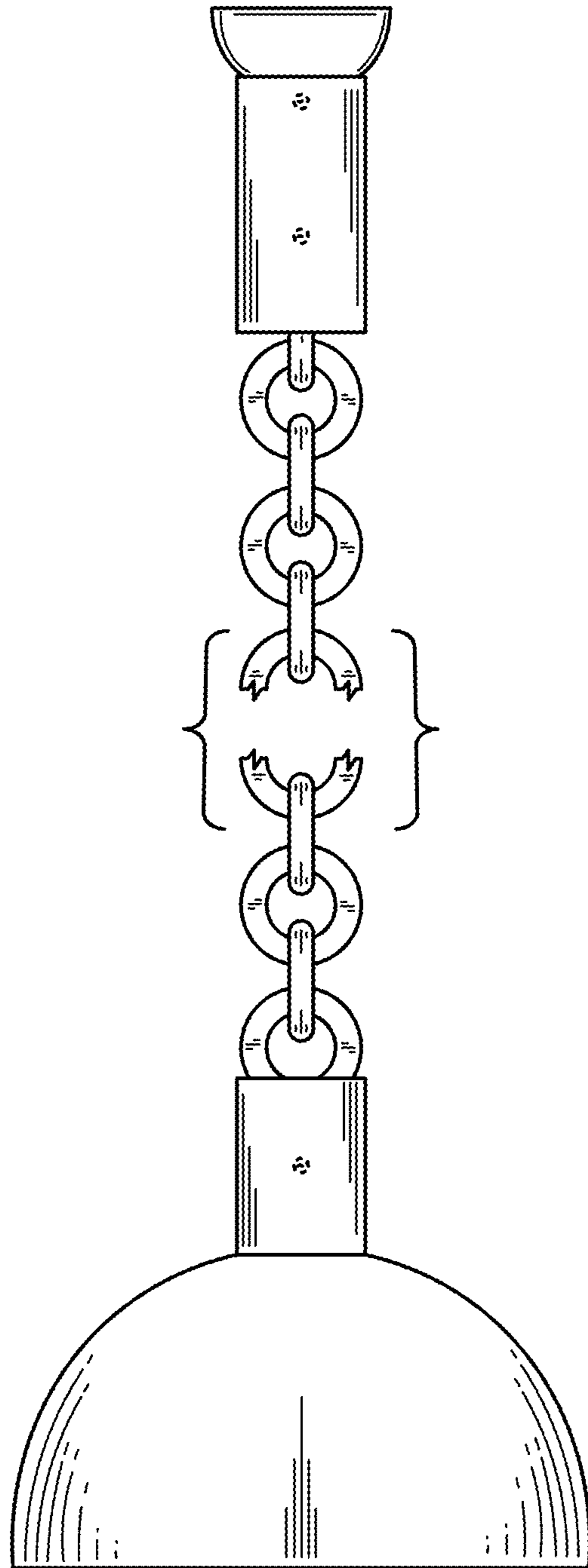


FIG. 2

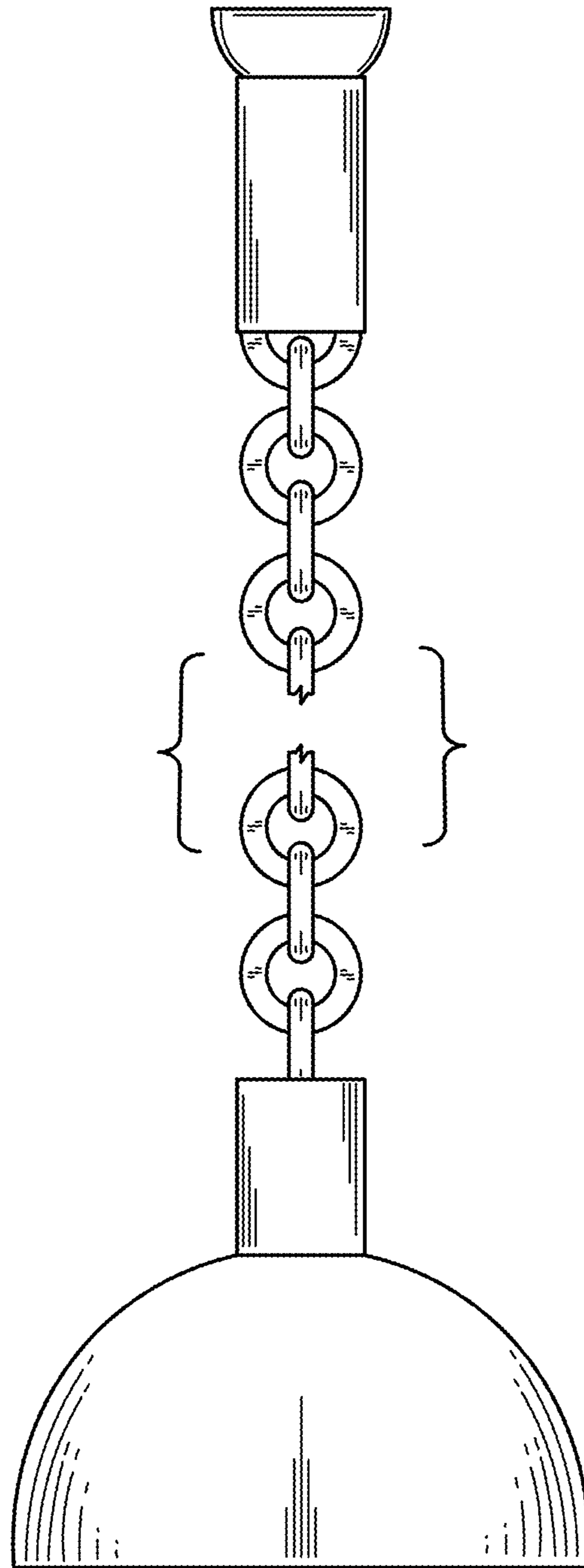


FIG. 3

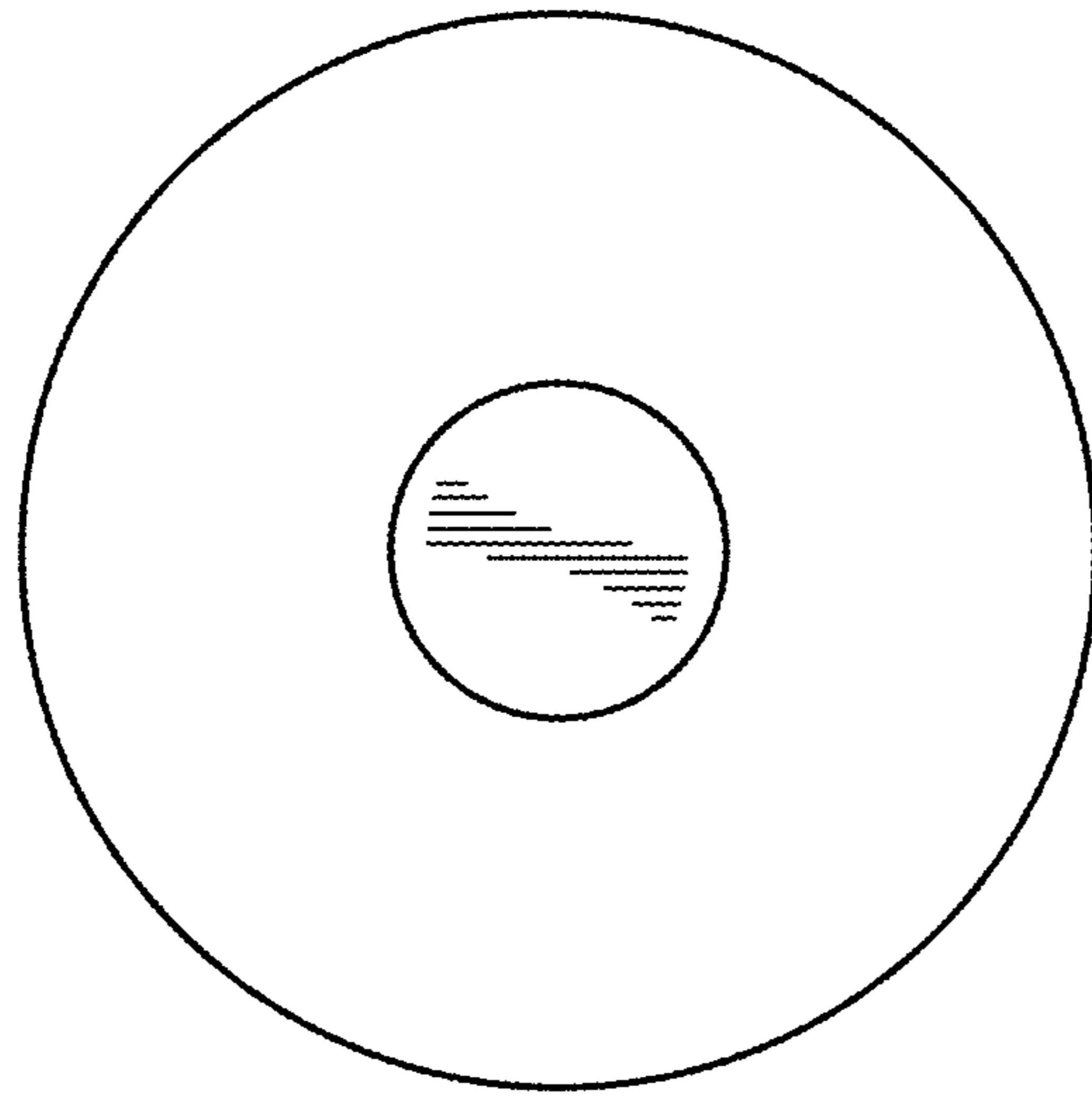


FIG. 4




FIG. 5