



US00D788324S

(12) **United States Design Patent**
Kowalski

(10) **Patent No.:** **US D788,324 S**

(45) **Date of Patent:** **** May 30, 2017**

(54) **SHADE STRUCTURE**

(71) Applicant: **Allan Kowalski**, Tucson, AZ (US)

(72) Inventor: **Allan Kowalski**, Tucson, AZ (US)

(**) Term: **14 Years**

(21) Appl. No.: **29/525,307**

(22) Filed: **Apr. 28, 2015**

(51) **LOC (10) Cl.** **25-02**

(52) **U.S. Cl.**
USPC **D25/56**

(58) **Field of Classification Search**
USPC D3/5; D25/16, 32, 56, 57; 52/66, 73,
52/78, 87, 100

CPC A45B 11/00
See application file for complete search history.

(56) **References Cited**

U.S. PATENT DOCUMENTS

- 234,208 A * 11/1880 Seely E04H 15/04
135/88.02
- D154,550 S * 7/1949 Korman et al. D25/56
- D214,226 S * 5/1969 Sewell et al. D25/56
- D223,789 S * 6/1972 Economou 52/66
- D229,124 S * 11/1973 Turner D25/56
- 3,850,187 A * 11/1974 Haisler A45B 11/00
135/25.3
- D262,912 S * 2/1982 Therien D25/1

- D419,287 S * 1/2000 Wallace D3/5
- D454,209 S * 3/2002 Mantooth D25/56
- D532,527 S * 11/2006 Dupont D25/56

* cited by examiner

Primary Examiner — Susan Bennett Hattan

Assistant Examiner — Leanne Was-Englehart

(74) *Attorney, Agent, or Firm* — Booth Udall Fuller, PLC

(57) **CLAIM**

The ornamental design for the design for a shade structure, as shown and described.

DESCRIPTION

FIG. 1 is a top perspective view of a shade structure; FIG. 2 is a bottom perspective view thereof; FIG. 3 is a front view thereof; FIG. 4 is a right side view thereof; FIG. 5 is a back view thereof; FIG. 6 is a left side view thereof; FIG. 7 is a top view thereof; and, FIG. 8 is a bottom view thereof.

The broken lines depict the bounds of the Claim. The broken away symbols in the drawings indicate that the appearance of any portion of the article between the break lines forms no part of the claimed design.

1 Claim, 8 Drawing Sheets






FIG. 1




FIG. 2




FIG. 3




FIG. 4




FIG. 5




FIG. 6

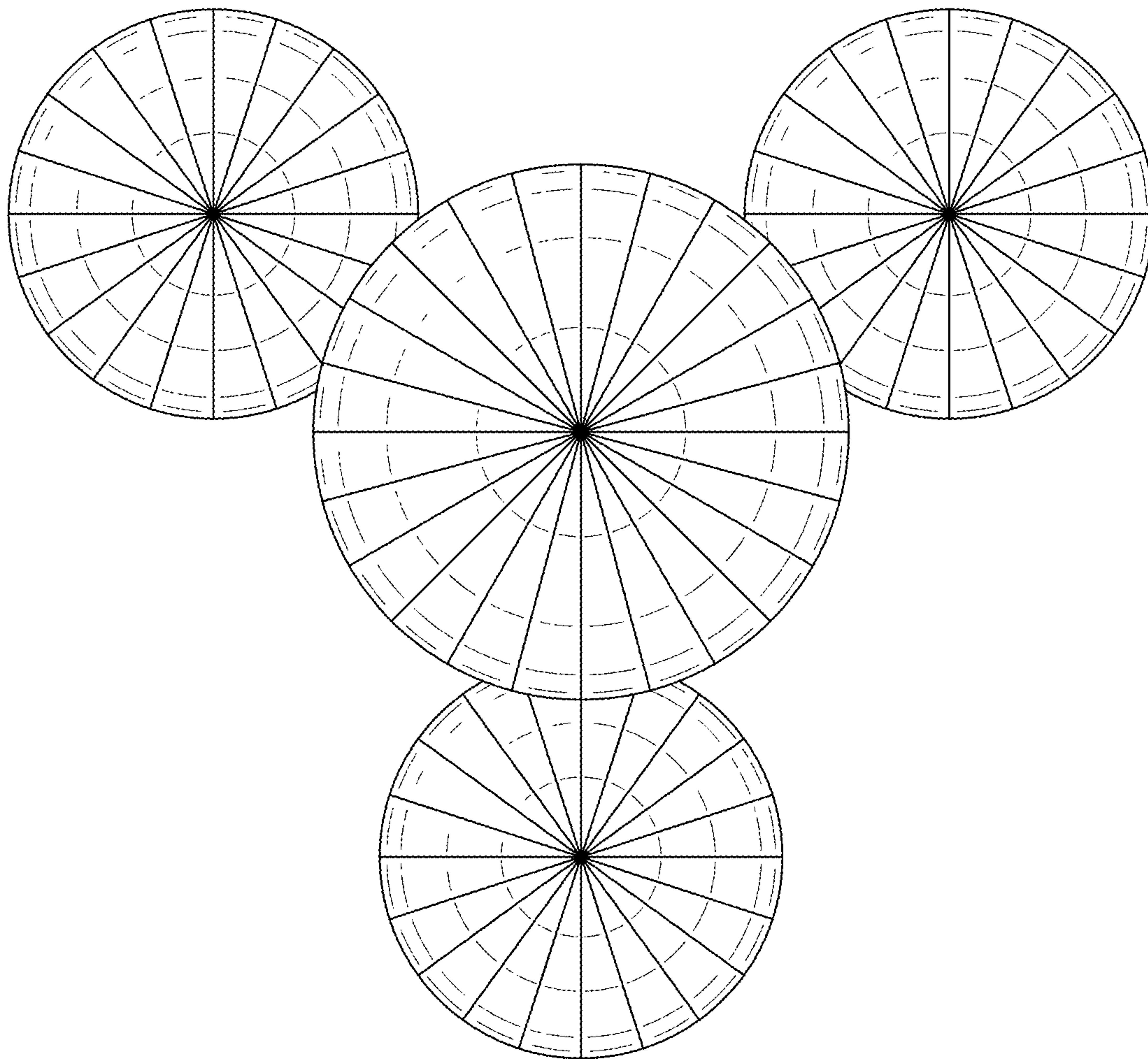


FIG. 7

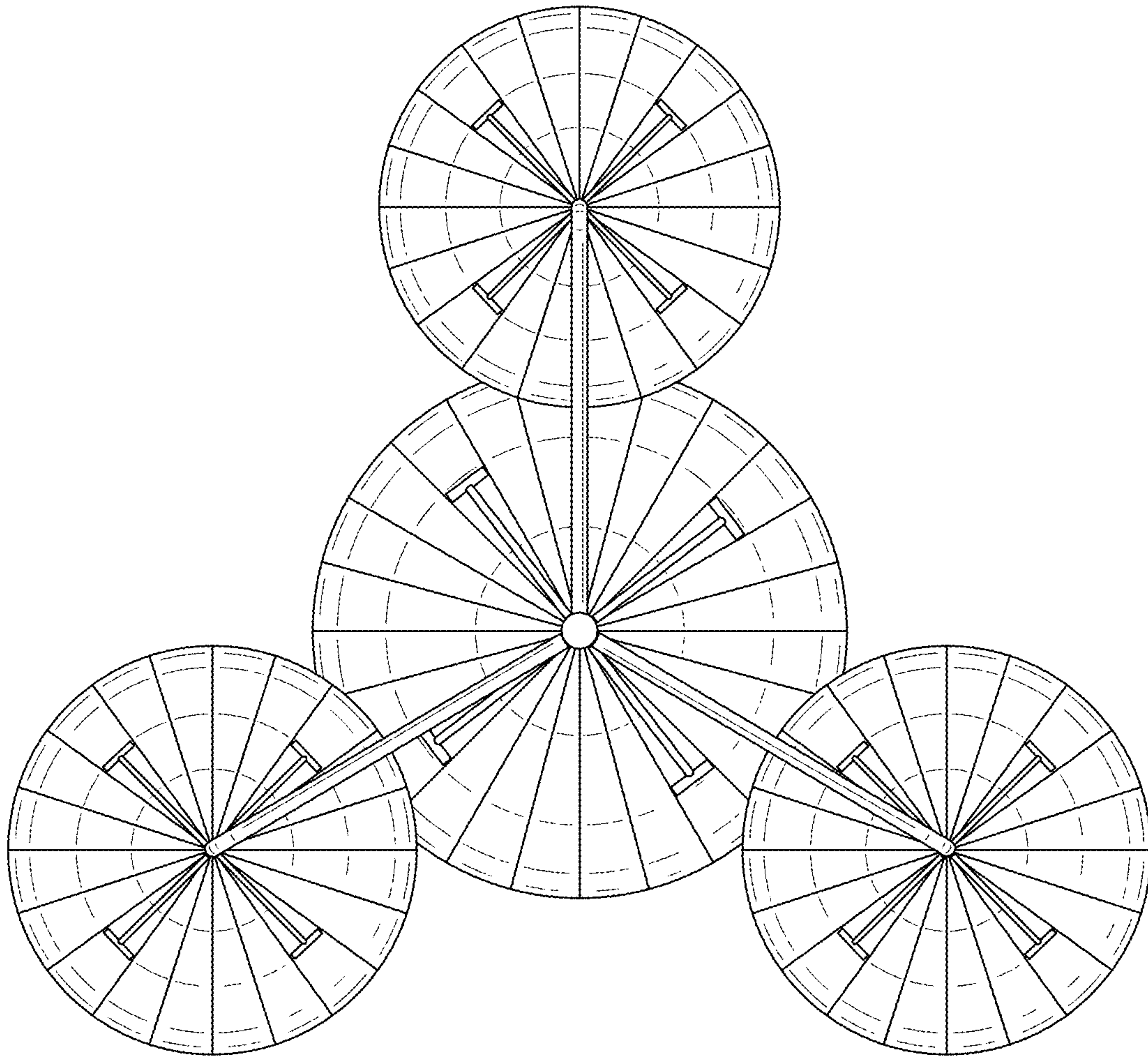


FIG. 8