



US00D788323S

(12) **United States Design Patent** (10) **Patent No.:** **US D788,323 S**  
**Cox** (45) **Date of Patent:** **\*\* May 30, 2017**

(54) **SCREEN EXTENSION FOR EMERGENCY EXIT**

D745,190 S \* 12/2015 Thomas ..... D25/48.8  
D748,818 S \* 2/2016 Shen ..... D25/48.8  
D757,299 S \* 5/2016 Altieri, Jr. .... D25/48.8

(71) Applicant: **Randy Cox**, East Amherst, NY (US)

(72) Inventor: **Randy Cox**, East Amherst, NY (US)

(\*\*) Term: **15 Years**

(21) Appl. No.: **29/531,555**

(22) Filed: **Jun. 26, 2015**

(51) **LOC (10) Cl.** ..... **25-02**

(52) **U.S. Cl.**  
USPC ..... **D25/48.8**

(58) **Field of Classification Search**  
USPC ..... D25/48.8; 49/34; 52/202, 203, 273, 283,  
52/656.7, 660, 676; 160/102, 105, 106,  
160/230, 237, 327, DIG. 8, 403  
CPC . E06B 9/0692; E06B 9/24; E06B 9/52; E06B  
9/521; E06B 9/522; E06B 3/26; E06B  
3/30; E06B 7/02

See application file for complete search history.

(56) **References Cited**

**U.S. PATENT DOCUMENTS**

1,814,162 A \* 7/1931 Ingram ..... E06B 9/52  
16/382  
D473,659 S \* 4/2003 Martin ..... D25/48.8  
D518,577 S \* 4/2006 Bunting ..... D25/48.8  
D611,615 S \* 3/2010 Therrien ..... D25/48.8  
D707,369 S \* 6/2014 Alexander ..... D25/48.8  
D733,930 S \* 7/2015 Casamenti ..... D25/48.8

**OTHER PUBLICATIONS**

<https://www.linkedin.com/pulse/fire-exit-screen-door-garage-screen> Posted Jun. 12, 2015.\*

\* cited by examiner

*Primary Examiner* — Susan Bennett Hattan

*Assistant Examiner* — Leanne Was-Englehart

(74) *Attorney, Agent, or Firm* — Vincent G. LoTempio;  
Kloss, Stenger & LoTempio; David T. Stephenson


(57) **CLAIM**

The ornamental design for a screen extension for emergency exit, as shown and described.

**DESCRIPTION**

FIG. 1 is a top perspective view of the screen extension for emergency exit, showing my new design;  
FIG. 2 is a top view of my design;  
FIG. 3 is a bottom view of my design;  
FIG. 4 is a left side view of my design;  
FIG. 5 is a right side view of my design;  
FIG. 6 is a top view of my design; and  
FIG. 7 is a bottom view of my design; and,  
FIG. 8 is an environmental view of my design showing a door in broken lines depicting environment that forms no part of the claimed design.

**1 Claim, 4 Drawing Sheets**



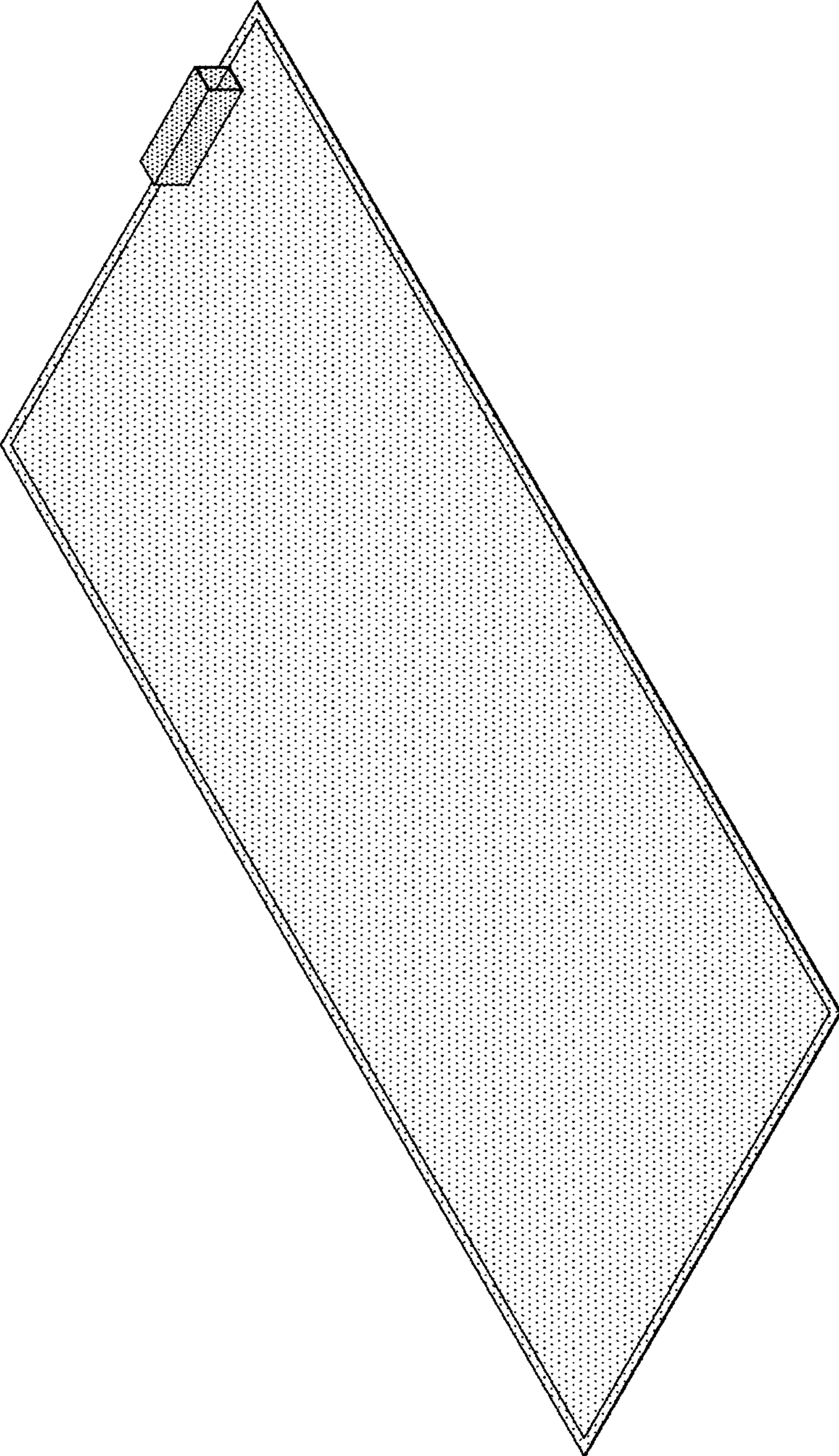


FIG. 1




FIG. 3




FIG. 2



FIG. 4



FIG. 5



FIG. 6



FIG. 7

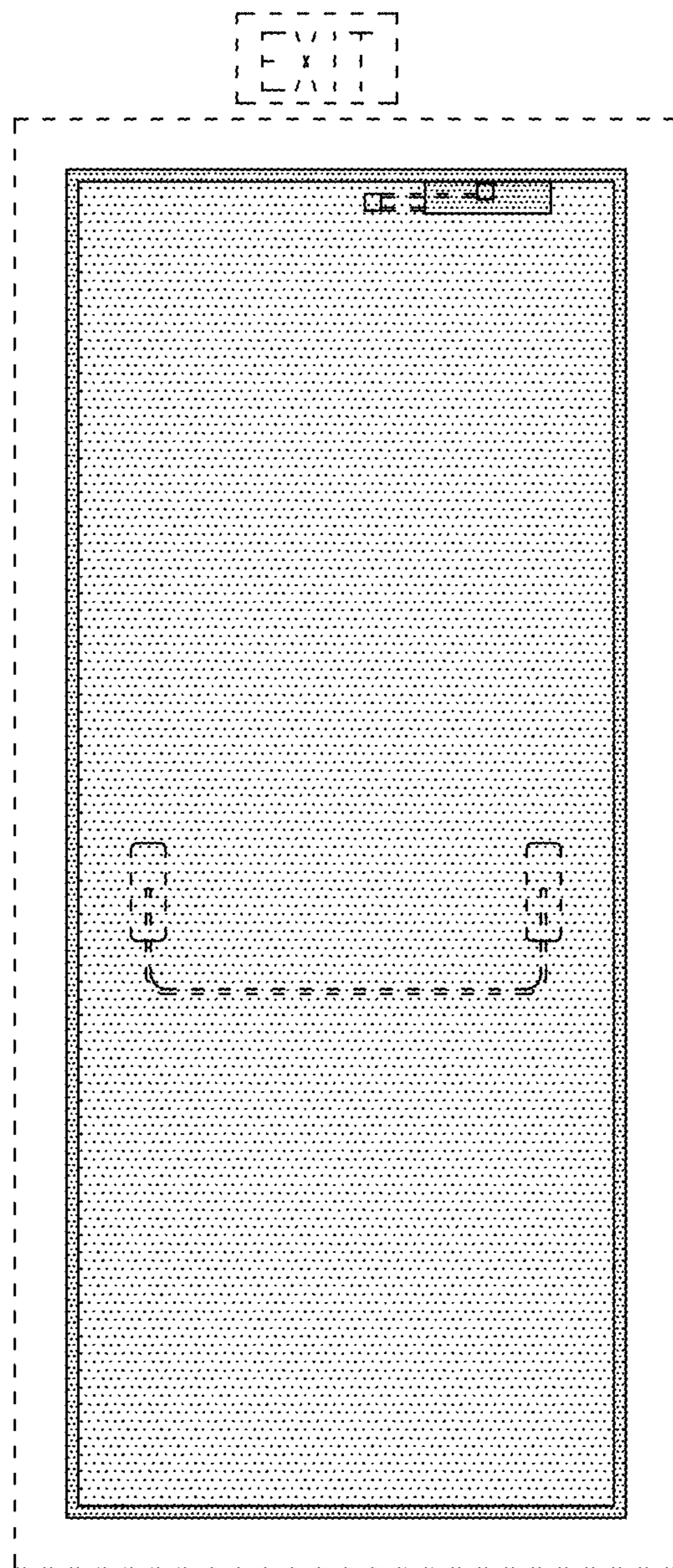


FIG. 8