



US00D788321S

(12) **United States Design Patent** (10) **Patent No.:** **US D788,321 S**
Boer (45) **Date of Patent:** **** May 30, 2017**

- (54) **WEATHER STRIPPING**
- (71) Applicant: **Tom Boer**, Milton (CA)
- (72) Inventor: **Tom Boer**, Milton (CA)
- (**) Term: **15 Years**
- (21) Appl. No.: **29/529,709**
- (22) Filed: **Jun. 10, 2015**

Related U.S. Application Data

- (62) Division of application No. 29/473,763, filed on Dec. 18, 2013, now Pat. No. Des. 748,284.
- (51) **LOC (10) Cl.** **25-02**
- (52) **U.S. Cl.**
USPC **D25/48.2**
- (58) **Field of Classification Search**
USPC D25/48.2, 48.3, 48.4, 47.1, 48.1, 48.8, D25/55, 59, 60, 125; 49/466-505, 380; 52/204.1, 211, 204.55, 210, 212-214, 52/204.56, 204.71, 204.72, 207, 293.3, 52/205, 741.4, 12, 3, 204.54; 254/88
CPC E06B 3/9632; E06B 3/663; E06B 3/66342; E06B 3/66347; E06B 3/66352; E06B 1/70; E06B 2001/707; E06B 7/14; E06B 7/18; E06B 7/22; E06B 7/26; E06B 7/205; E06B 7/231; E06B 7/2312; E06B 7/2314; E06B 7/2316
See application file for complete search history.

(56) **References Cited**

U.S. PATENT DOCUMENTS

- 596,948 A * 1/1898 Seely E06B 1/70 296/41
- 1,947,352 A * 2/1934 Macklanburg E06B 7/232 49/475.1
- 2,519,977 A * 8/1950 Poschen E06B 7/232 49/444
- 2,612,664 A * 10/1952 Sidden E06B 7/231 49/493.1

(Continued)

Primary Examiner — Susan Moon Lee
(74) *Attorney, Agent, or Firm* — Manelli Selter PLLC; Edward J. Stemberger

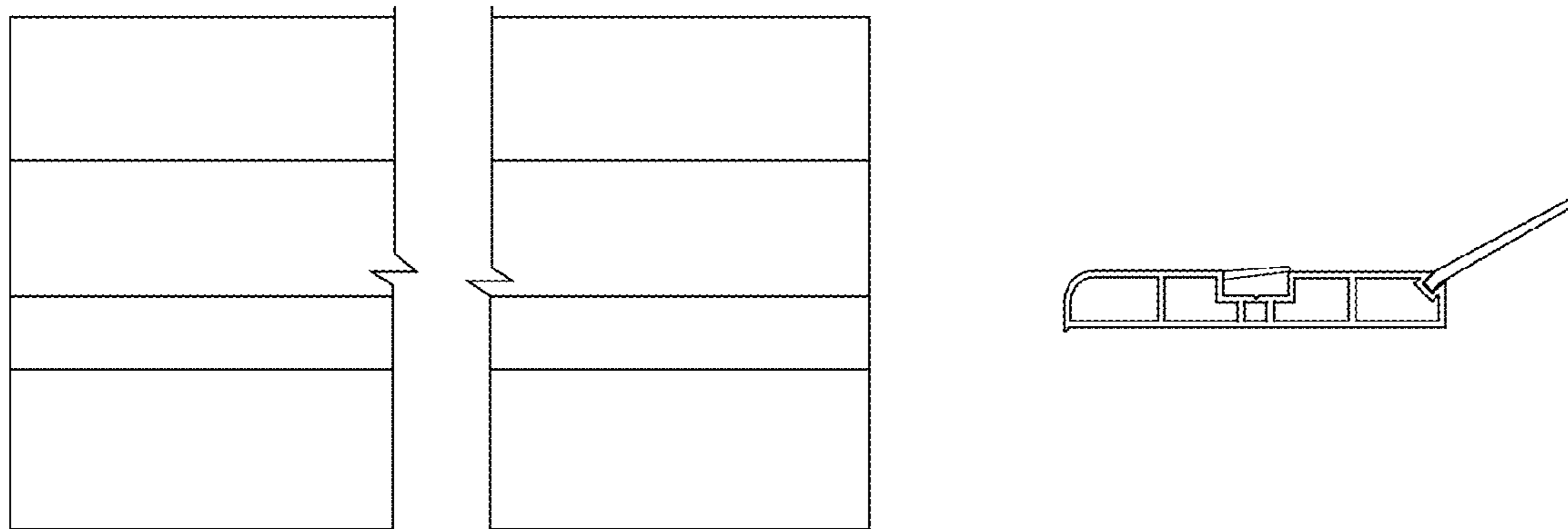
(57) **CLAIM**

I claim the ornamental design for a weather stripping, as shown and described.

DESCRIPTION

FIG. 1 is a top plan view of the weather stripping, with the central flaps in a closed position;
 FIG. 2 is a front view thereof;
 FIG. 3 is a rear view thereof;
 FIG. 4 is a bottom view thereof;
 FIG. 5 is a right side view thereof with the central flaps disposed in an open position, the left side view being a mirror image;
 FIG. 6 is a right side view thereof with the central flaps disposed in a closed position, the left side view being a mirror image;
 FIG. 7 is a top plan view of a second embodiment of the weather stripping, with the central flaps in a closed position;
 FIG. 8 is a front view thereof;
 FIG. 9 is a rear view thereof;
 FIG. 10 is a bottom view thereof;
 FIG. 11 is a right side view thereof, with the central flaps disposed in an open position, the left side view being a mirror image; and,
 FIG. 12 is a right side view thereof, with the central flaps disposed in a closed position, the left side view being a mirror image.
 The weather stripping of the present design is depicted in a 'broken-away' manner. The appearance of any portion of the article between the break lines forms no part of the claimed design.

1 Claim, 2 Drawing Sheets



(56)

References Cited

U.S. PATENT DOCUMENTS

3,311,960 A * 4/1967 Kessler D04H 11/08
156/72

3,374,579 A * 3/1968 Neff E06B 7/2316
49/468

3,535,824 A * 10/1970 Kessler B29C 47/067
156/244.24

4,476,653 A * 10/1984 Speer E06B 1/70
49/468

5,012,614 A * 5/1991 Shea E06B 1/70
49/468

5,029,911 A * 7/1991 Daniels E05B 63/0052
292/170

5,375,376 A * 12/1994 Scott B29C 44/12
49/419

6,138,413 A * 10/2000 Fehr E06B 1/30
49/382

6,962,025 B1 * 11/2005 Hill C23C 4/00
148/525

7,971,400 B2 * 7/2011 Boldt E06B 1/30
52/204.1

D722,387 S * 2/2015 Van Camp D25/48.2

2010/0031578 A1 * 2/2010 Hartwell E06B 1/70
49/468

2010/0064590 A1 * 3/2010 Jones E05D 15/0656
49/469

2013/0042535 A1 * 2/2013 Fleeting E06B 7/26
49/476.1

2013/0091776 A1 * 4/2013 Van Camp E06B 1/70
49/467

2013/0263516 A1 * 10/2013 Potter E06B 7/231
49/493.1

* cited by examiner

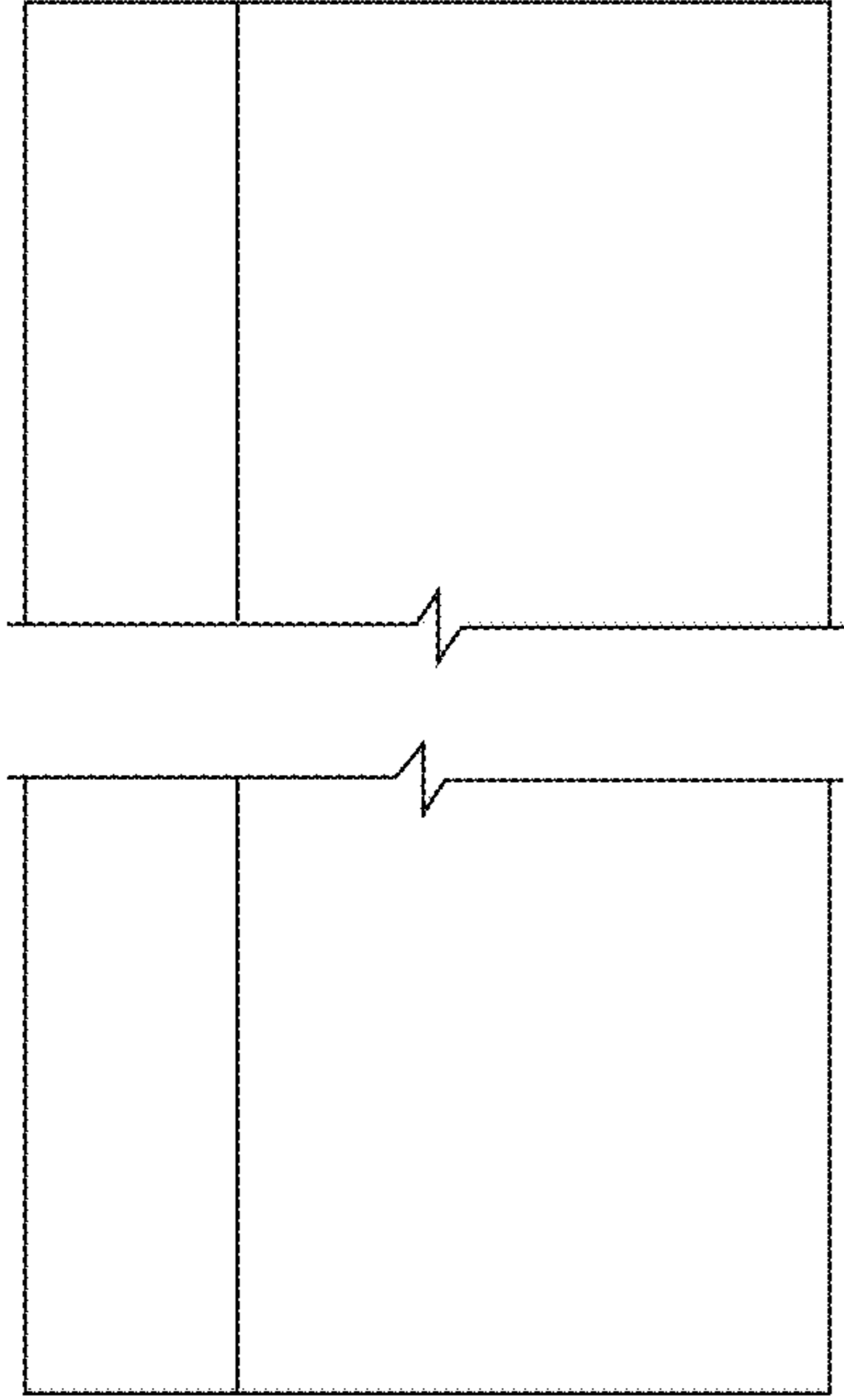


FIG. 1

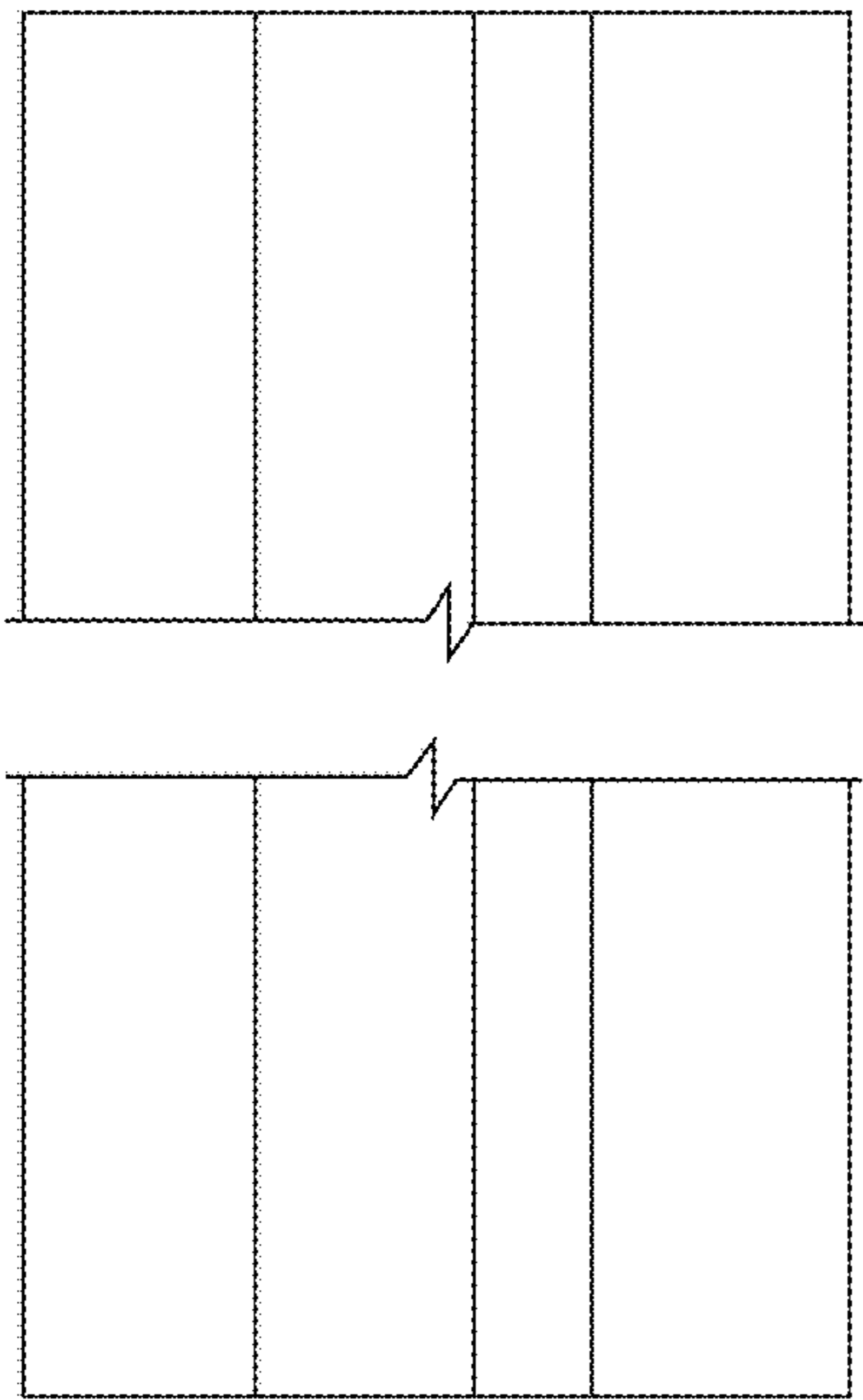


FIG. 2

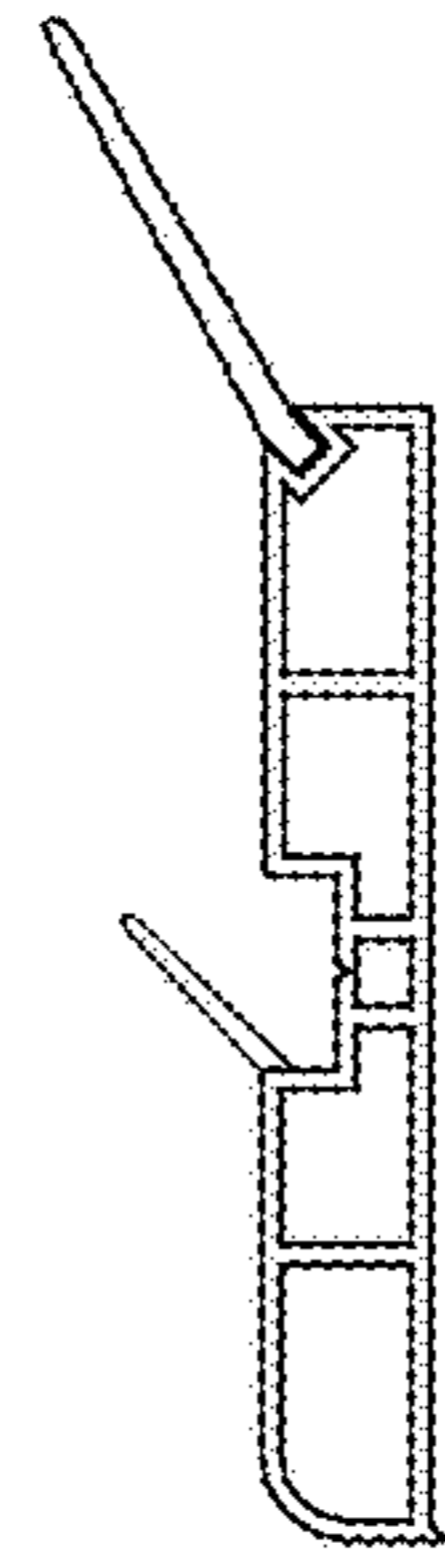


FIG. 3

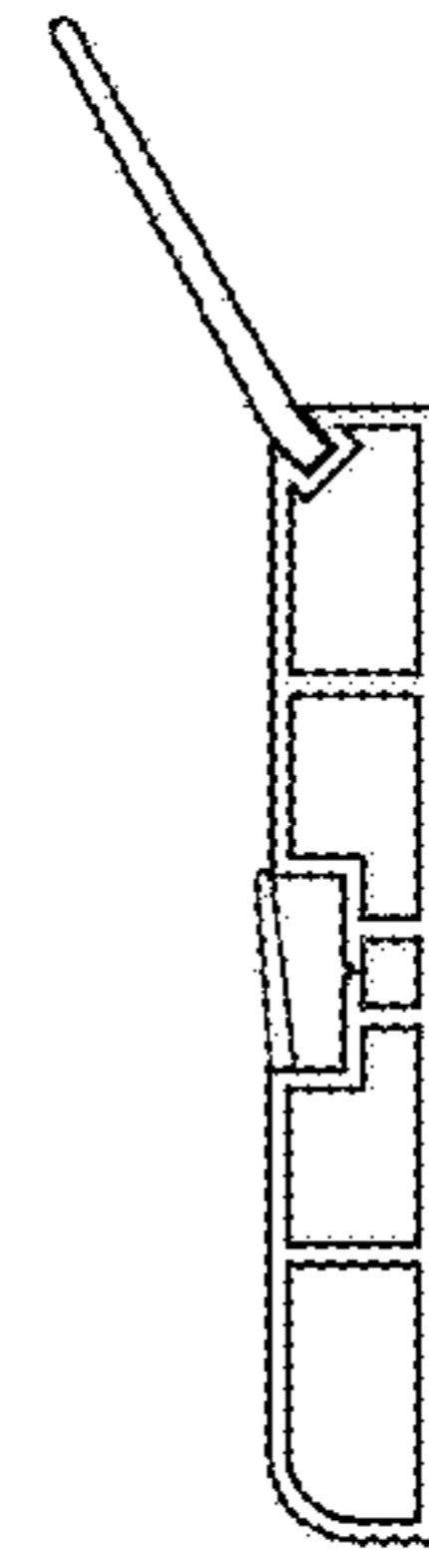


FIG. 4

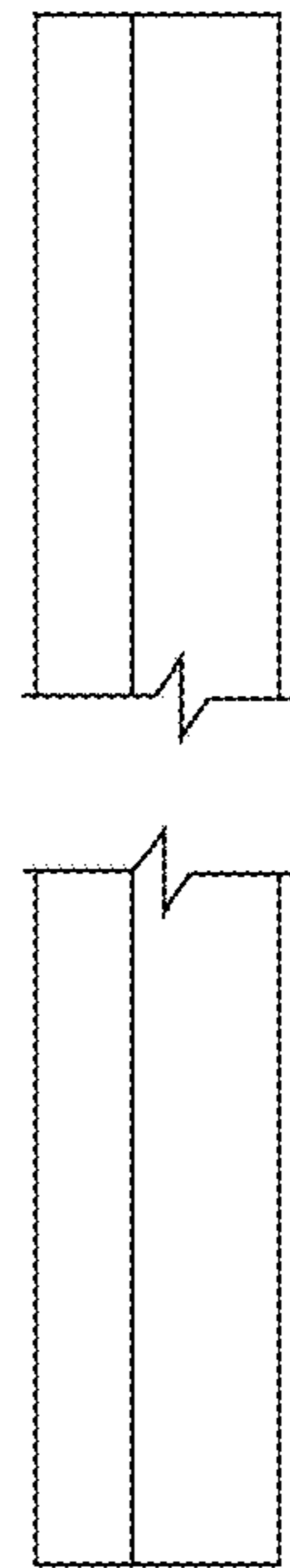


FIG. 5

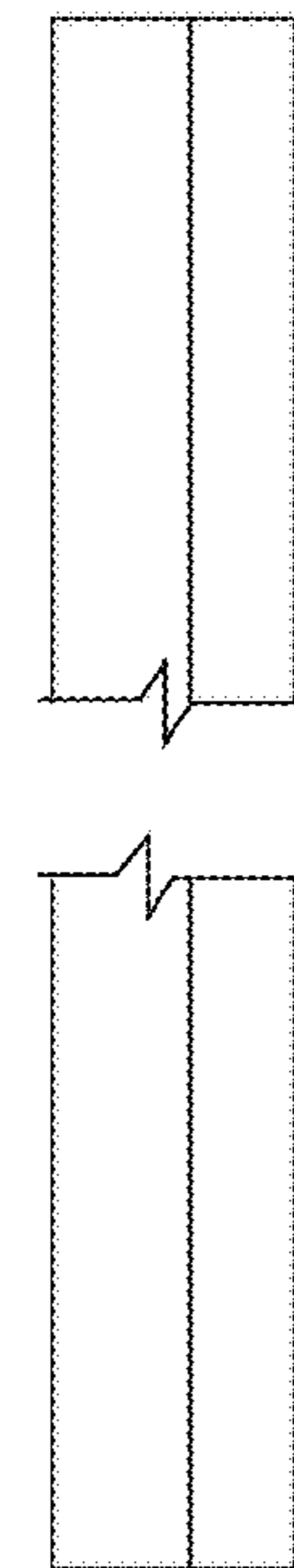


FIG. 6

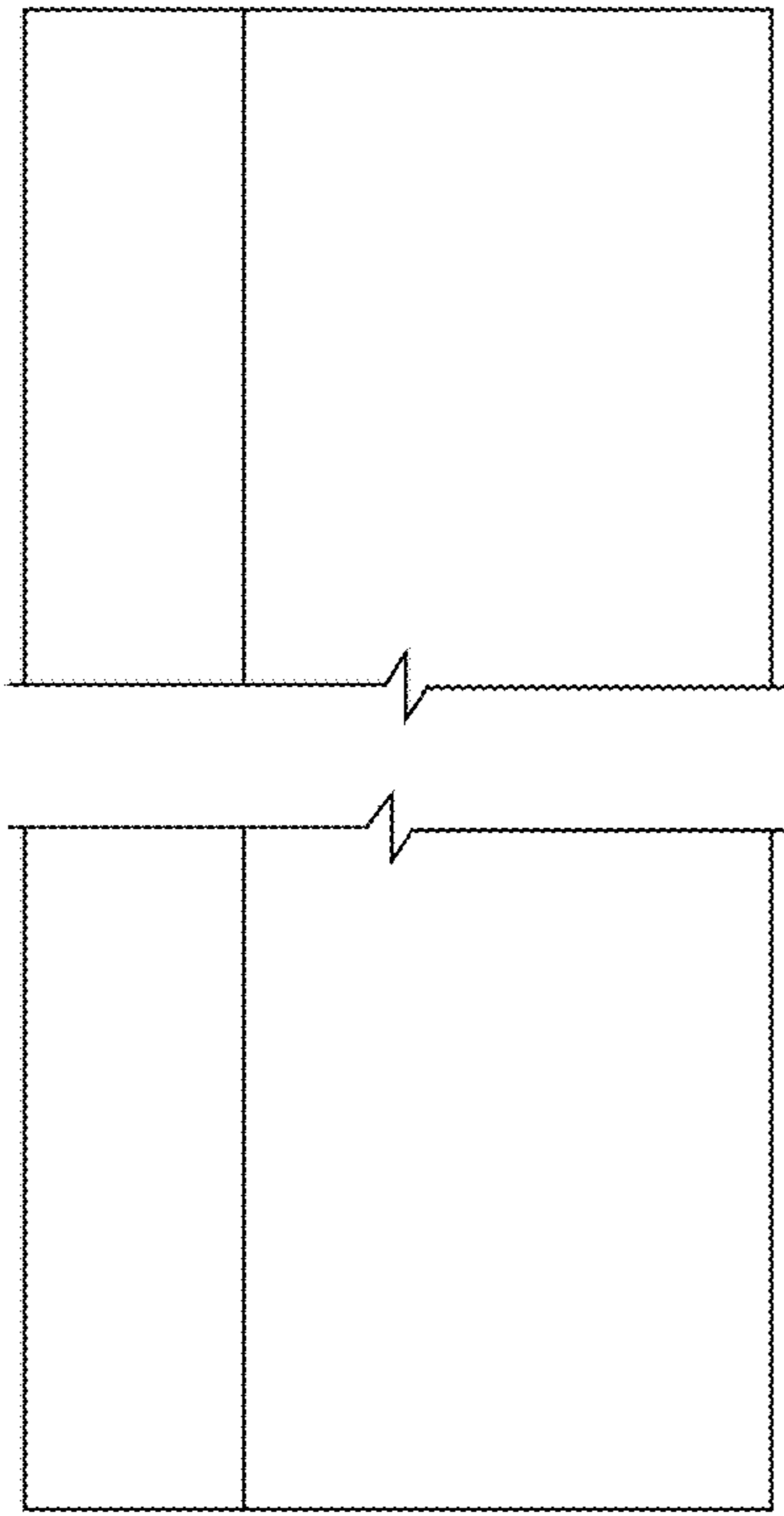


FIG. 10

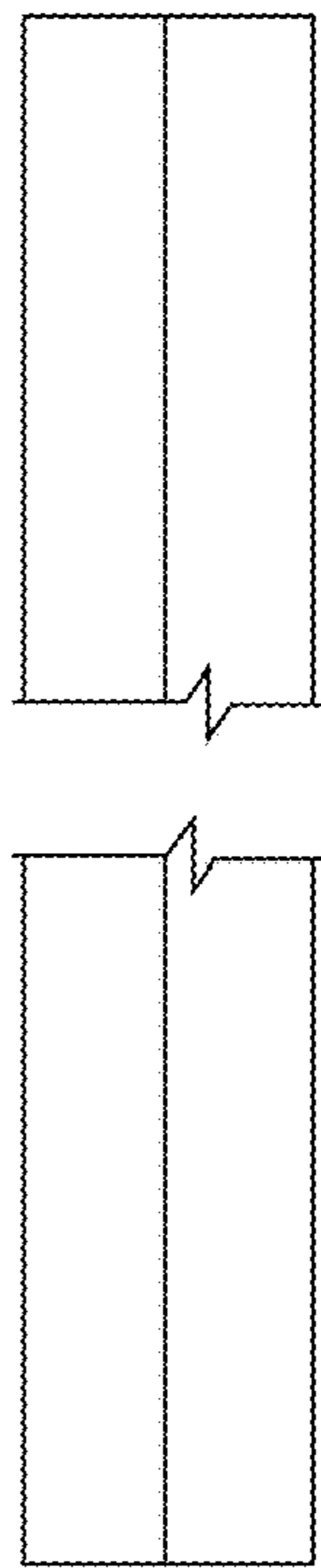


FIG. 8

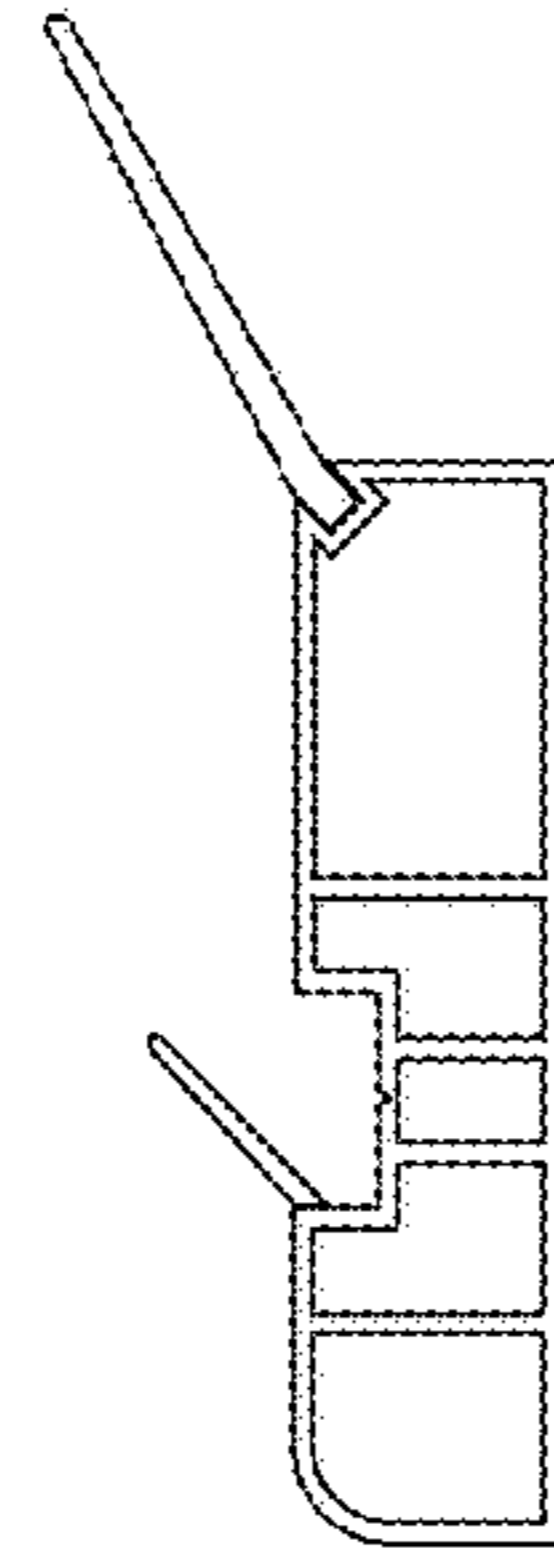


FIG. 11

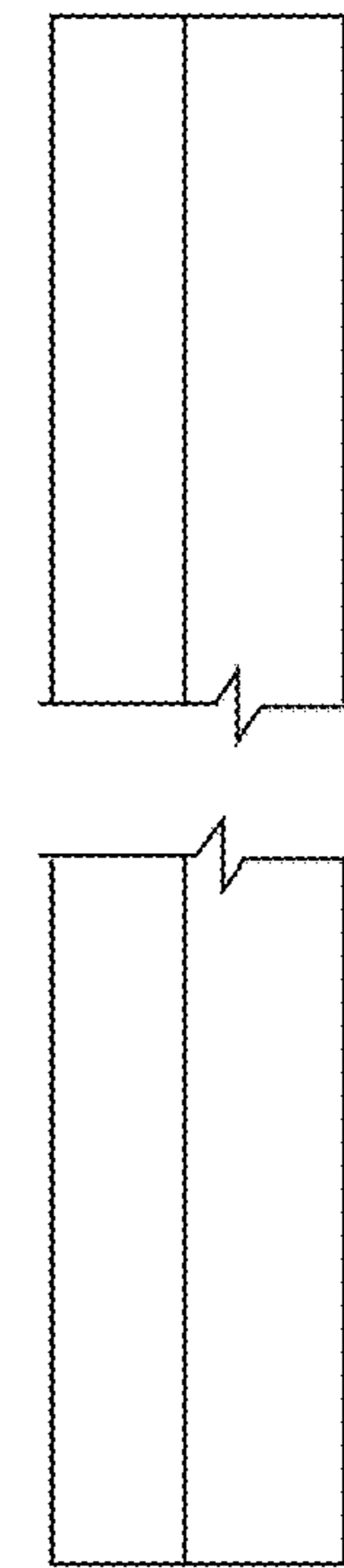


FIG. 9

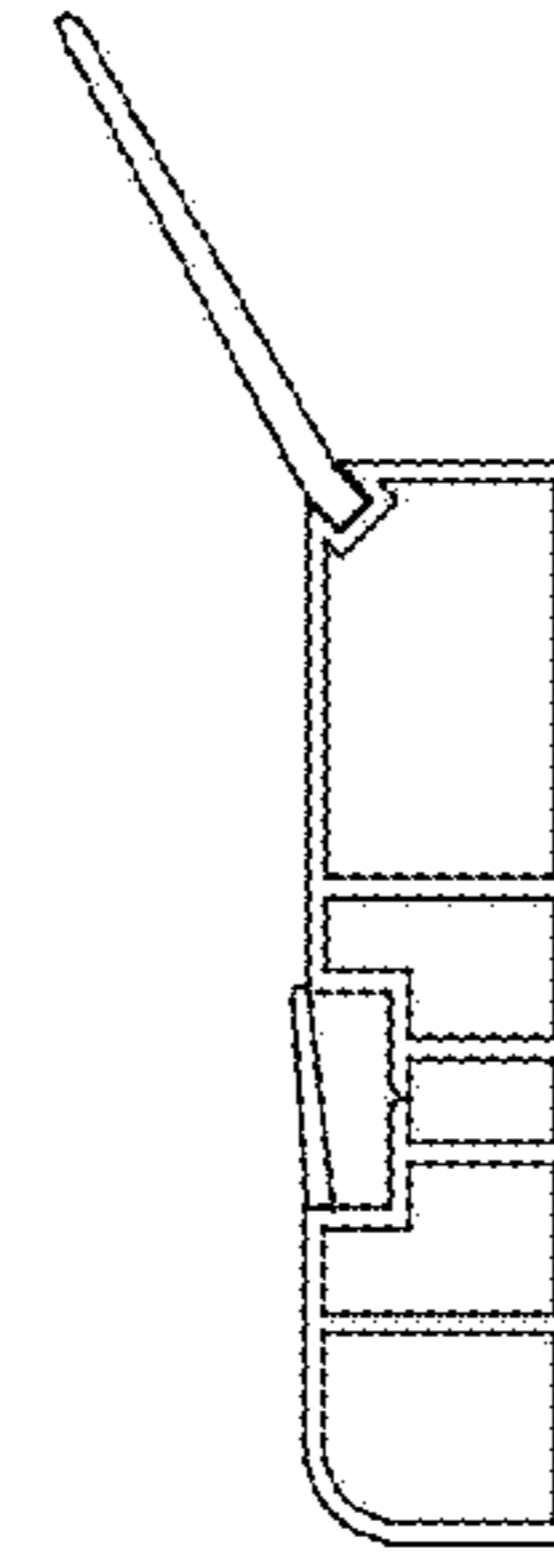


FIG. 12