



US00D788313S

(12) **United States Design Patent** (10) **Patent No.:** **US D788,313 S**
Lawrie (45) **Date of Patent:** **** May 30, 2017**

(54) **PORTABLE MASSAGE ROLLER**
(71) Applicant: **Nathan Earl Lawrie**, Santa Barbara, CA (US)
(72) Inventor: **Nathan Earl Lawrie**, Santa Barbara, CA (US)
(**) Term: **15 Years**
(21) Appl. No.: **29/535,404**
(22) Filed: **Aug. 6, 2015**
(51) **LOC (10) Cl.** **28-03**
(52) **U.S. Cl.**
USPC **D24/211**
(58) **Field of Classification Search**
USPC D24/200, 211, 212, 213, 214, 215;
601/114, 120, 121, 124, 125, 130, 131,
601/134, 135, 136, 137
CPC A61H 19/30; A61H 19/32; A61H 19/34;
A61H 19/40; A61H 19/44; A61H 19/50;
A61H 19/00; A61H 2201/0153; A61H
2201/0207; A61H 2201/0263; A61H
2201/0111; A61H 2201/1253; A61H
2205/082; A61H 2205/085; A61H
15/0085
See application file for complete search history.

D660,450 S * 5/2012 Johnson D24/215
D670,817 S * 11/2012 Narevsky D24/211
D693,934 S * 11/2013 Lin D24/215
D713,050 S * 9/2014 Kao A61H 15/00
D24/211
9,005,146 B2 * 4/2015 Phillips A61H 15/0092
482/132
D737,456 S * 8/2015 McDonough D24/211
D749,233 S * 2/2016 Phillips A61H 15/0092
D24/211
D759,259 S * 6/2016 Phillips A61H 15/0092
D24/211

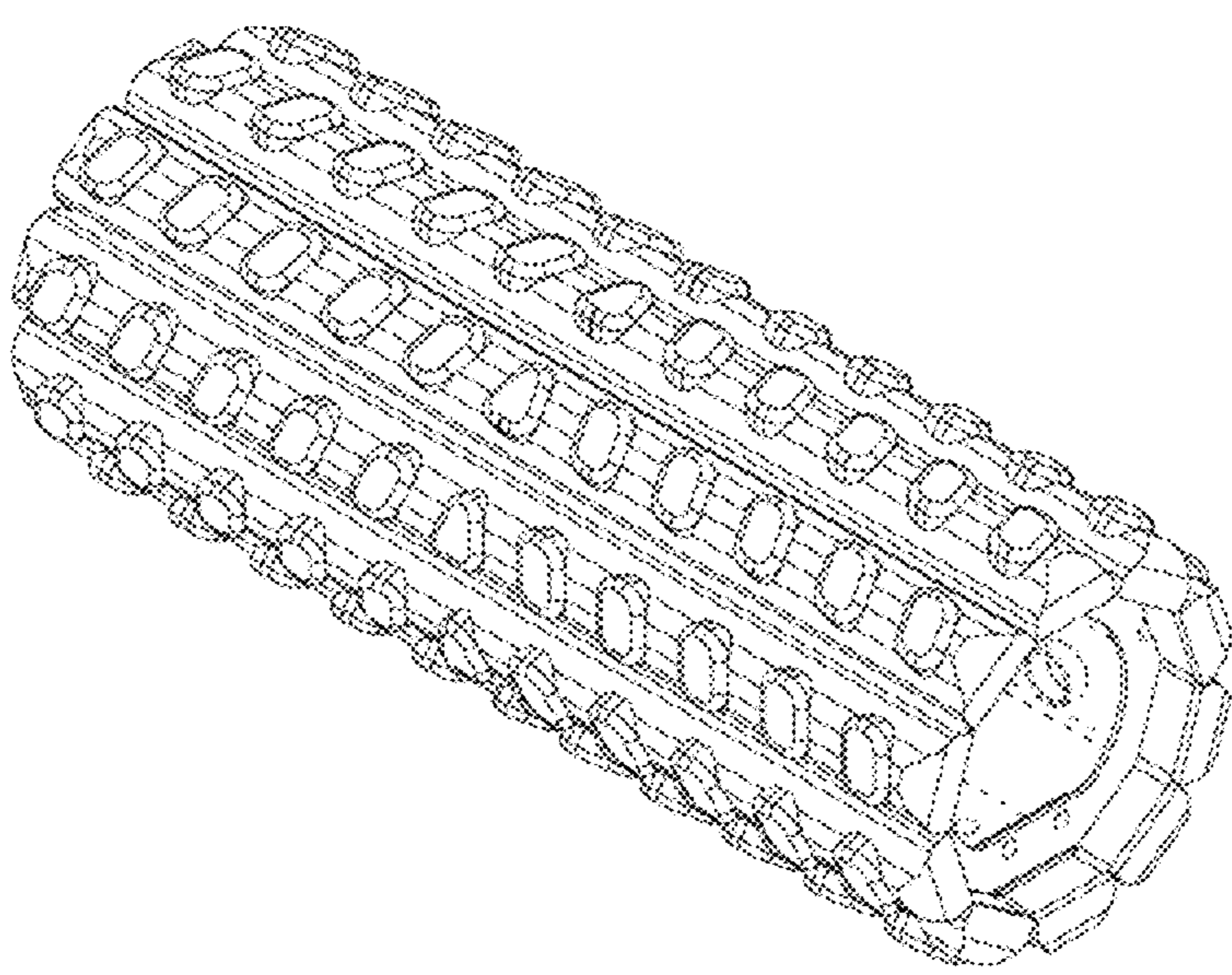
* cited by examiner
Primary Examiner — Sandra Snapp
(74) *Attorney, Agent, or Firm* — Guy Cumberbatch

(56) **References Cited**
U.S. PATENT DOCUMENTS
D256,841 S * 9/1980 Corbett D24/211
4,648,387 A * 3/1987 Simmons A61H 15/0092
482/79
5,143,056 A * 9/1992 Yih-Jong A61H 15/00
601/118
D361,132 S * 8/1995 Lee D24/200
6,398,694 B1 * 6/2002 Bountourakis A63B 21/015
482/109
D643,540 S * 8/2011 Jian D24/211

(57) **CLAIM**
I claim the ornamental design for a portable massage roller, as shown and described.

DESCRIPTION
FIG. 1 is a perspective view of a portable massage roller of the present invention; those elements shown in broken line are for purpose of illustrating environment only and form no part of the claimed design;
FIG. 2 is a right side view of the portable massage roller, the left side view being identical to the right side view;
FIG. 3 is a front end view of the portable massage roller; those elements shown in broken line are for purpose of illustrating environment only and form no part of the claimed design; and,
FIG. 4 is a rear end view of the portable massage roller; those elements shown in broken line are for purpose of illustrating environment only and form no part of the claimed design.

1 Claim, 2 Drawing Sheets



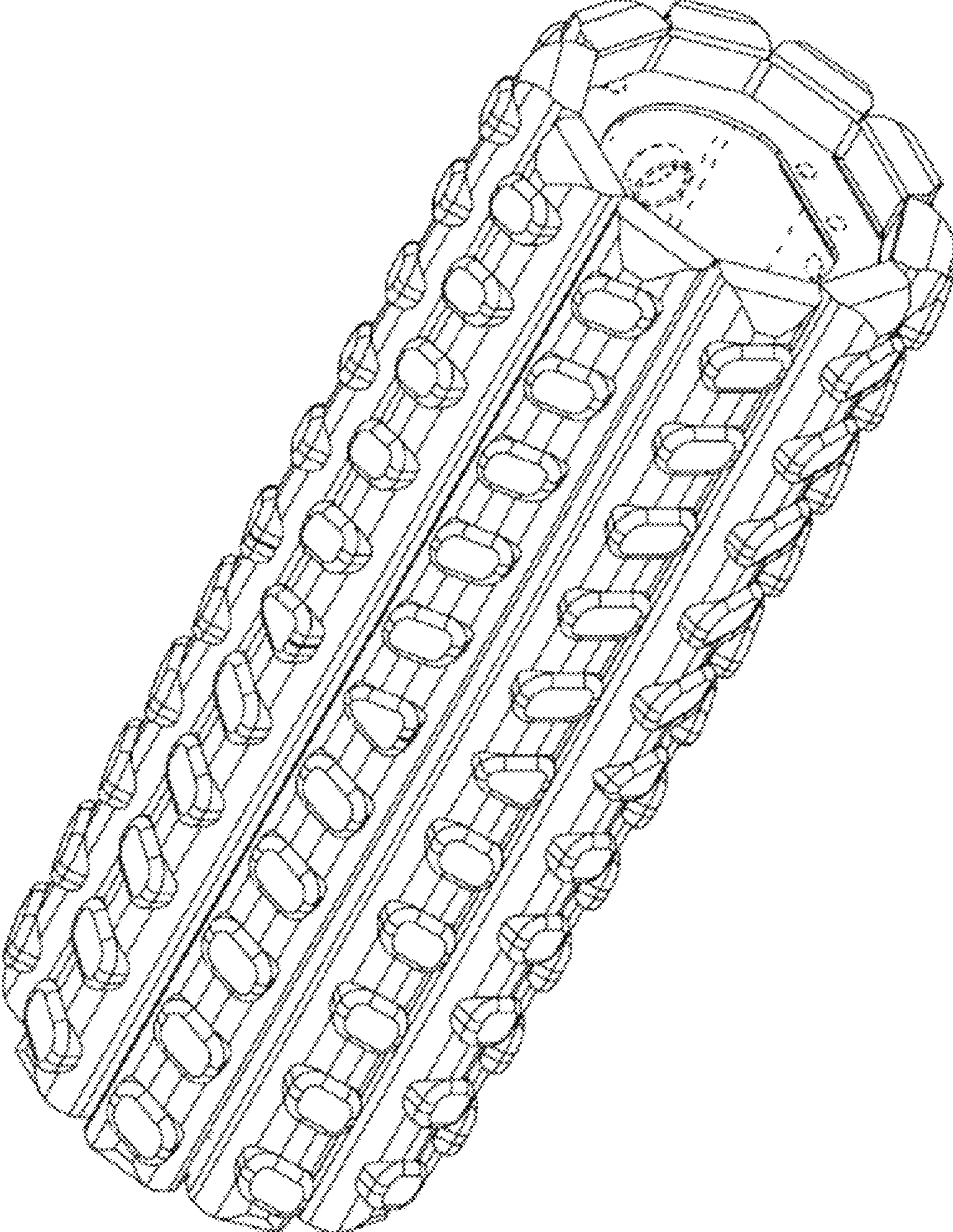


Fig. 1

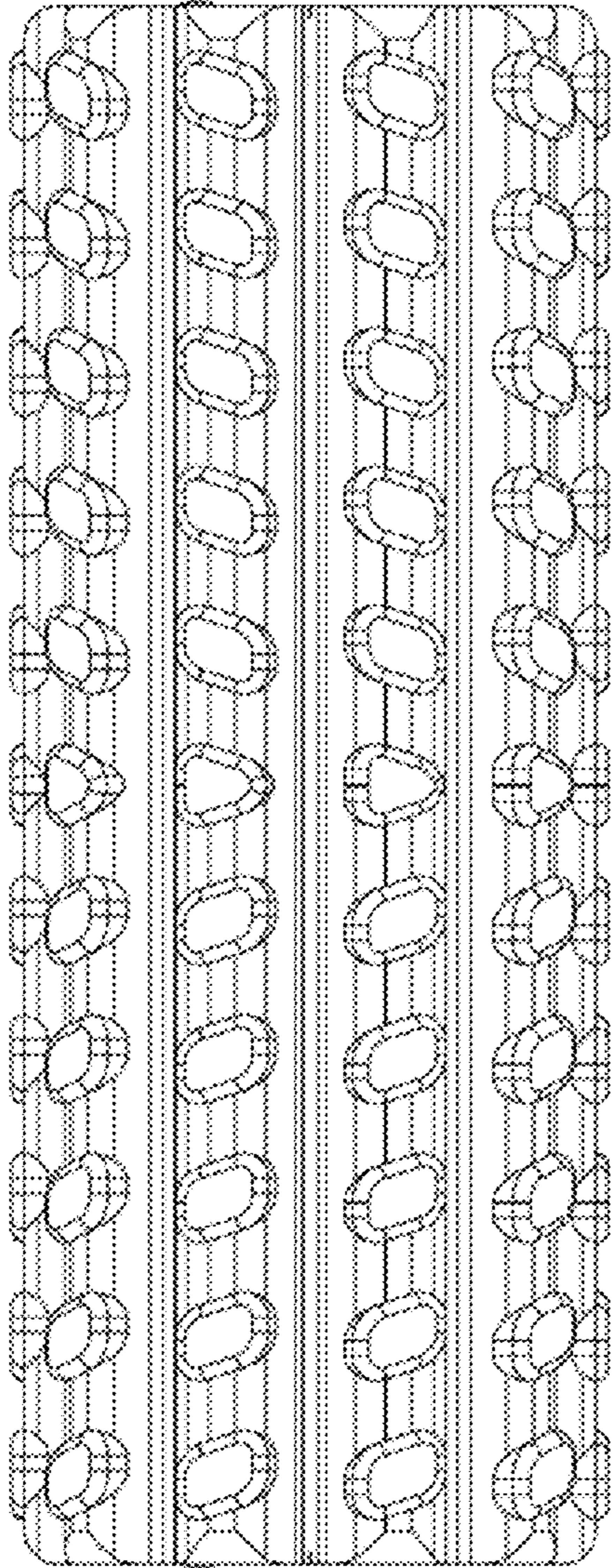


Fig. 2

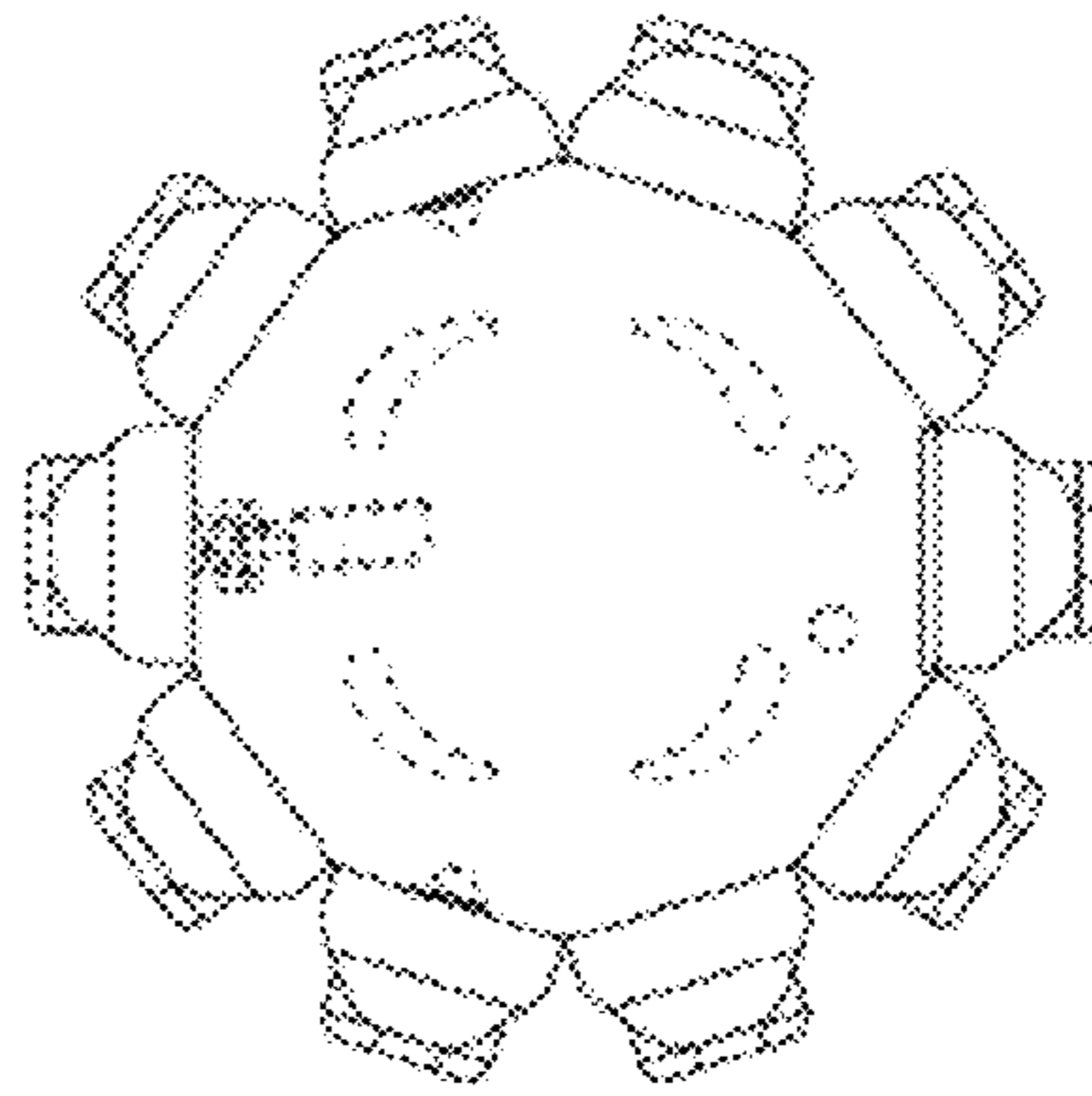


Fig. 3

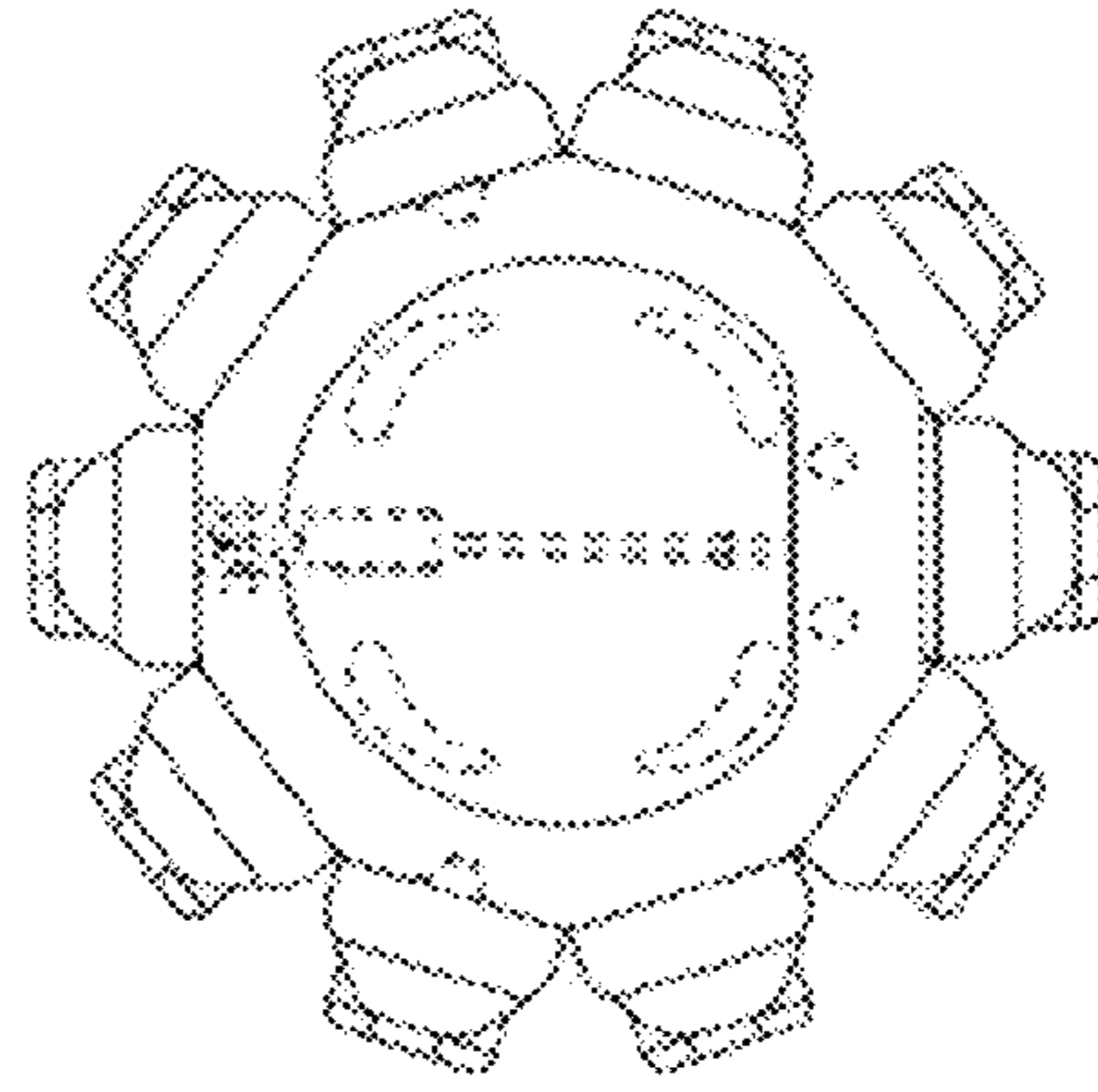


Fig. 4