



US00D788305S

(12) **United States Design Patent** (10) **Patent No.:** **US D788,305 S**  
**Kikkawa et al.** (45) **Date of Patent:** **\*\* May 30, 2017**

(54) **SET OF INTERDENTAL CLEANERS**  
(71) Applicant: **KOBAYASHI PHARMACEUTICAL CO., LTD.**, Osaka-shi, Osaka (JP)  
(72) Inventors: **Tasuku Kikkawa**, Ibaraki (JP); **Shinji Yuumei**, Toyama (JP)  
(73) Assignee: **KOBAYASHI PHARMACEUTICAL CO., LTD.** (JP)  
(\*\*) Term: **15 Years**

2006/0254609 A1\* 11/2006 Kuo ..... A46B 5/02  
132/321  
2009/0230756 A1\* 9/2009 Crossman ..... A46B 5/02  
300/21  
2014/0008837 A1\* 1/2014 Eatherton ..... A46B 1/00  
264/243  
2014/0166043 A1\* 6/2014 Dishon ..... A61C 15/02  
132/329  
2015/0257861 A1\* 9/2015 Dishon ..... A61C 15/02  
132/329  
2015/0282601 A1\* 10/2015 Butz ..... A46B 1/00  
15/167.1  
2016/0058531 A1\* 3/2016 Adriano ..... A61C 15/02  
132/329

(21) Appl. No.: **29/561,558**

(Continued)

(22) Filed: **Apr. 18, 2016**

**FOREIGN PATENT DOCUMENTS**

(30) **Foreign Application Priority Data**

CN 303535305 \* 4/2015  
WO D087426-001 \* 8/2015

Oct. 21, 2015 (JP) ..... 2015-023307

(Continued)

(51) **LOC (10) Cl.** ..... **24-02**

*Primary Examiner* — Wan Laymon

(52) **U.S. Cl.**  
USPC ..... **D24/152; D4/111**

(74) *Attorney, Agent, or Firm* — Saidman DesignLaw Group, LLC

(58) **Field of Classification Search**  
USPC ..... D24/152, 156, 176, 133, 146-147, 119;  
D4/104-107, 109, 111, 128, 136; D28/68  
CPC .... A46B 3/00; A46B 1/00; A46B 5/00; A46B  
5/0062; A46B 5/02; A46B 5/021; A46B  
5/026; A46B 2200/108; A46B 2200/1066;  
A61C 15/00; A61C 15/02; A61C 15/047;  
A61C 15/048; A61C 15/0069; A61C  
15/0087; A61C 15/0093

(57) **CLAIM**

See application file for complete search history.

The ornamental design for a set of interdental cleaners, as shown and described.

**DESCRIPTION**


(56) **References Cited**

FIG. 1 is a perspective view of a set of interdental cleaners showing our new design;  
FIG. 2 is another perspective view thereof;  
FIG. 3 is a front view thereof;  
FIG. 4 is a rear view thereof;  
FIG. 5 is a top view thereof;  
FIG. 6 is a bottom view thereof;  
FIG. 7 is a right side view thereof; and,  
FIG. 8 is a left side view thereof.

**U.S. PATENT DOCUMENTS**

D536,529 S \* 2/2007 Antler ..... D4/111  
D594,984 S \* 6/2009 Crossman ..... D24/152  
D674,610 S \* 1/2013 Eatherton ..... D4/111  
8,663,520 B2 \* 3/2014 Kalbfeld ..... A46B 1/00  
264/138  
D767,900 S \* 10/2016 Kalbfeld ..... D4/111

**1 Claim, 8 Drawing Sheets**



(56)

**References Cited**

U.S. PATENT DOCUMENTS

2016/0135932 A1\* 5/2016 Butz ..... A61C 15/02  
132/329  
2016/0367345 A1\* 12/2016 Wallstrom ..... A61C 15/02

FOREIGN PATENT DOCUMENTS

WO D087426-009 \* 8/2015  
WO D087426-010 \* 8/2015  
WO D087426-011 \* 8/2015  
WO D087426-012 \* 8/2015

\* cited by examiner




FIG. 1




FIG. 2

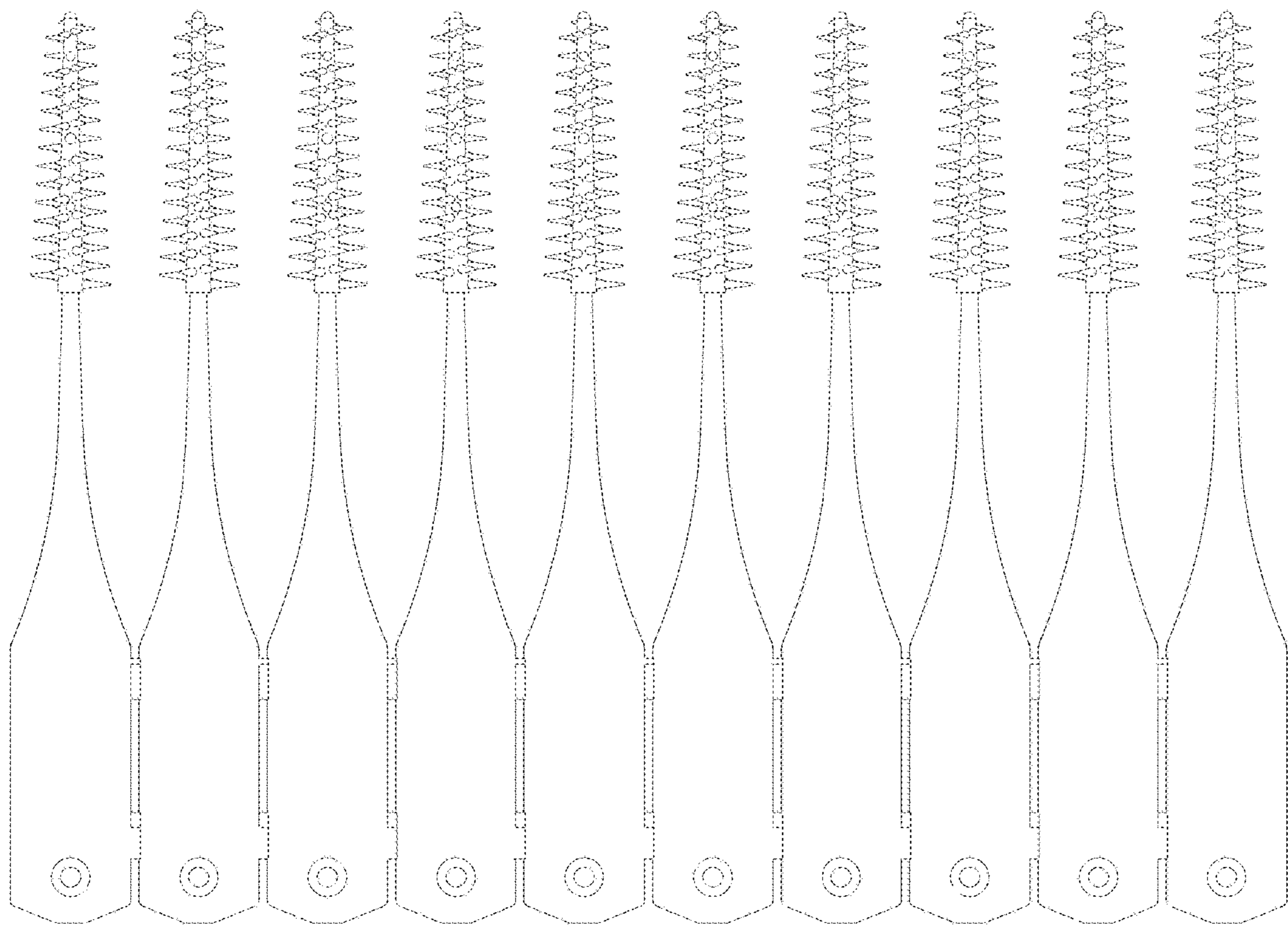


FIG. 3

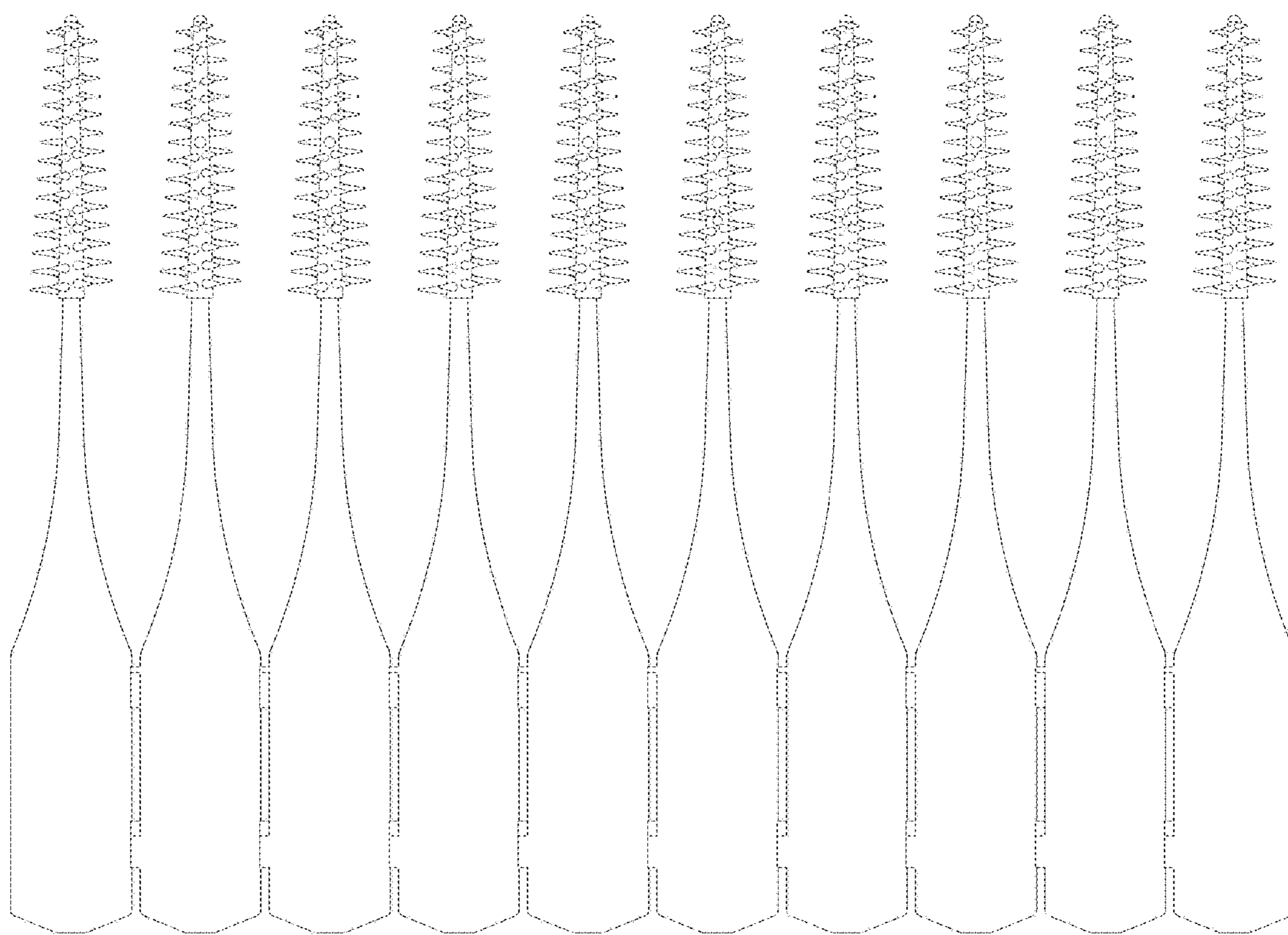


FIG. 4




FIG. 5




FIG. 6



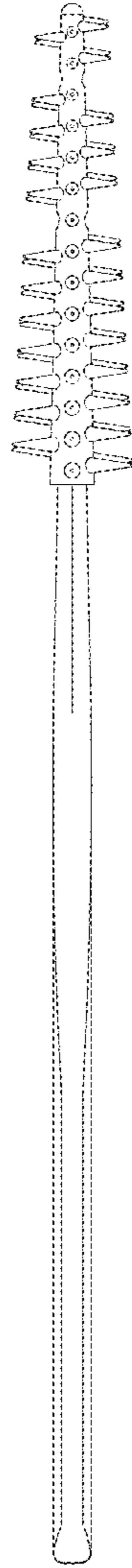


FIG. 7

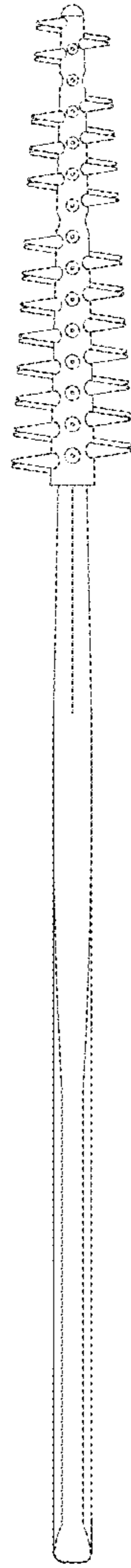


FIG. 8