



US00D788304S

(12) **United States Design Patent**
Kikkawa et al.

(10) **Patent No.:** **US D788,304 S**
(45) **Date of Patent:** **** May 30, 2017**

(54) INTERDENTAL CLEANER	2006/0254609 A1* 11/2006 Kuo A46B 5/02 132/321
(71) Applicant: KOBAYASHI PHARMACEUTICAL CO., LTD. , Osaka-shi, Osaka (JP)	2009/0230756 A1* 9/2009 Crossman A46B 5/02 300/21
(72) Inventors: Tasuku Kikkawa , Ibaraki (JP); Shinji Yuumei , Toyama (JP)	2014/0008837 A1* 1/2014 Eatherton A46B 1/00 264/243
(73) Assignee: Kobayashi Pharmaceutical Co., Ltd. (JP)	2014/0166043 A1* 6/2014 Dishon A61C 15/02 132/329
(**) Term: 15 Years	2015/0257861 A1* 9/2015 Dishon A61C 15/02 132/329
	2015/0282601 A1* 10/2015 Butz A46B 1/00 15/167.1
	2016/0058531 A1* 3/2016 Adriano A61C 15/02 132/329

(Continued)

(21) Appl. No.: **29/561,556**

(22) Filed: **Apr. 18, 2016**

(30) **Foreign Application Priority Data**

Oct. 21, 2015 (JP) 2015-023308

(51) **LOC (10) Cl.** **24-02**

(52) **U.S. Cl.**
USPC **D24/152; D4/111**

(58) **Field of Classification Search**
USPC D24/152, 156, 176, 133, 146-147, 119;
D4/104-107, 109, 111, 128, 136; D28/68
CPC A46B 3/00; A46B 1/00; A46B 5/00; A46B
5/0062; A46B 5/02; A46B 5/021; A46B
5/026; A46B 2200/108; A46B 2200/1066;
A61C 15/00; A61C 15/02; A61C 15/047;
A61C 15/048; A61C 15/0069; A61C
15/0087; A61C 15/0093

See application file for complete search history.

(56) **References Cited**

U.S. PATENT DOCUMENTS

D536,529 S *	2/2007	Antler	D4/111
D594,984 S *	6/2009	Crossman	D24/152
D674,610 S *	1/2013	Eatherton	D4/111
8,663,520 B2 *	3/2014	Kalbfeld	A46B 1/00 264/138
D767,900 S *	10/2016	Kalbfeld	D4/111

FOREIGN PATENT DOCUMENTS

CN	303535305	*	4/2015
WO	WO D087426-001	*	8/2015

(Continued)

Primary Examiner — Wan Laymon

(74) *Attorney, Agent, or Firm* — Saidman DesignLaw Group, LLC

(57) **CLAIM**

The ornamental design for an interdental cleaner, as shown and described.

DESCRIPTION

FIG. 1 is a perspective view of an interdental cleaner showing our new design;
FIG. 2 is another perspective view thereof;
FIG. 3 is a front view thereof;
FIG. 4 is a rear view thereof;
FIG. 5 is a top view thereof;
FIG. 6 is a bottom view thereof;
FIG. 7 is a right side view thereof; and,
FIG. 8 is a left side view thereof.

1 Claim, 8 Drawing Sheets



(56)

References Cited

U.S. PATENT DOCUMENTS

2016/0135932 A1* 5/2016 Butz A61C 15/02
132/329
2016/0367345 A1* 12/2016 Wallstrom A61C 15/02

FOREIGN PATENT DOCUMENTS

WO WO D087426-009 * 8/2015
WO WO D087426-010 * 8/2015
WO WO D087426-011 * 8/2015
WO WO D087426-012 * 8/2015

* cited by examiner

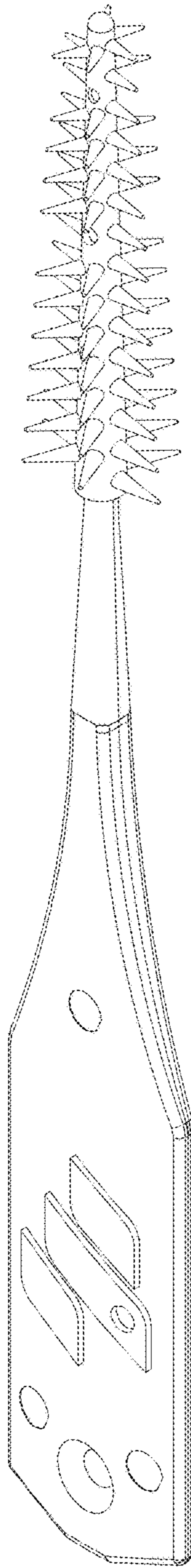


FIG. 1

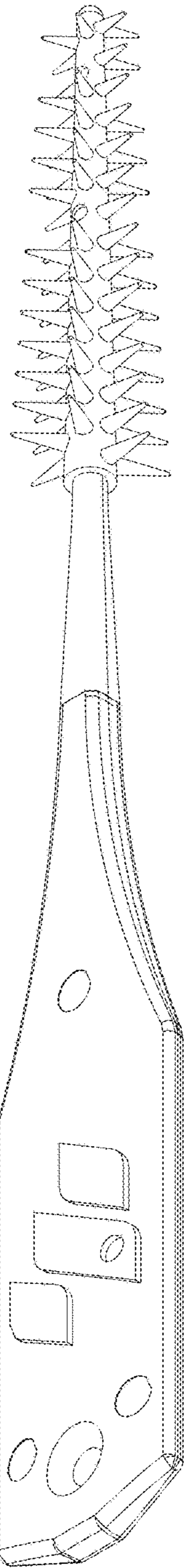


FIG. 2

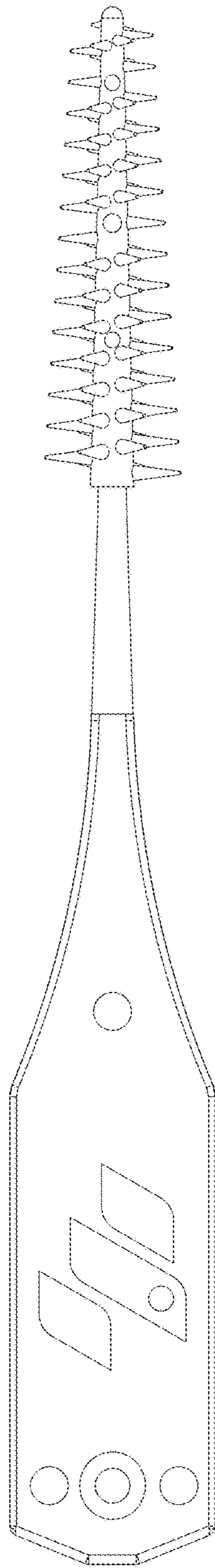


FIG. 3

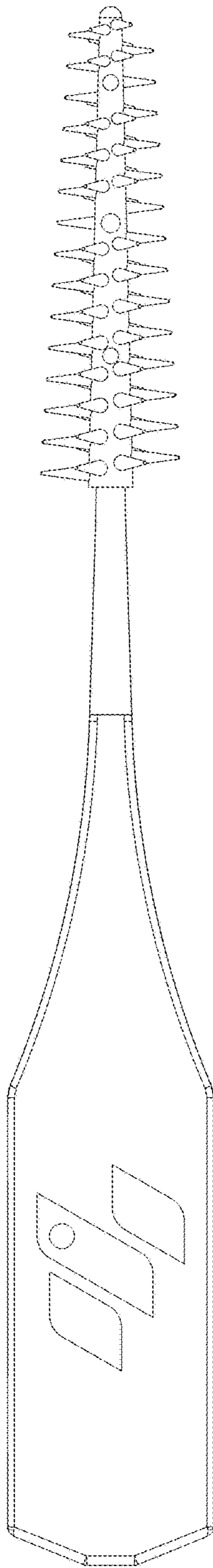


FIG. 4

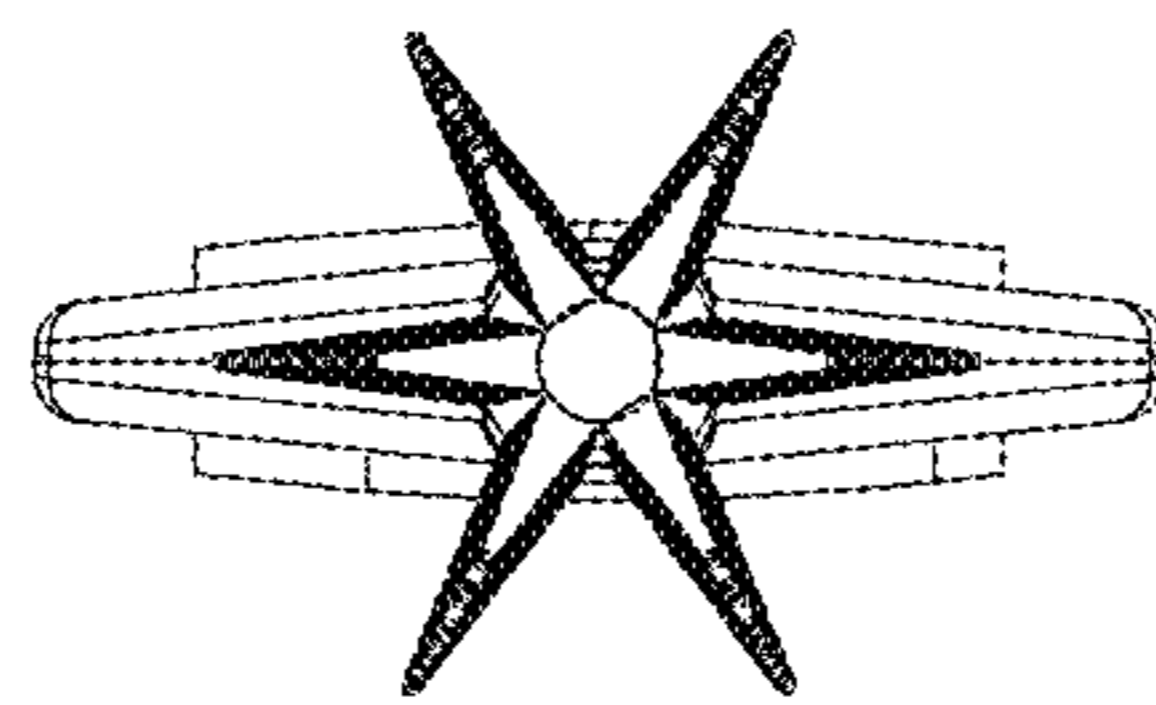


FIG. 5

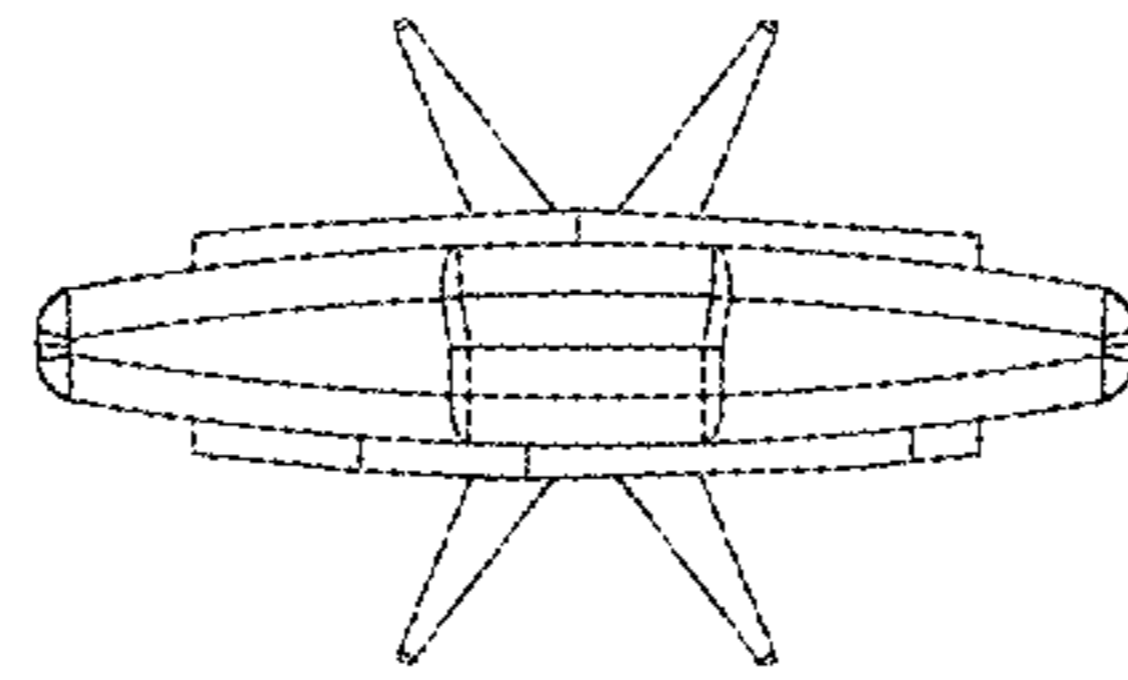


FIG. 6

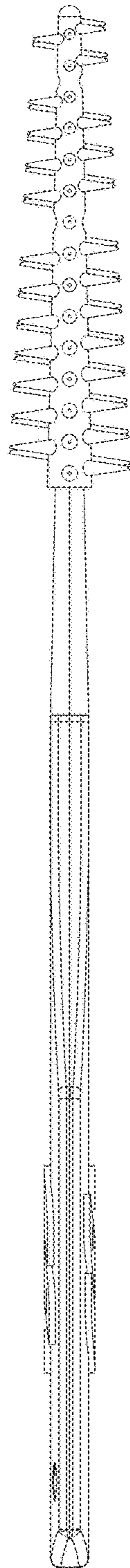


FIG. 7

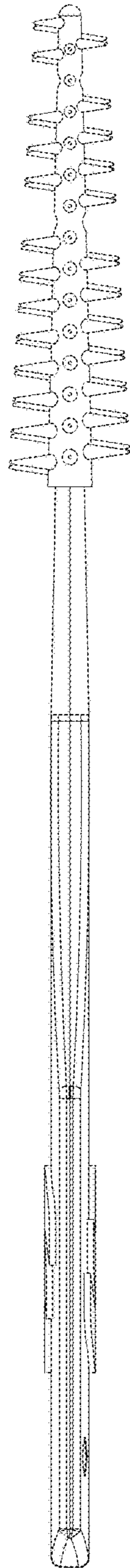


FIG. 8