



US00D788299S

(12) **United States Design Patent** (10) **Patent No.:** **US D788,299 S**
Wapler et al. (45) **Date of Patent:** **** May 30, 2017**

(54) **TRACKER**

(71) Applicant: **Stryker European Holdings I, LLC**,
Kalamazoo, MI (US)

(72) Inventors: **Matthias Wapler**, Kirchzarten (DE);
Sascha Kubis, Freiburg (DE)

(73) Assignee: **STRYKER EUROPEAN HOLDINGS, I, LLC**, Kalamazoo, MI (US)

(**) Term: **14 Years**

(21) Appl. No.: **29/511,403**

(22) Filed: **Dec. 10, 2014**

(30) **Foreign Application Priority Data**

Nov. 5, 2014 (EM) 001426142-0002

(51) **LOC (10) Cl.** **24-02**

(52) **U.S. Cl.**
USPC **D24/140; D14/230**

(58) **Field of Classification Search**
USPC D10/104.1; D14/230; D12/180; D28/4;
D24/189

See application file for complete search history.

(56) **References Cited**

U.S. PATENT DOCUMENTS

D394,235 S * 5/1998 Steinke D12/180
D423,140 S * 4/2000 DiMartino D28/4
D427,370 S 6/2000 Kalafsky et al.

D441,081 S 4/2001 Mueller
D461,278 S * 8/2002 Takechi D28/4
D507,217 S * 7/2005 Goldenberg D12/180
D511,573 S 11/2005 Mueller et al.
D516,627 S 3/2006 Collins et al.
D629,109 S 12/2010 Phillips
D648,063 S * 11/2011 Nakajo D28/4
D668,640 S * 10/2012 Matsumoto D14/230
D713,966 S * 9/2014 Hoonakker D24/189
D721,181 S 1/2015 Schiebl
2013/0017352 A1 1/2013 Chang

* cited by examiner

Primary Examiner — George D Kirschbaum

(74) *Attorney, Agent, or Firm* — Howard & Howard
Attorneys PLLC

(57) **CLAIM**

The ornamental design for a tracker, as shown and described.

DESCRIPTION

FIG. 1 is a top view of a tracker;
FIG. 2 is a left-side view of the tracker;
FIG. 3 is a rear view of the tracker;
FIG. 4 is a right-side view of the tracker; and,
FIG. 5 is a front view of the tracker.

The solid black shading shown in the top view of FIG. 1 is intended to show color contrast, such as between the colors black and white as illustrated. The bottom of the tracker, which is shown in broken lines, is flat and devoid of surface ornamentation. The broken lines indicate structure that is for illustrative purposes only and forms no part of the claimed design.

1 Claim, 1 Drawing Sheet




FIG. 3

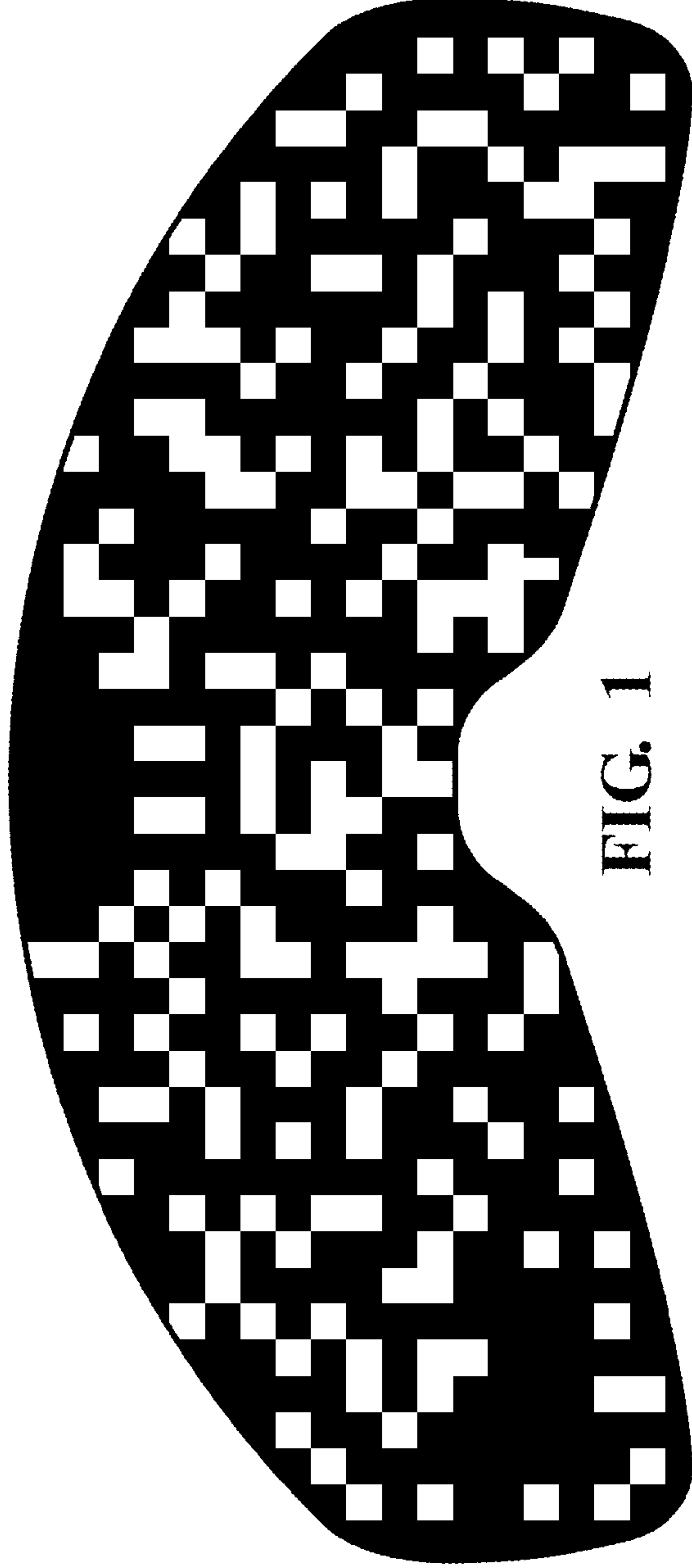


FIG. 1

FIG. 2




FIG. 4

FIG. 5

