



US00D788278S

(12) **United States Design Patent**  
**Kim et al.**

(10) **Patent No.:** **US D788,278 S**

(45) **Date of Patent:** **\*\* May 30, 2017**

(54) **DEHUMIDIFIER**

(71) Applicant: **Samsung Electronics Co., Ltd.**,  
Suwon-si, Gyeonggi-do (KR)

(72) Inventors: **Daejong Kim**, Seoul (KR);  
**Moonhwan Park**, Seoul (KR); **Heejae Jeong**, Seoul (KR); **Minkyung Choi**, Seoul (KR); **Kio Lee**, Seoul (KR)

(73) Assignee: **SAMSUNG ELECTRONICS CO., LTD.**, Gyeonggi-Do (KR)

(\*\*) Term: **15 Years**

(21) Appl. No.: **29/536,106**

(22) Filed: **Aug. 13, 2015**

(30) **Foreign Application Priority Data**

Feb. 13, 2015 (KR) ..... 30-2015-0007982

(51) **LOC (10) Cl.** ..... **23-04**

(52) **U.S. Cl.**  
USPC ..... **D23/359**

(58) **Field of Classification Search**  
USPC ..... D23/333, 355-364, 385, 388, 393  
CPC ..... A61M 16/16; A61M 16/0816; A61M 16/0003; F24F 2006/008; F24F 3/1405; F24F 2003/144; F24F 11/0008; F24F 13/28

See application file for complete search history.

(56) **References Cited**

**U.S. PATENT DOCUMENTS**

D465,567 S \* 11/2002 Choi ..... D23/364  
D539,403 S \* 3/2007 Pino ..... D23/333

D578,192 S \* 10/2008 Yoo ..... D23/333  
D598,528 S \* 8/2009 Choi ..... D23/359  
D643,461 S \* 8/2011 Kim ..... D18/34.5  
D683,839 S \* 6/2013 Yamashita ..... D23/364  
D725,758 S \* 3/2015 Kim ..... D23/333  
D729,919 S \* 5/2015 Yeom ..... D23/359  
2005/0109048 A1 \* 5/2005 Lee ..... F24F 1/0007  
62/126

**OTHER PUBLICATIONS**

Mlot, Stephanie "Hands on With Chevy Spark's MyLink Infotainment System" Aug. 24, 2012, PC Mag, site visited Dec. 29, 2016 <<http://www.pcmag.com/article2/0,2817,2408795,00.asp>>.\*

\* cited by examiner

*Primary Examiner* — Kevin Rudzinski

*Assistant Examiner* — John Reickel

(74) *Attorney, Agent, or Firm* — Cantor Colburn LLP

(57) **CLAIM**

The ornamental design for a dehumidifier, as shown and described.

**DESCRIPTION**

FIG. 1 is a perspective view of a dehumidifier, showing our new design;

FIG. 2 is a front view thereof;

FIG. 3 is a rear view thereof;

FIG. 4 is a side view thereof;

FIG. 5 is another side view thereof;

FIG. 6 is a top view thereof; and,

FIG. 7 is a bottom view thereof.

The broken lines illustrating portions of a dehumidifier are environmental purposes only and form no part of the claimed design.

**1 Claim, 6 Drawing Sheets**

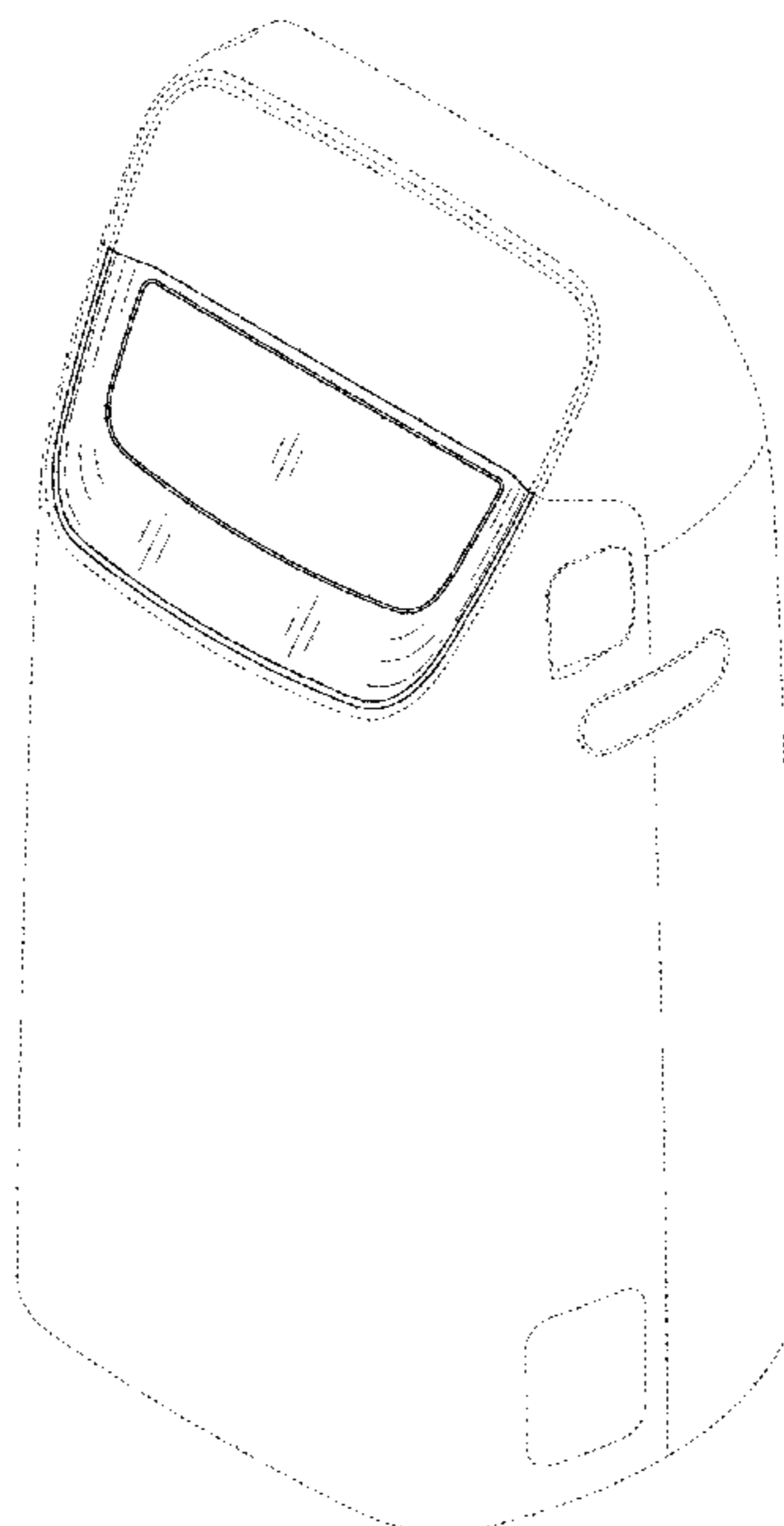


FIG. 1

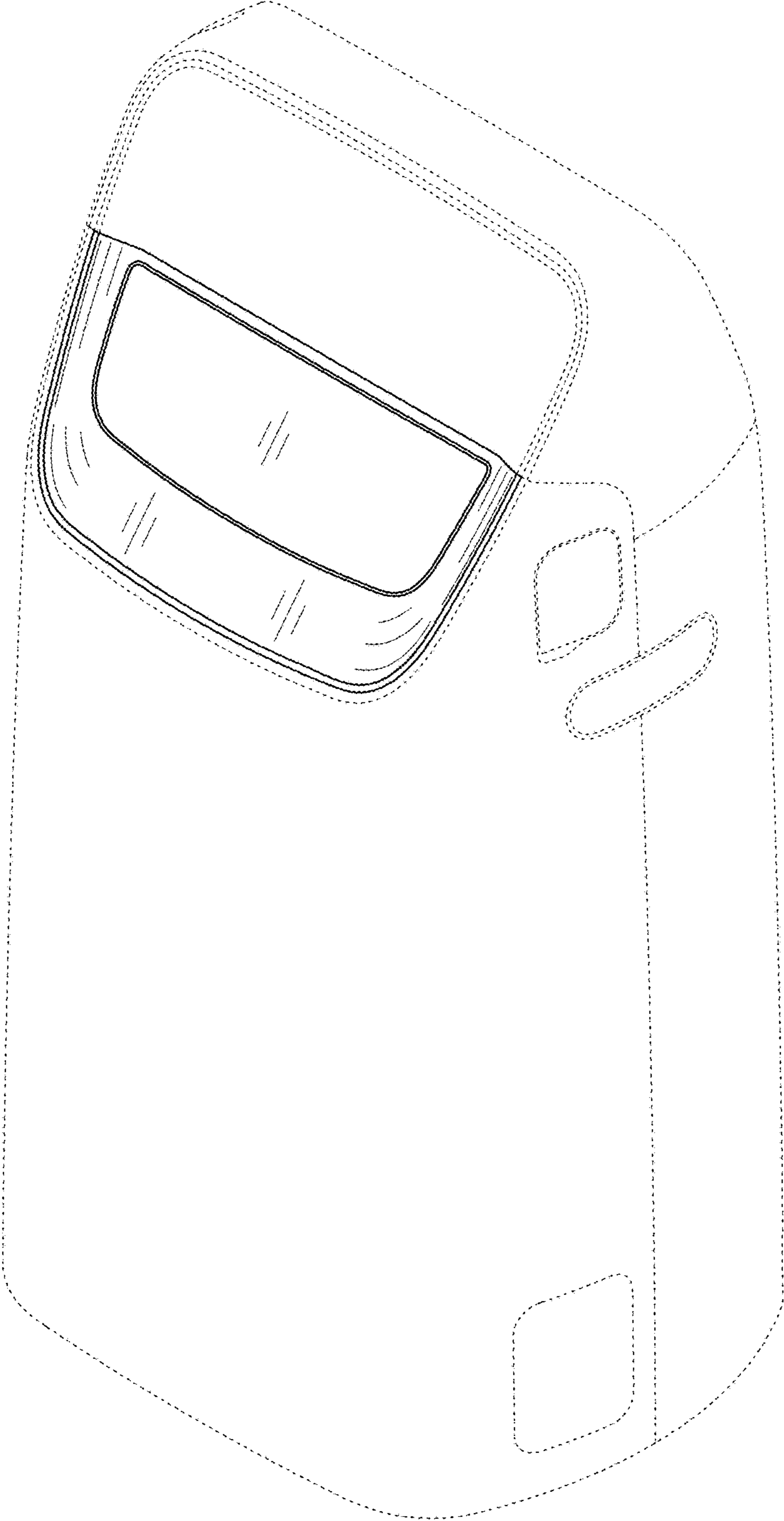


FIG. 2




FIG. 3

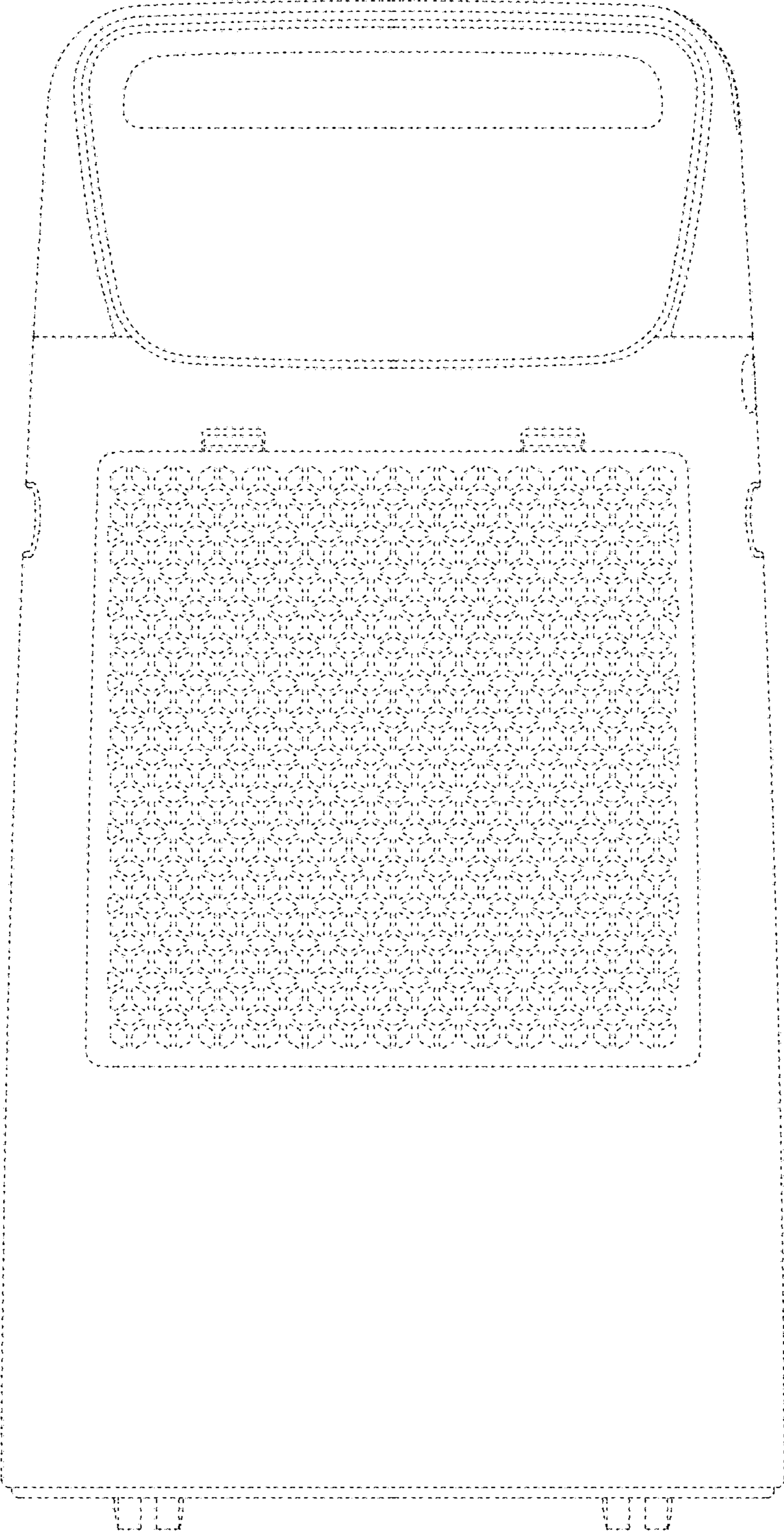


FIG. 4




FIG. 5

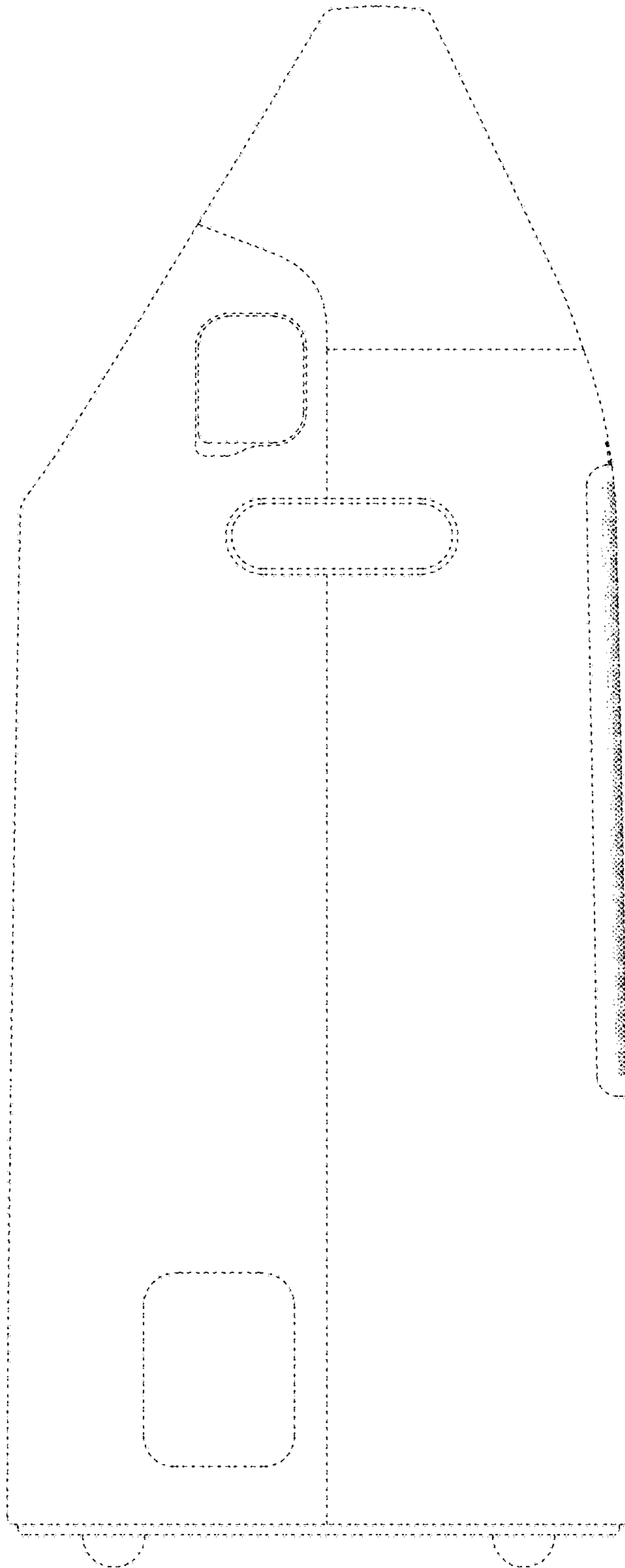


FIG. 6

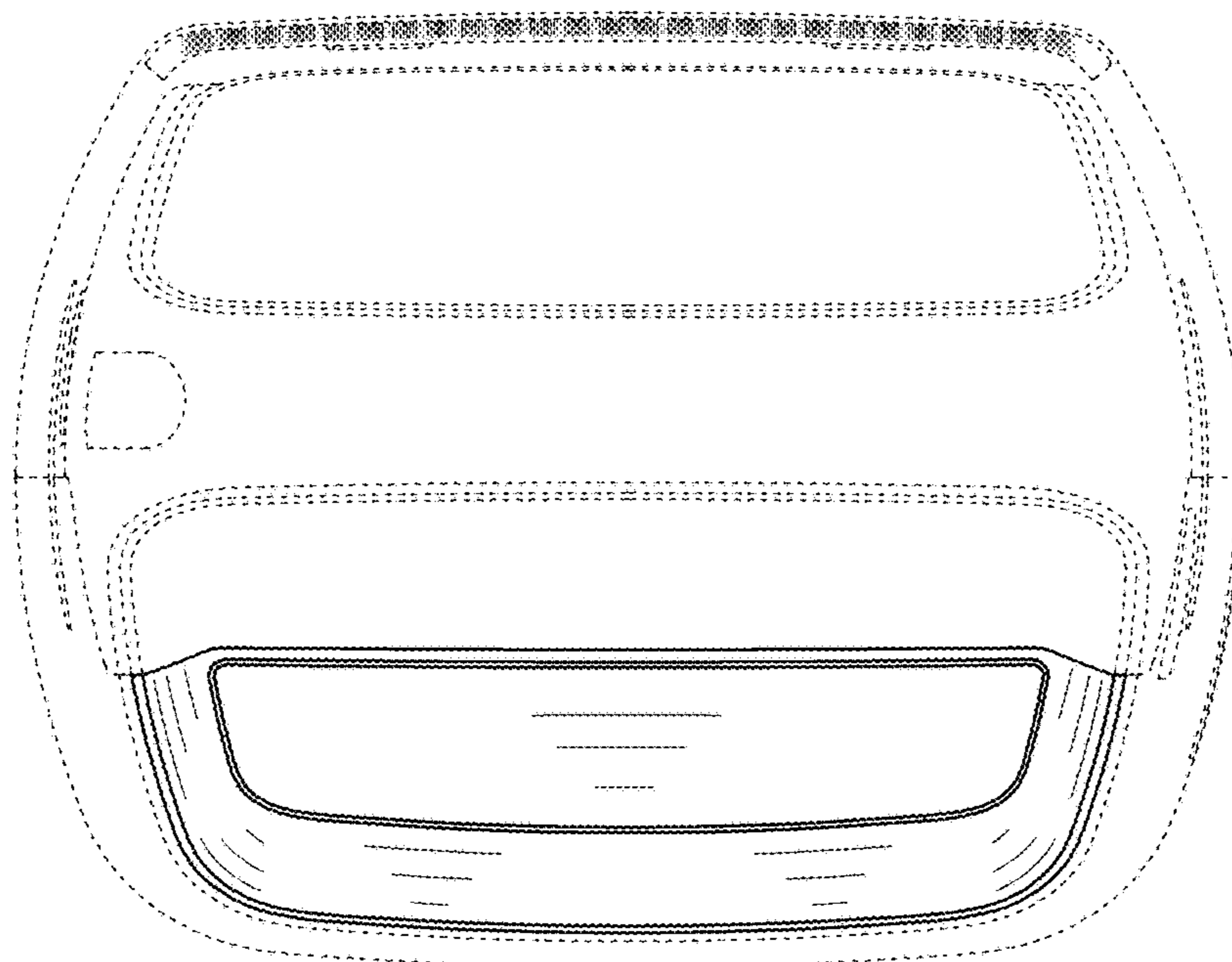


FIG. 7

