



US00D788256S

(12) **United States Design Patent**
Savakis et al.

(10) **Patent No.:** **US D788,256 S**

(45) **Date of Patent:** **** May 30, 2017**

(54) **GRIP FOR FISHING REEL HANDLE**

(71) Applicants: **Angelo N. Savakis**, Chagrin Falls, OH (US); **Daniel E. Broadbent**, Chagrin Falls, OH (US); **Mark Shull**, Mogadore, OH (US)

(72) Inventors: **Angelo N. Savakis**, Chagrin Falls, OH (US); **Daniel E. Broadbent**, Chagrin Falls, OH (US); **Mark Shull**, Mogadore, OH (US)

(**) Term: **14 Years**

(21) Appl. No.: **29/525,247**

(22) Filed: **Apr. 28, 2015**

(51) **LOC (10) Cl.** **22-05**

(52) **U.S. Cl.**
USPC **D22/140**

(58) **Field of Classification Search**
USPC D22/137-141; 242/295, 317-318
CPC A01K 89/016; A01K 89/033
See application file for complete search history.

(56) **References Cited**

U.S. PATENT DOCUMENTS

D432,202 S * 10/2000 Kim D22/140
D609,772 S * 2/2010 Tohma D22/140

D638,092 S * 5/2011 Heller D22/140
D654,553 S * 2/2012 McCune D22/140
D676,523 S * 2/2013 Halseth D22/140
D712,006 S * 8/2014 Koelewyn D22/140
D741,448 S * 10/2015 Hancock D22/140

* cited by examiner

Primary Examiner — Catheri Oliver-Garcia
(74) *Attorney, Agent, or Firm* — Black, McCuskey, Souers & Arbaugh, LPA

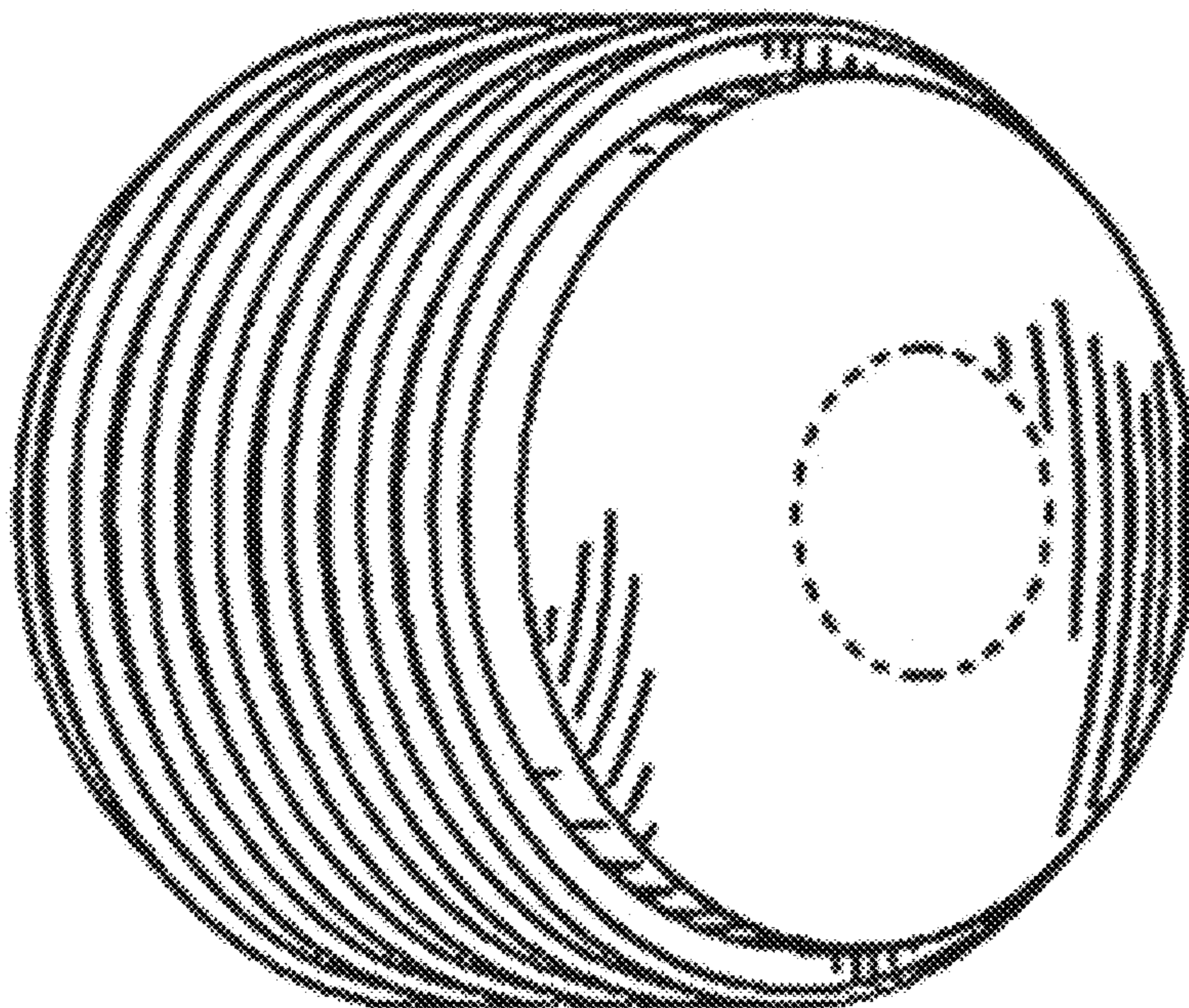
(57) **CLAIM**

The ornamental design for a grip for a fishing reel handle, as shown and described.

DESCRIPTION

FIG. 1 is a perspective view of the present invention; FIG. 2 is a perspective view of the present invention of FIG. 1; FIG. 3 is a side elevation of the invention of FIG. 1, the opposite side being identical in appearance; and, FIG. 4 is a end view of the invention of FIG. 1. The broken lines depict environmental structure and are included for the purpose of illustration and form no part of the claimed design.

1 Claim, 1 Drawing Sheet



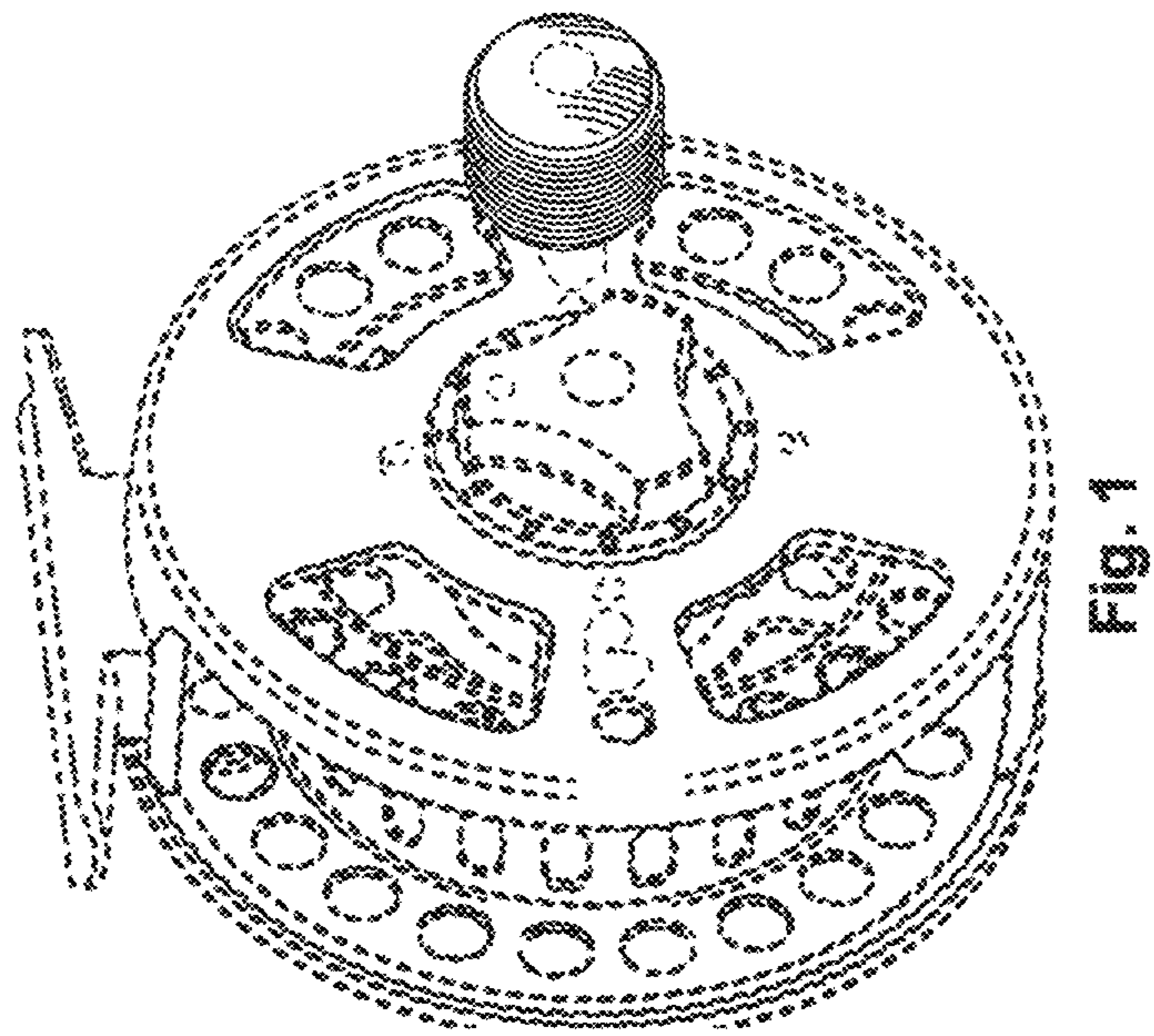


Fig. 1

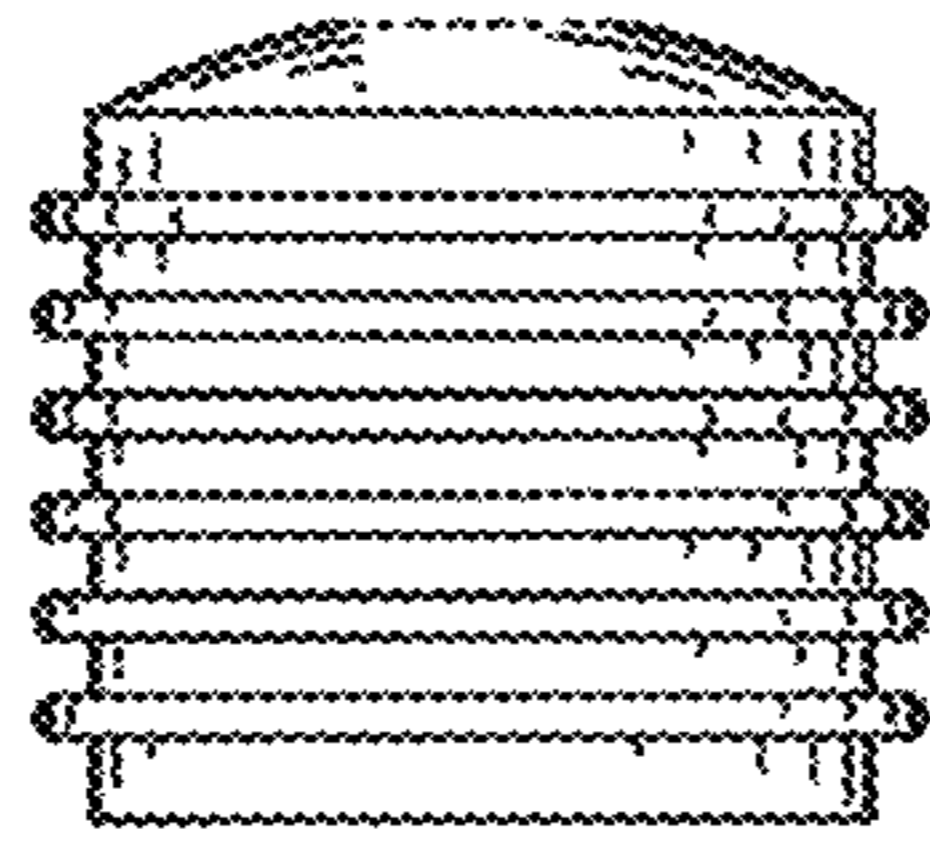


Fig. 3

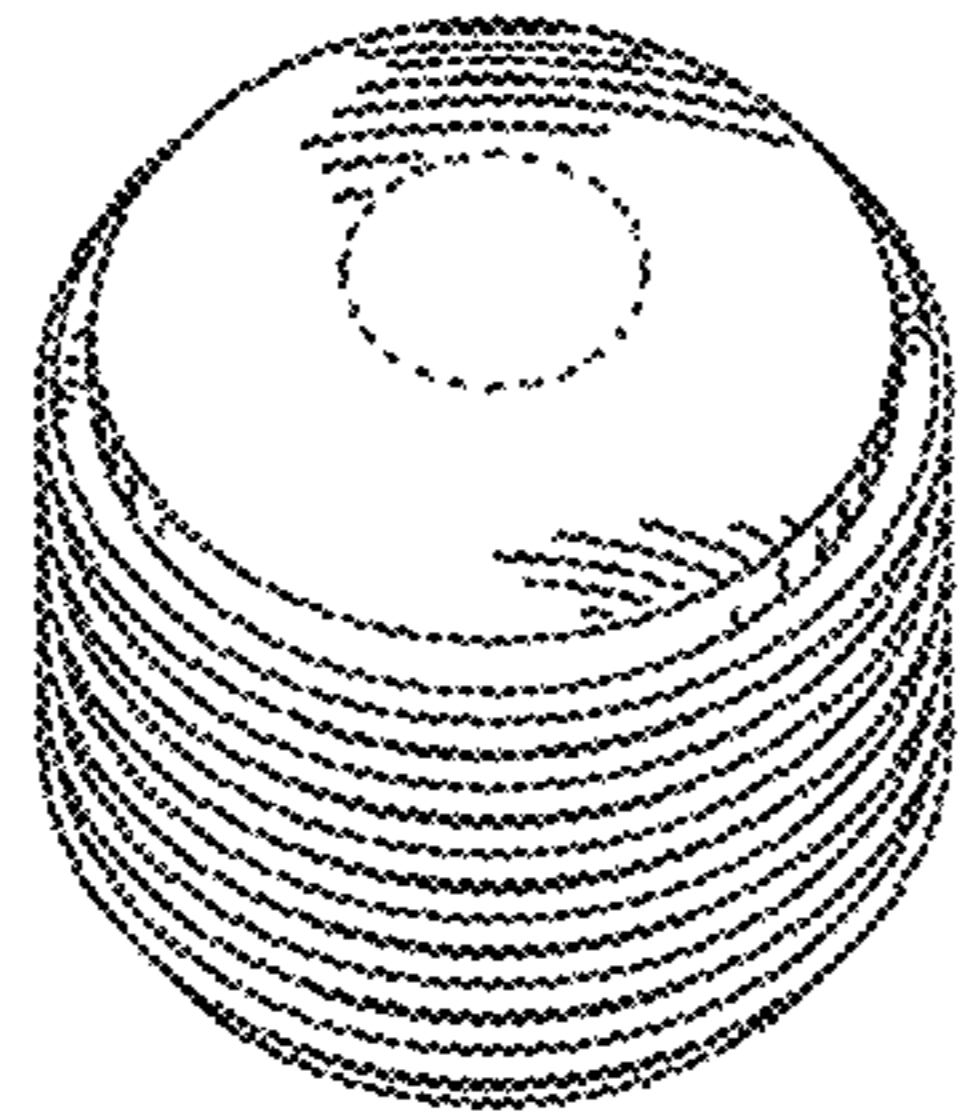


Fig. 2

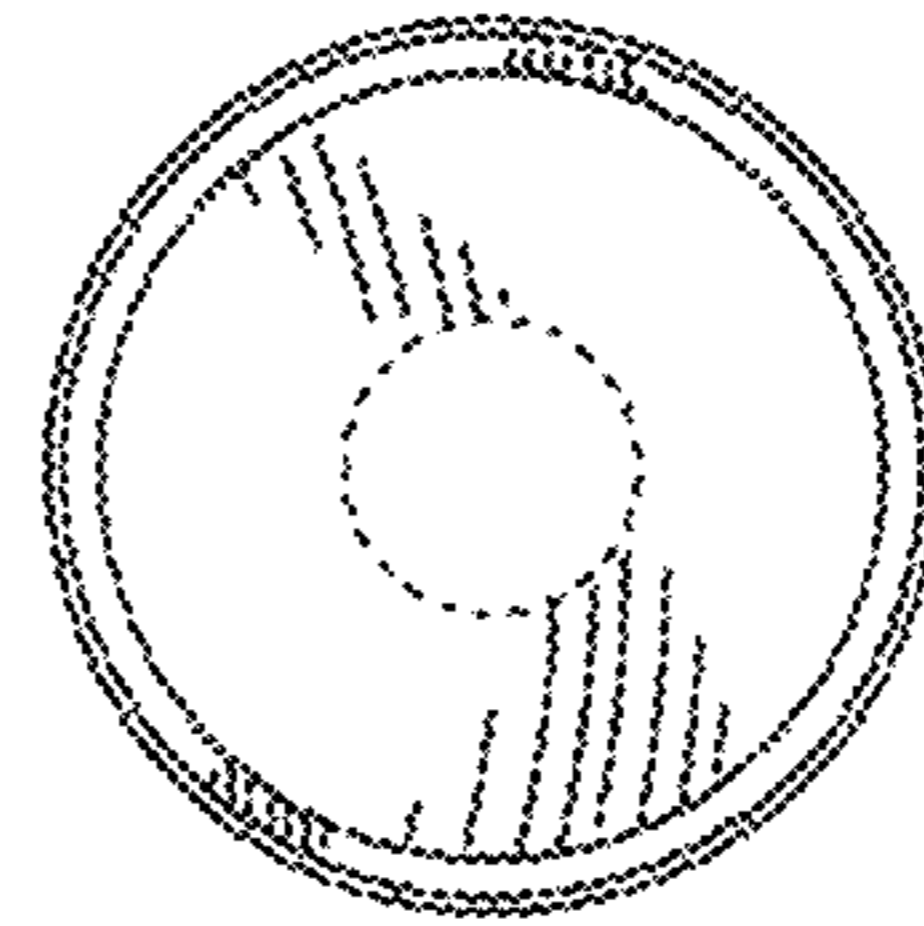


Fig. 4