



US00D788233S

(12) **United States Design Patent** (10) **Patent No.:** **US D788,233 S**  
**Frazier** (45) **Date of Patent:** **\*\* May 30, 2017**

(54) **STUFFED TOY WITH HANDLE HOLE**

5,072,843 A \* 12/1991 James ..... A61J 9/0638  
D21/604

(71) Applicant: **Vyron Kenneth Frazier**, Los Angeles,  
CA (US)

D350,793 S \* 9/1994 Bro ..... D21/604

D434,791 S \* 12/2000 Cohen ..... D21/656

D446,927 S \* 8/2001 Rothschild ..... D21/604

(72) Inventor: **Vyron Kenneth Frazier**, Los Angeles,  
CA (US)

D561,272 S \* 2/2008 Magener ..... D21/659

D573,894 S \* 7/2008 Takacs ..... D21/604

D631,786 S \* 2/2011 Palmer ..... D21/604

(\*\*) Term: **15 Years**

\* cited by examiner

(21) Appl. No.: **29/532,701**

*Primary Examiner* — Sandra Morris

(22) Filed: **Jul. 9, 2015**

(74) *Attorney, Agent, or Firm* — Dunlap Bennett &  
Ludwig PLLC

(51) **LOC (10) Cl.** ..... **21-01**

(57) **CLAIM**

(52) **U.S. Cl.**

The ornamental design for a stuffed toy with handle hole, as  
shown and described.

USPC ..... **D21/604**

(58) **Field of Classification Search**

**DESCRIPTION**

USPC ..... D6/598; D11/158; D21/576–585,

D21/587–588, 592, 604–605, 611–613,

D21/650, 656, 658–661; D30/160

CPC ... A63H 3/00; A63H 3/02; A63H 3/06; A63H

3/08; A63H 3/10; A63H 3/16; A63H

3/20; A63H 7/00; A63H 13/00

See application file for complete search history.

FIG. 1 is an isometric view of a stuffed toy with handle hole,  
shown in use;

FIG. 2 is a front view thereof;

FIG. 3 is a rear view thereof;

FIG. 4 is a left side elevation view thereof, the right side  
elevation view being a mirror image thereof;

FIG. 5 is a top plan view thereof; and,

FIG. 6 is a bottom plan view thereof.

The broken lines shown in the drawings illustrate portions of  
the stuffed toy with handle hole that form no part of the  
claimed design.


(56) **References Cited**

**U.S. PATENT DOCUMENTS**

3,710,506 A \* 1/1973 Thornell ..... A63H 3/36  
446/190

4,054,006 A \* 10/1977 Estlund ..... A63H 3/14  
D21/587

**1 Claim, 3 Drawing Sheets**



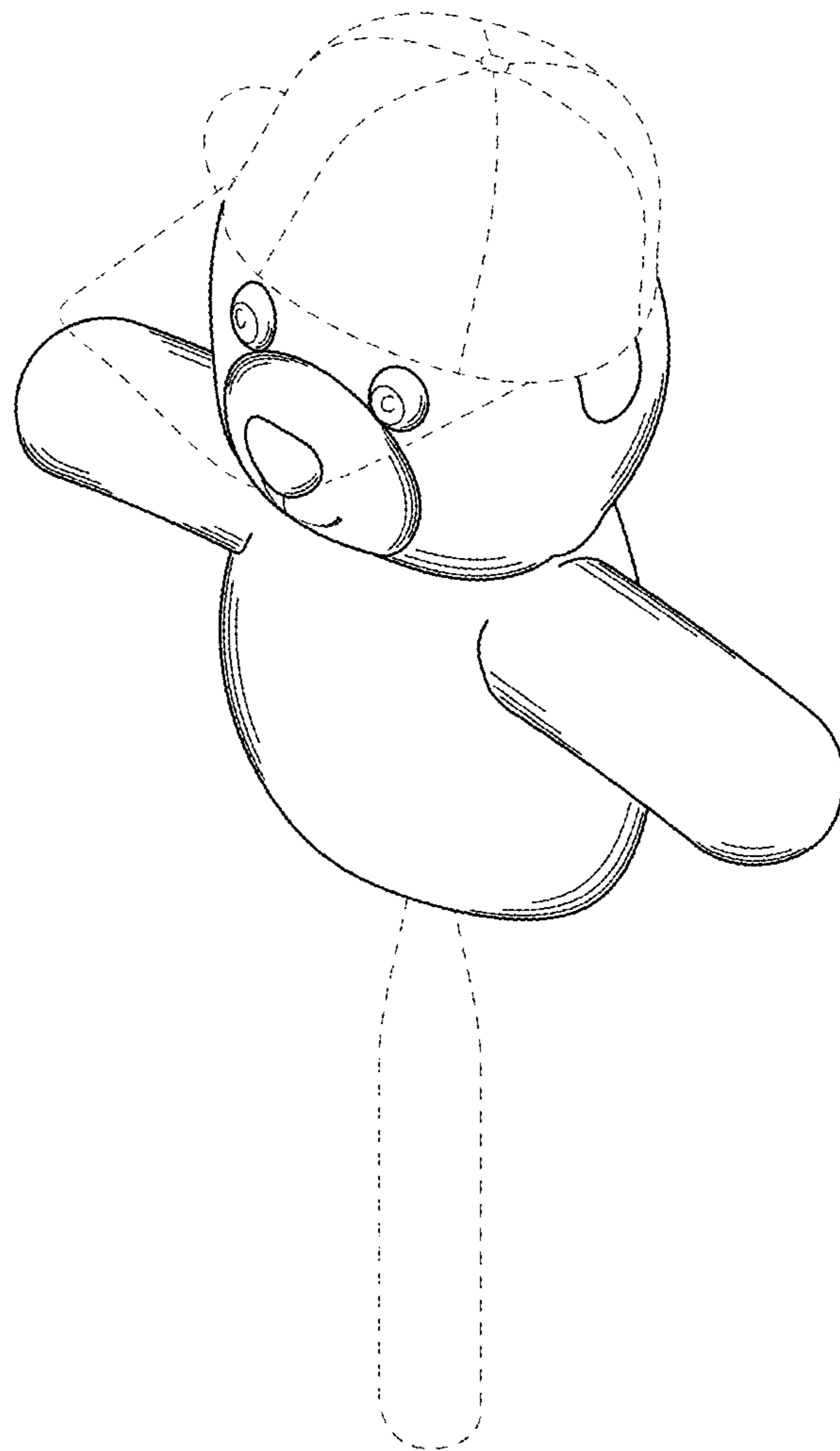


FIG. 1




FIG. 2

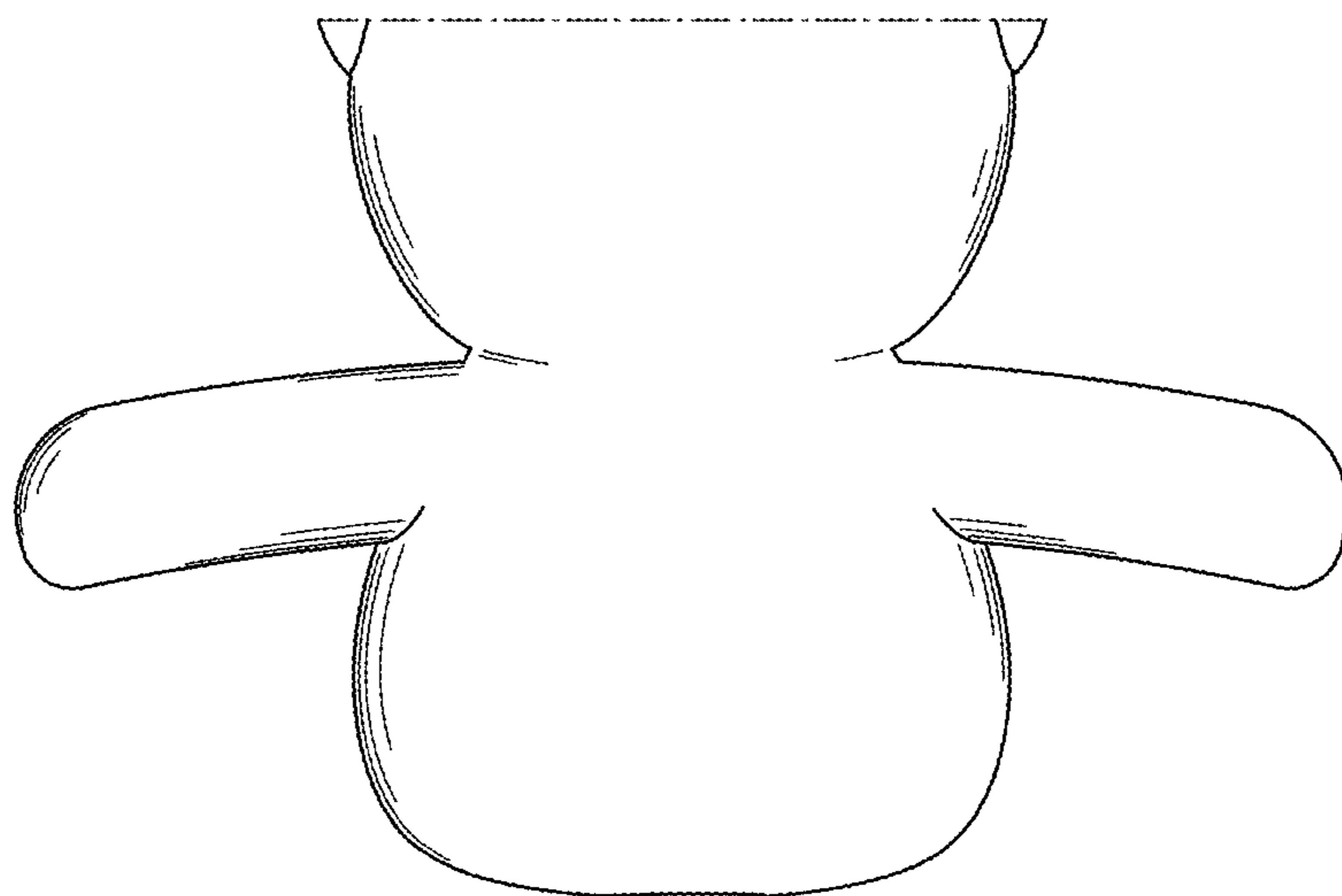


FIG. 3

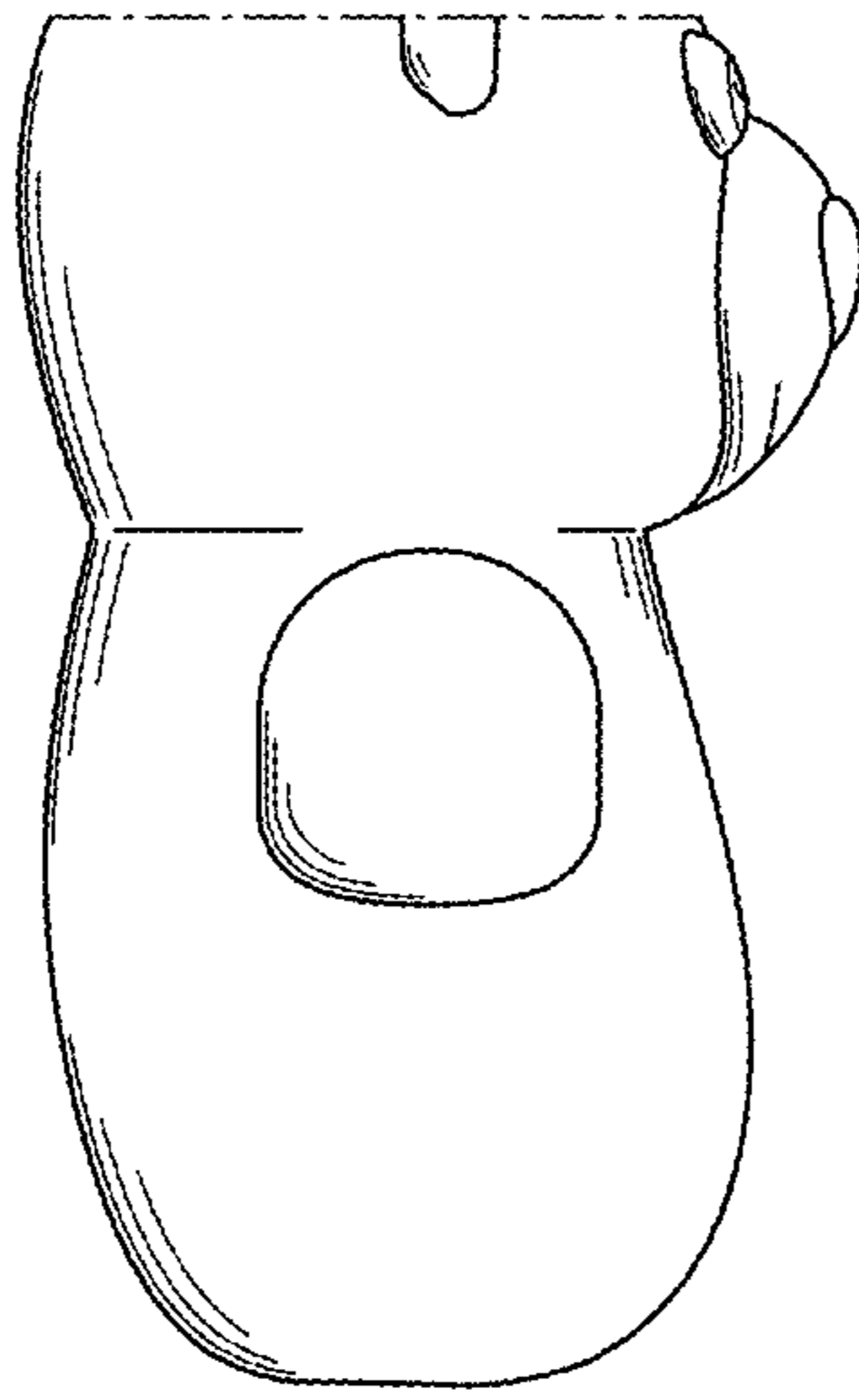


FIG. 4

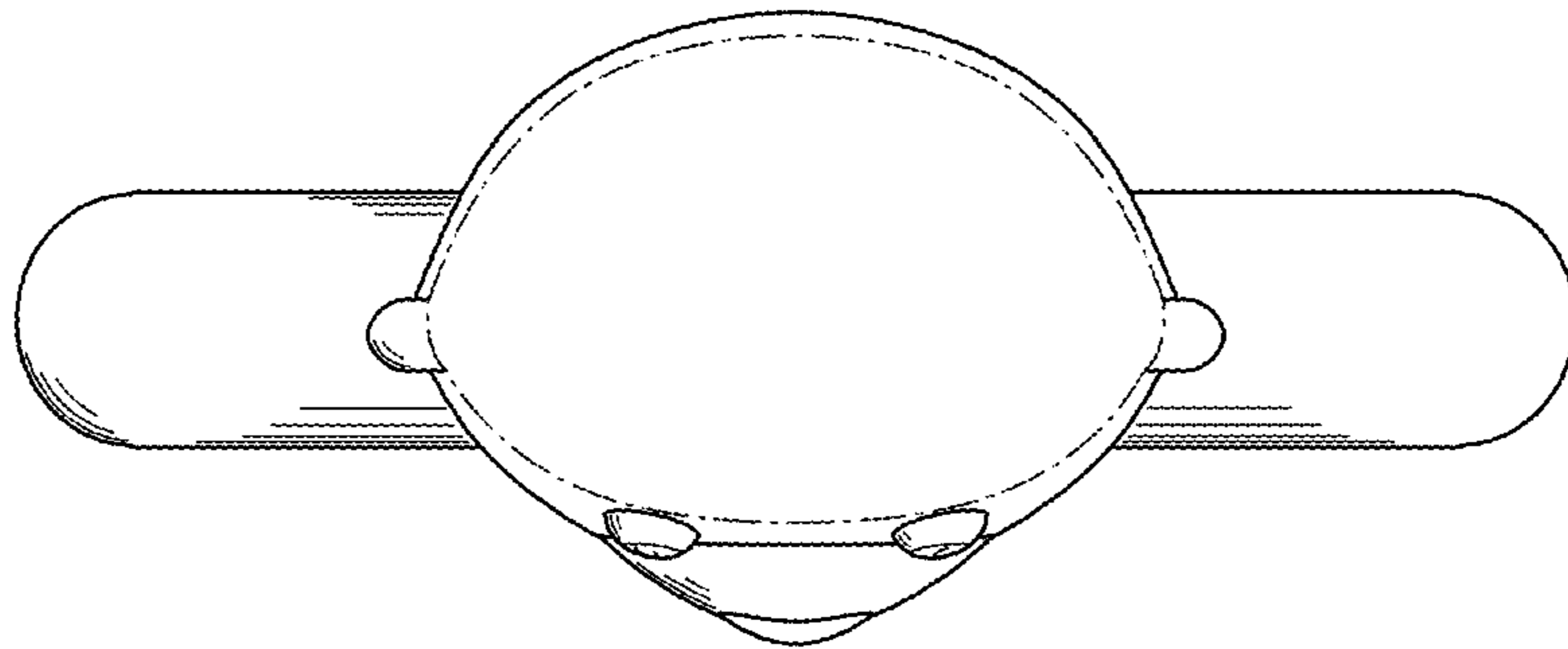


FIG. 5

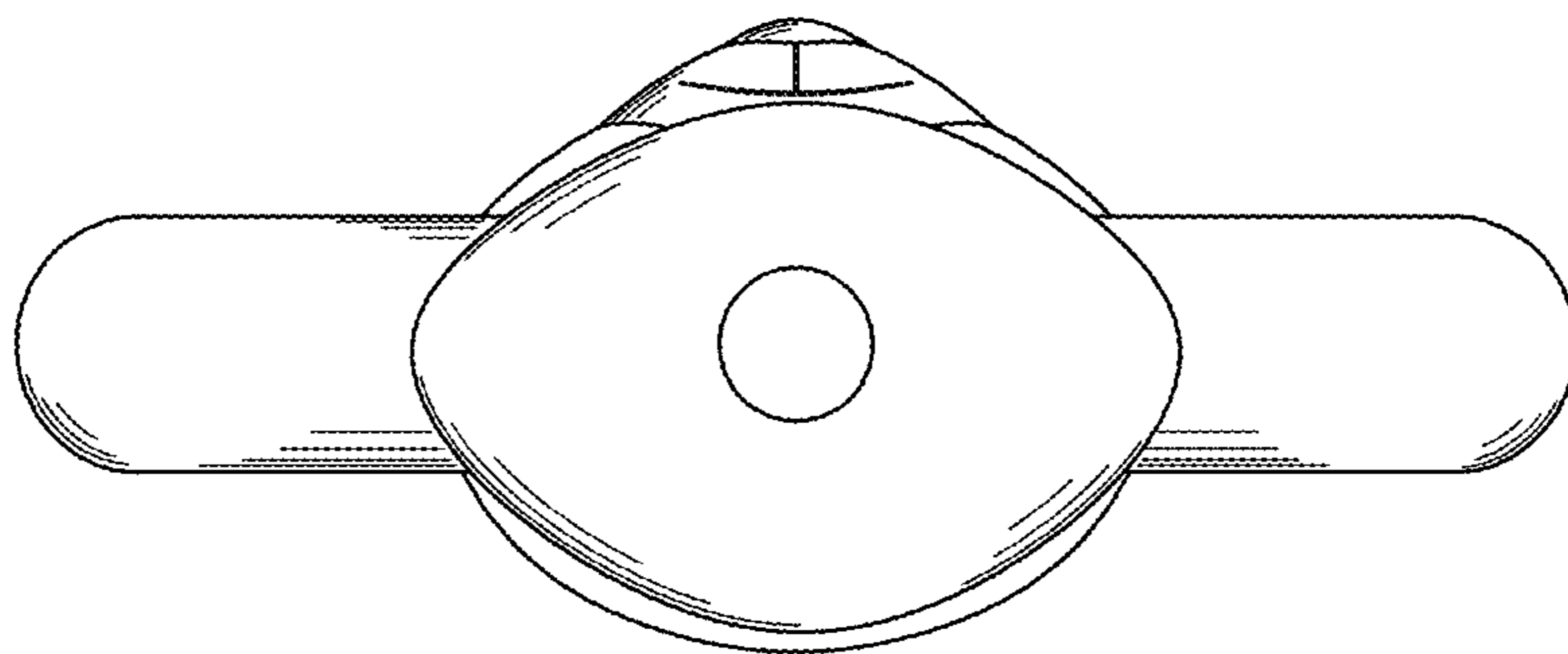


FIG. 6