



US00D788222S

(12) **United States Design Patent** (10) **Patent No.:** **US D788,222 S**
Klosky (45) **Date of Patent:** **** May 30, 2017**

- (54) **FOLDER**
- (71) Applicant: **Ideastream Consumer Products, LLC**,
Cleveland, OH (US)
- (72) Inventor: **Eric Fitzgerald Klosky**, Chagrin Falls,
OH (US)
- (73) Assignee: **IdeaStream Consumer Products,**
LLC, Cleveland, OH (US)
- (**) Term: **14 Years**
- (21) Appl. No.: **29/500,879**
- (22) Filed: **Aug. 29, 2014**
- (51) **LOC (10) Cl.** **19-04**
- (52) **U.S. Cl.**
USPC **D19/26**
- (58) **Field of Classification Search**
USPC D19/6, 26-28, 31-34; 283/36, 38
CPC . B42D 3/00; B42D 3/12; B42D 13/00; B42D
15/02; B42F 15/04; B42F 7/00; B42F
7/02; B42F 7/025; B42F 7/06; B42F
3/002; B42F 13/16; B42F 13/40; B42F
13/406
See application file for complete search history.

- (56) **References Cited**
U.S. PATENT DOCUMENTS
1,970,839 A * 8/1934 Caldwell B42D 5/041
281/15.1
D267,152 S * 12/1982 Nerlinger, Jr. D19/26
D308,887 S * 6/1990 Wyant 206/215
4,989,777 A * 2/1991 Miller B42F 7/06
229/67.1
D393,483 S * 4/1998 Covey D19/32
5,806,894 A * 9/1998 Dottel B42F 7/025
281/19.1
D400,578 S * 11/1998 Takemura D19/26
6,012,866 A * 1/2000 Podosek B42F 7/025
281/38

- 6,382,864 B1 * 5/2002 Moor B42F 7/02
206/37
- D458,633 S * 6/2002 Nada D19/26
- 6,666,610 B1 * 12/2003 Moor A45C 7/0068
229/67.1
- 6,695,519 B2 * 2/2004 Tims B42F 13/0033
28/15.1
- D625,362 S * 10/2010 Sarkissian D19/26
- D705,863 S * 5/2014 Klosky D19/26
- D719,214 S * 12/2014 Klosky D19/26
- D724,662 S * 3/2015 Carey D19/26
- 2003/0201312 A1 * 10/2003 Lee A45C 3/02
229/67.3
- 2004/0069841 A1 * 4/2004 Wong B42F 7/025
229/67.1

(Continued)

Primary Examiner — Celia Murphy
Assistant Examiner — Clare Ann Gannon
(74) *Attorney, Agent, or Firm* — Calfee, Halter &
Griswold LLP

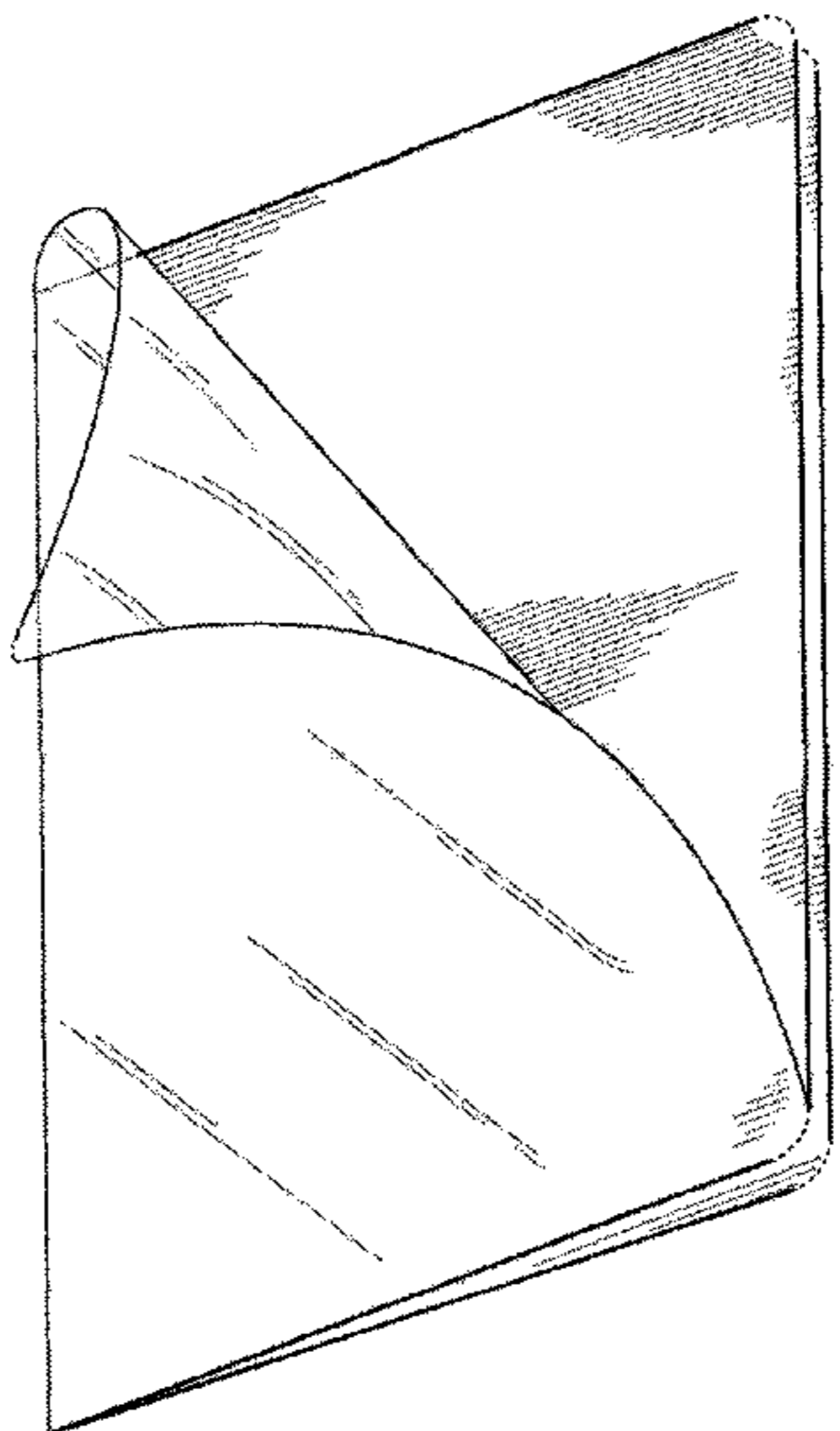
(57) **CLAIM**

I claim the ornamental design for a folder, as shown and described.

DESCRIPTION

FIG. 1 is a front/right/bottom perspective view of a folder, shown with the front surface curled from upper right toward the lower left;
FIG. 2 is a front/right/bottom perspective view thereof;
FIG. 3 is a front elevational view thereof;
FIG. 4 is a rear elevational view thereof;
FIG. 5 is a left side elevational view thereof.
FIG. 6 is a right side elevational view thereof;
FIG. 7 is a top plan view thereof;
FIG. 8 is a bottom plan view thereof; and,
FIG. 9 is a view of the folder in an open configuration.
The dashed lines at the corners define the bounds of the claimed design. All other broken lines depict portions of the article that form no part of the claimed design.

1 Claim, 6 Drawing Sheets



(56)

References Cited

U.S. PATENT DOCUMENTS

2005/0242566 A1* 11/2005 Cordes B42F 7/02
281/29
2007/0228118 A1* 10/2007 Makofsky B42F 7/06
229/67.1
2009/0256346 A1* 10/2009 Brody B42F 7/02
281/29
2013/0306715 A1* 11/2013 James, Jr. B65D 27/08
229/72
2013/0320074 A1* 12/2013 Leonard B31B 1/20
229/67.1
2014/0001246 A1* 1/2014 Makofsky B42F 7/06
229/72
2014/0061078 A1* 3/2014 Ratliff B42D 5/005
206/425
2015/0144685 A1* 5/2015 Sierra B42F 7/06
229/67.4

* cited by examiner

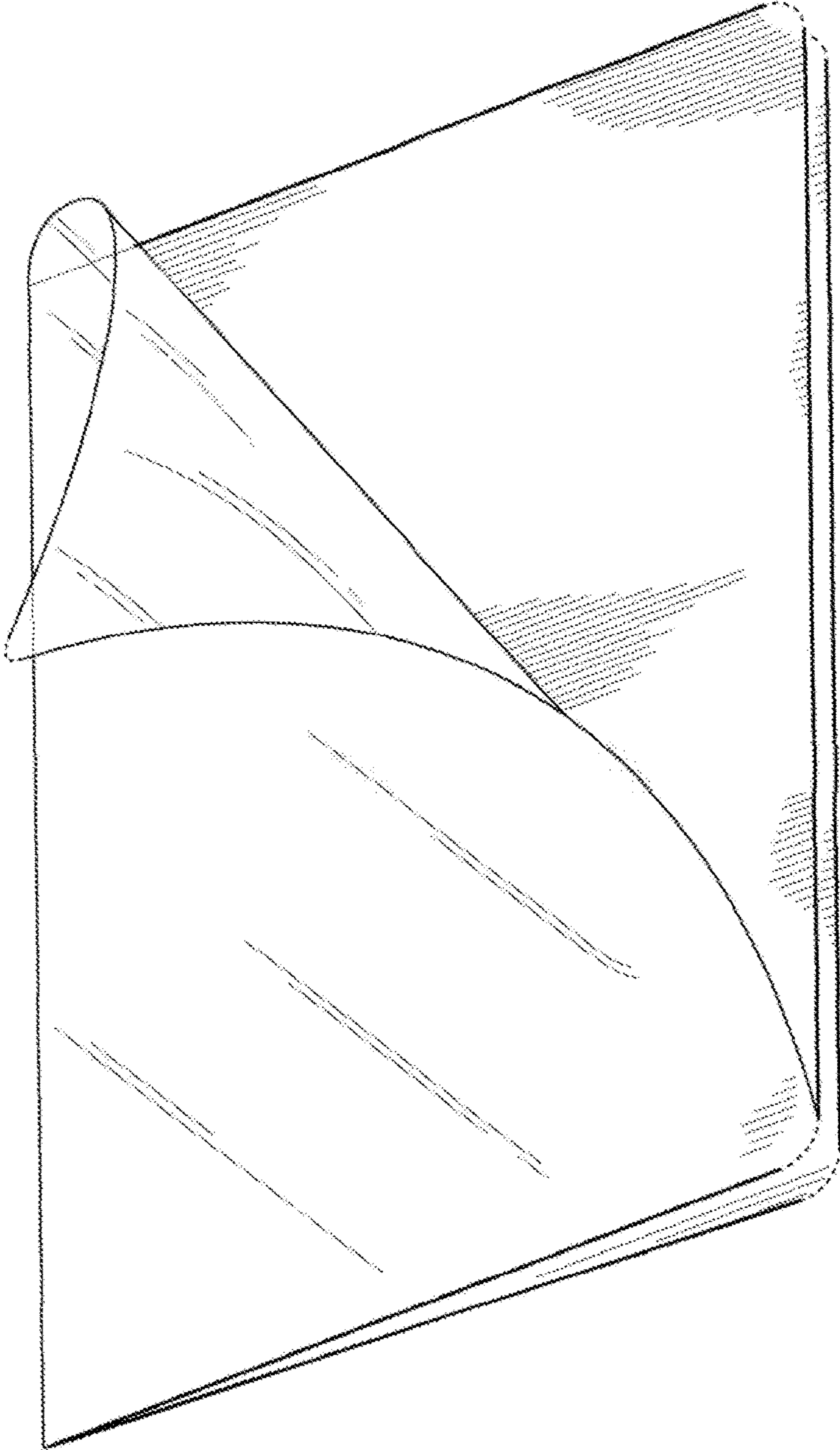


FIG. 1




FIG. 2




FIG. 3



FIG. 4



FIG. 5



FIG. 6



FIG. 7




FIG. 8




FIG. 9