



US00D788220S

(12) **United States Design Patent** (10) **Patent No.:** **US D788,220 S**
Blankenbaker et al. (45) **Date of Patent:** **** May 30, 2017**

(54) **ELECTRONIC AUDIO MESSAGE
RECORDING AND PLAYBACK DEVICE
WITH LIGHT ACTIVATION**

(71) Applicant: **Phillip James, LLC**, Canton, MI (US)

(72) Inventors: **Christian Ryan Blankenbaker**,
Canton, MI (US); **Phillip James
Blankenbaker**, Canton, MI (US)

(**) Term: **15 Years**

(21) Appl. No.: **29/561,180**

(22) Filed: **Apr. 14, 2016**

(51) **LOC (10) Cl.** **19-01**

(52) **U.S. Cl.**
USPC **D19/2**

(58) **Field of Classification Search**
USPC D19/1-12; 40/124.01-124.15, 661, 726,
40/776, 1.5, 672, 617, 360, 625, 1, 728,
40/446, 584; 283/70, 72, 105, 56, 80-82,
283/61, 79, 97-98, 62, 117; D20/22, 27,
D20/40, 20; 281/2, 10, 12; 428/42.1;
235/380, 435, 382, 436, 449, 454, 462.1,
235/468-469; 229/92.8; D10/2, 40-41,
D10/15
CPC .. B42D 15/022; B42D 15/042; B42D 15/027;
B42D 15/045; B42D 25/00; B42D 25/20;
B42D 25/30; B42D 25/23; B42D 25/26;
B42D 25/29; G09F 27/00; G09F 27/004
See application file for complete search history.

(56) **References Cited**

U.S. PATENT DOCUMENTS

D270,061 S * 8/1983 Ackeret 40/513
4,484,768 A * 11/1984 Norfleet B42D 15/02
229/92.8
D279,691 S * 7/1985 Silver D20/20

D312,575 S * 12/1990 Butler D10/2
D341,850 S * 11/1993 Reddock D19/1
5,894,275 A 4/1999 Swingle
5,903,869 A 5/1999 Jacobson et al.
D580,488 S * 11/2008 Estevez D19/2
7,802,386 B2 * 9/2010 Mandelbaum B42D 15/022
40/124.03
D649,589 S * 11/2011 Clegg D19/1
D657,817 S * 4/2012 Mayer D19/1
8,720,690 B2 5/2014 Ruggiero
D762,262 S * 7/2016 Richardson D19/1
D771,744 S * 11/2016 Lyon D19/2
2005/0194434 A1 9/2005 Trent, Jr.
2009/0237243 A1 9/2009 Child et al.
2014/0068977 A1 3/2014 Marsh et al.
2014/0311936 A1 10/2014 Marks

* cited by examiner

Primary Examiner — Abraham Bahta

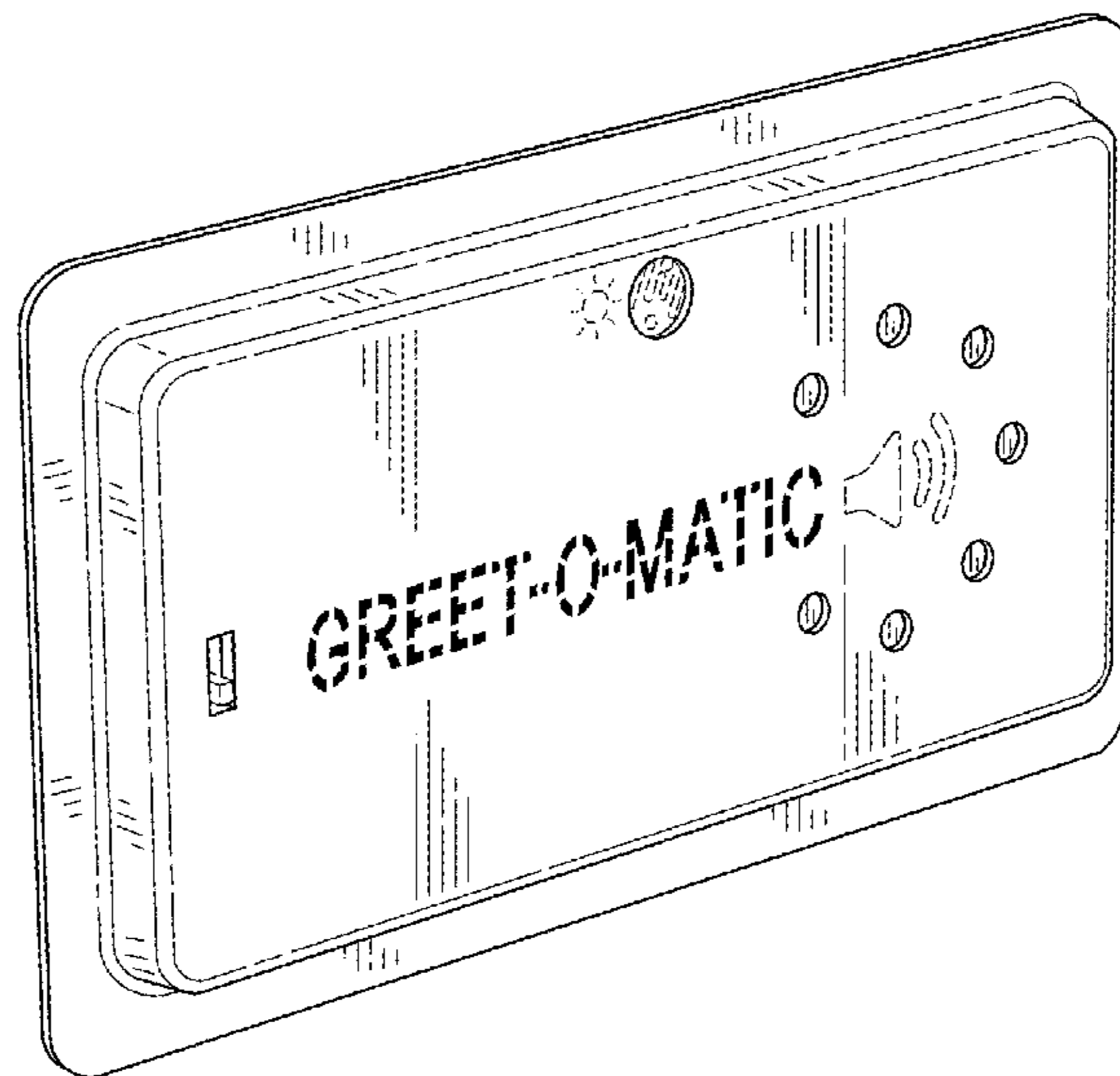
(57) **CLAIM**

The ornamental design for an electronic audio message recording and playback device with light activation, as shown and described.

DESCRIPTION

FIG. 1 is a perspective view of the electronic audio message recording and playback device with light activation;
FIG. 2 is a front view thereof;
FIG. 3 is a left-side view thereof;
FIG. 4 is a right-side view thereof;
FIG. 5 is a rear view thereof;
FIG. 6 is a top view thereof; and,
FIG. 7 is a bottom view thereof.
The broken lines shown in the drawings depict portions of the electronic audio message recording and playback device with light activation that form no part of the claimed design; including the broken-line indicia GREET-O-MATIC illustrated in FIGS. 1 and 2.

1 Claim, 2 Drawing Sheets



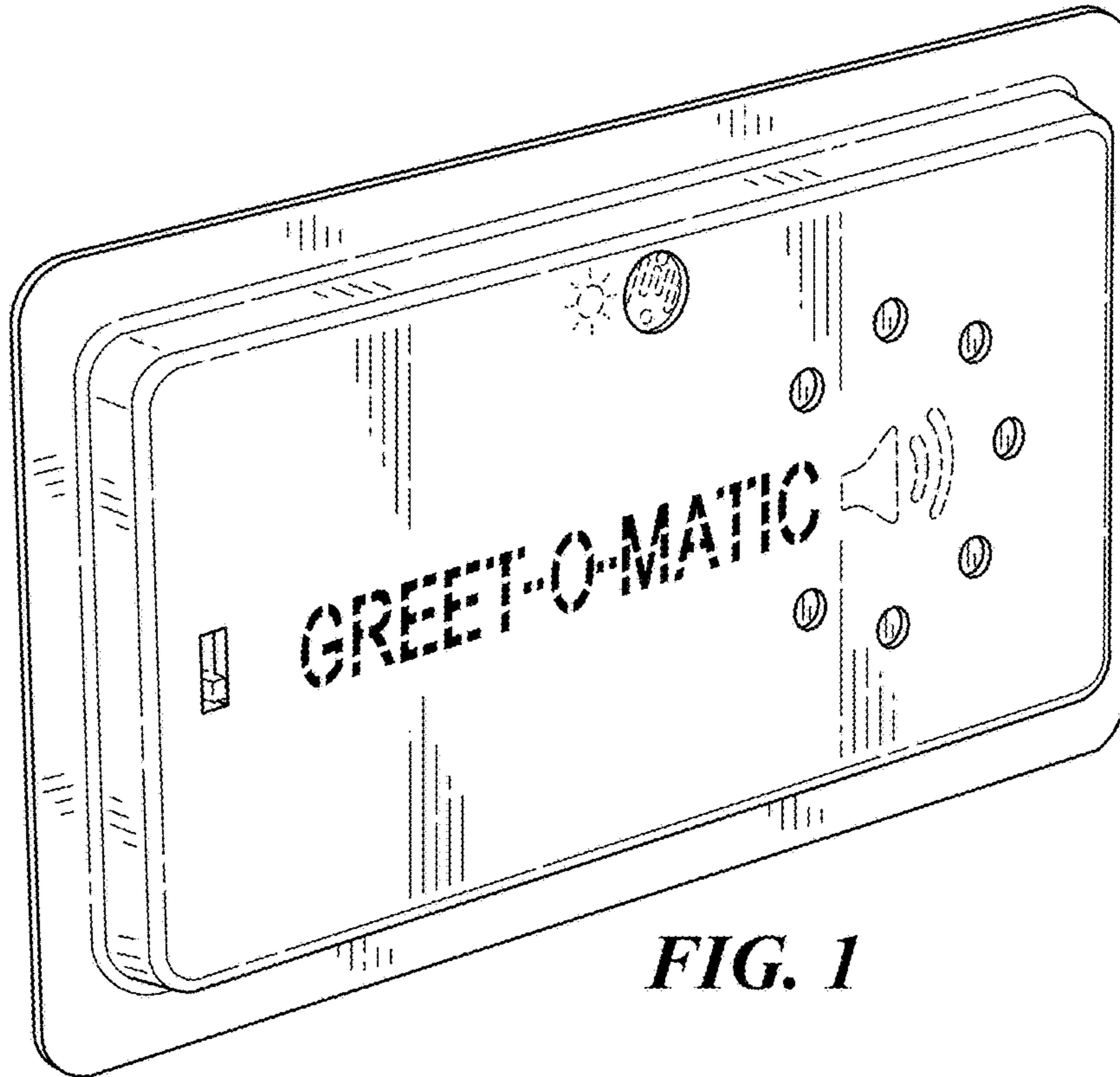


FIG. 1




FIG. 2

FIG. 3

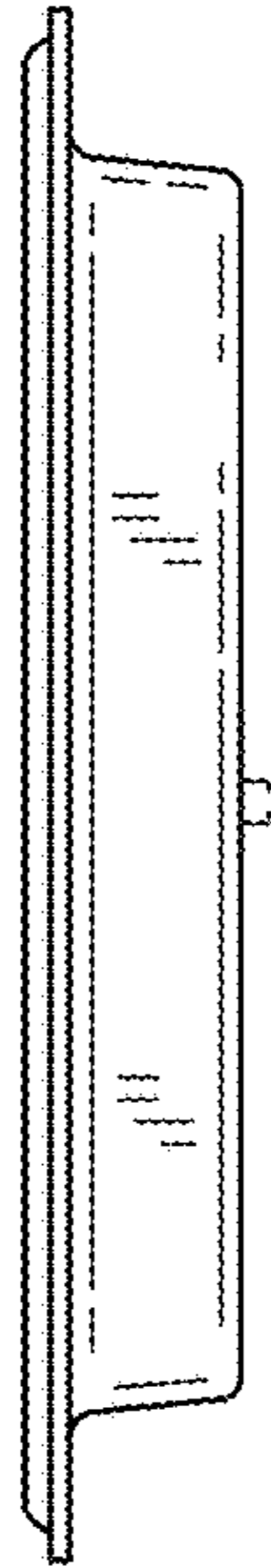


FIG. 4


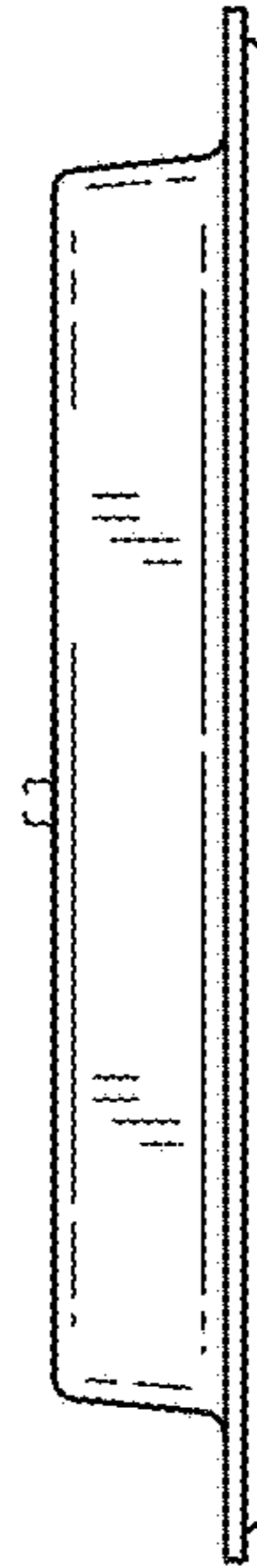


FIG. 5




FIG. 6



FIG. 7