



US00D788212S

(12) **United States Design Patent**
Mori

(10) **Patent No.:** **US D788,212 S**

(45) **Date of Patent:** **** May 30, 2017**

(54) **ANTIVIBRATION PEDESTAL FOR A MUSICAL INSTRUMENT**

(71) Applicant: **ROLAND CORPORATION**, Shizuoka (JP)

(72) Inventor: **Yoshiaki Mori**, Shizuoka (JP)

(73) Assignee: **ROLAND CORPORATION**, Shizuoka (JP)

(**) Term: **15 Years**

(21) Appl. No.: **29/553,168**

(22) Filed: **Jan. 29, 2016**

Related U.S. Application Data

(62) Division of application No. 29/471,010, filed on Oct. 28, 2013, now Pat. No. Des. 757,846.

(51) **LOC (10) Cl.** **17-19**

(52) **U.S. Cl.**
USPC **D17/99**

(58) **Field of Classification Search**

USPC D17/4, 9, 13, 20, 99; D15/141; D8/354, D8/374; D6/708, 708.21, 708.22, 710, D6/567

CPC ... G10G 5/00; G12B 3/00; G12B 9/00; G12B 9/08; G10D 3/12; G10D 3/18; G10D 3/00; G10D 13/00; G10D 13/006; A47B 91/005; A47B 91/06; A47B 91/16; A47B 91/08; F16M 11/36; F16M 11/247; F16M 11/22; F16F 15/021; G10K 11/002

See application file for complete search history.

(56) **References Cited**

U.S. PATENT DOCUMENTS

3,213,963 A * 10/1965 Vogt E06C 7/46
182/111
D211,513 S * 6/1968 Brown D7/503

3,612,301 A * 10/1971 Peacock B65D 57/00
206/593
D310,953 S * 10/1990 Ilukowicz 428/178
D383,377 S * 9/1997 Sellers D7/624.1
5,883,315 A * 3/1999 Kaplan G10D 3/18
84/270

(Continued)

Primary Examiner — Sandra Snapp

Assistant Examiner — Ieisha Price

(74) *Attorney, Agent, or Firm* — Jianq Chyun IP Office

(57) **CLAIM**

The ornamental design for an antivibration pedestal for a musical instrument, as shown and described.

DESCRIPTION

FIG. 1 is a perspective view of an antivibration pedestal for a musical instrument showing my new design;

FIG. 2 is a front view thereof;

FIG. 3 is a rear view thereof;

FIG. 4 is a left side view thereof, the right side view being a mirror image of the left side view;

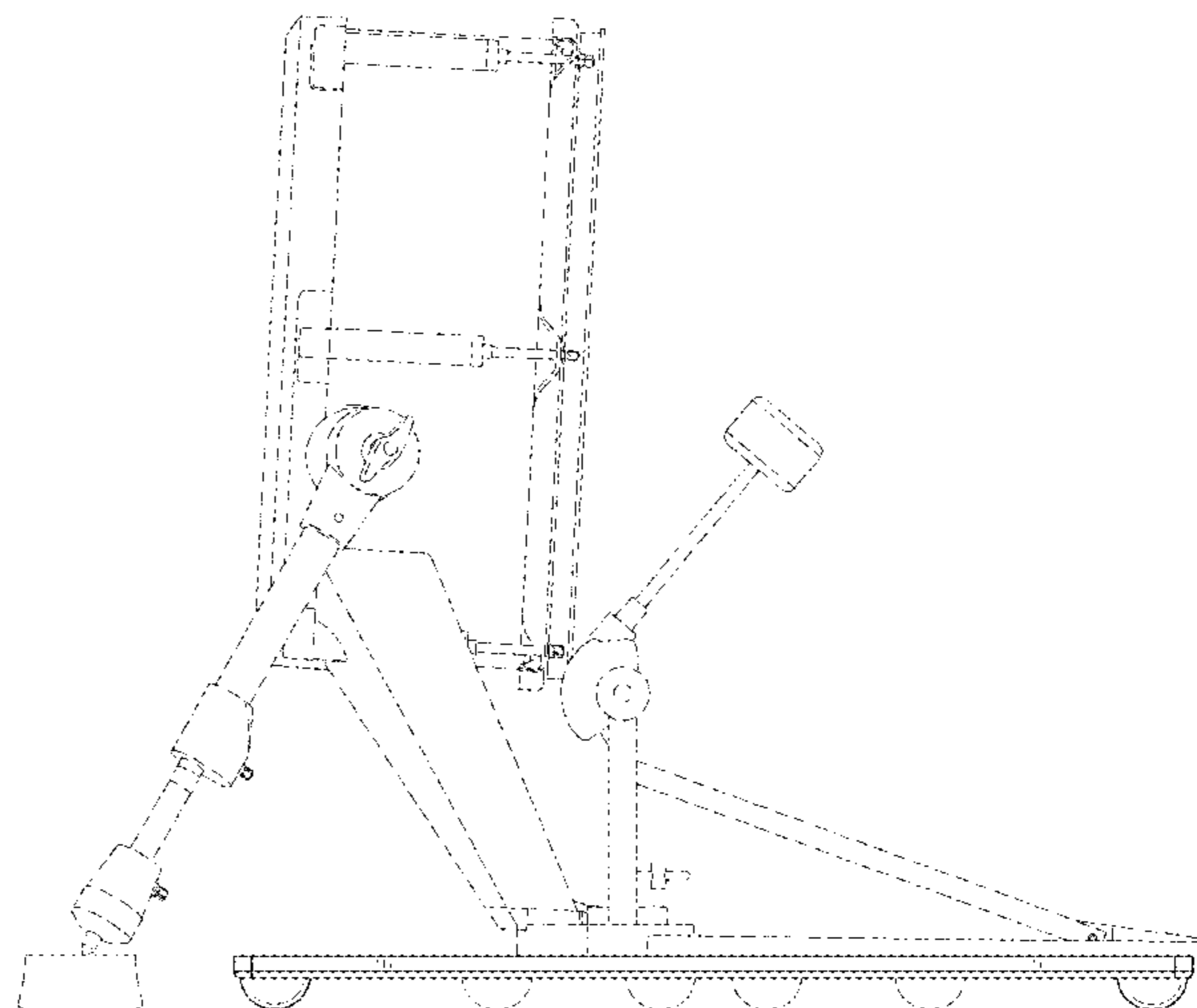
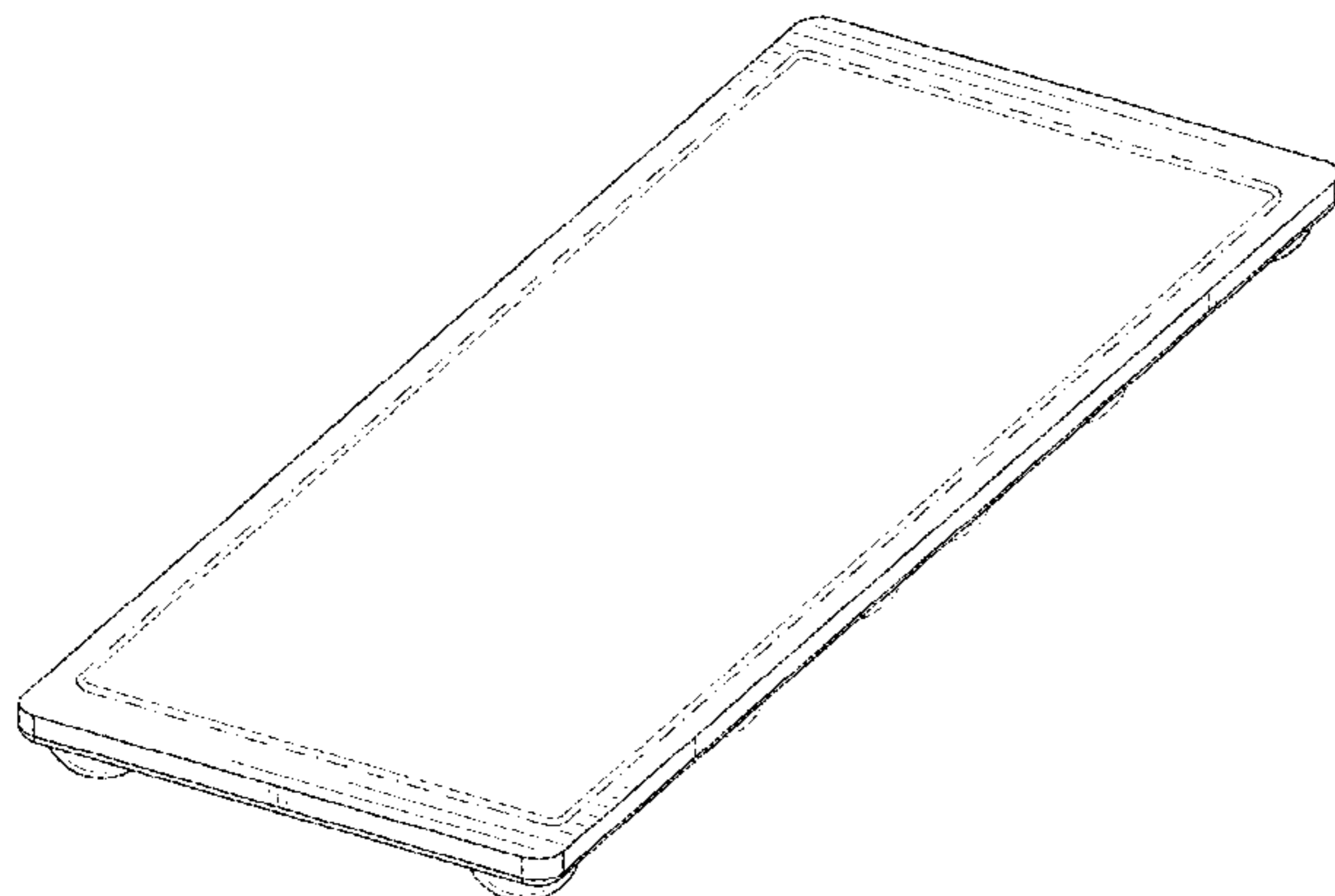
FIG. 5 is a top view thereof, the bottom view being a mirror image of the top view;

FIG. 6 is a bottom view thereof, as assembled to an electronic musical instrument with a pedal thereof unpushed; and,

FIG. 7 is a bottom view thereof, as assembled to another electronic musical instrument with a pedal thereof unpushed.

The broken line subject matters in FIGS. 6-7 are included for the purpose of illustrating unclaimed environment and form no part of the claimed design. The broken line portions of the antivibration pedestal for a musical instrument represent unclaimed portions of the design and form no part thereof. The dot-dash-dot broken lines in FIGS. 1-2 define the bounds of the claim. The entire areas located within the dot-dash-dot broken lines form no part thereof.

1 Claim, 5 Drawing Sheets



(56)

References Cited

U.S. PATENT DOCUMENTS

D416,741 S * 11/1999 Denney D6/596
D467,590 S * 12/2002 Walker D14/460
6,754,934 B1 * 6/2004 Shiffler A47B 91/06
16/42 R
7,743,882 B2 * 6/2010 Vu F16F 1/374
181/207
D722,107 S * 2/2015 Magnusson D17/20
D728,673 S * 5/2015 Magnusson D17/20
D757,846 S * 5/2016 Mori D17/99
2015/0115127 A1 * 4/2015 Mori F16F 15/021
248/632

* cited by examiner

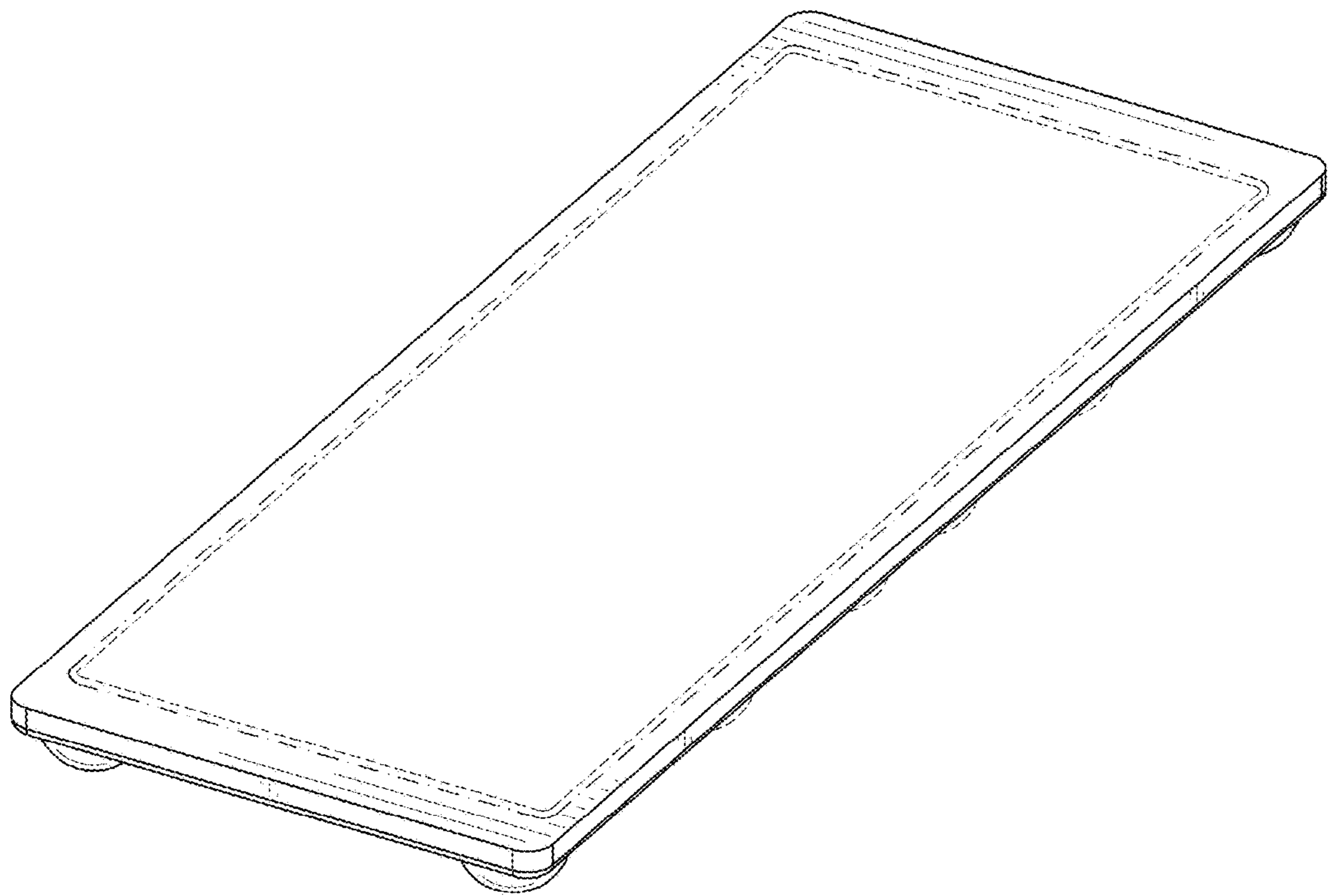


FIG. 1




FIG. 2




FIG. 3

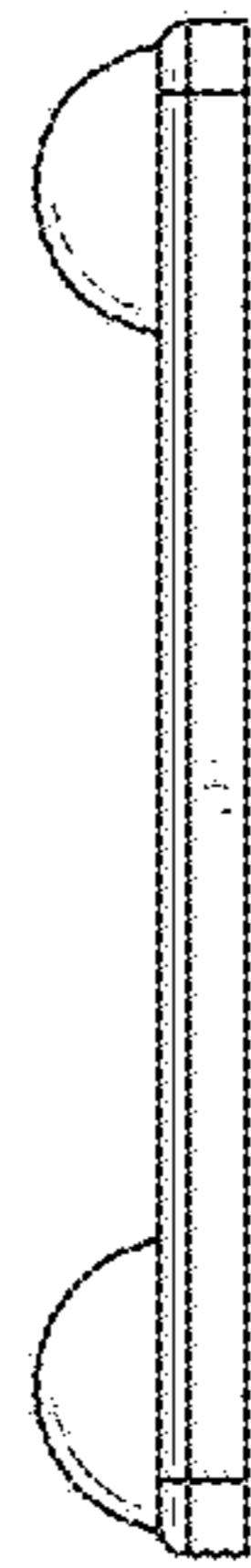


FIG. 4




FIG. 5

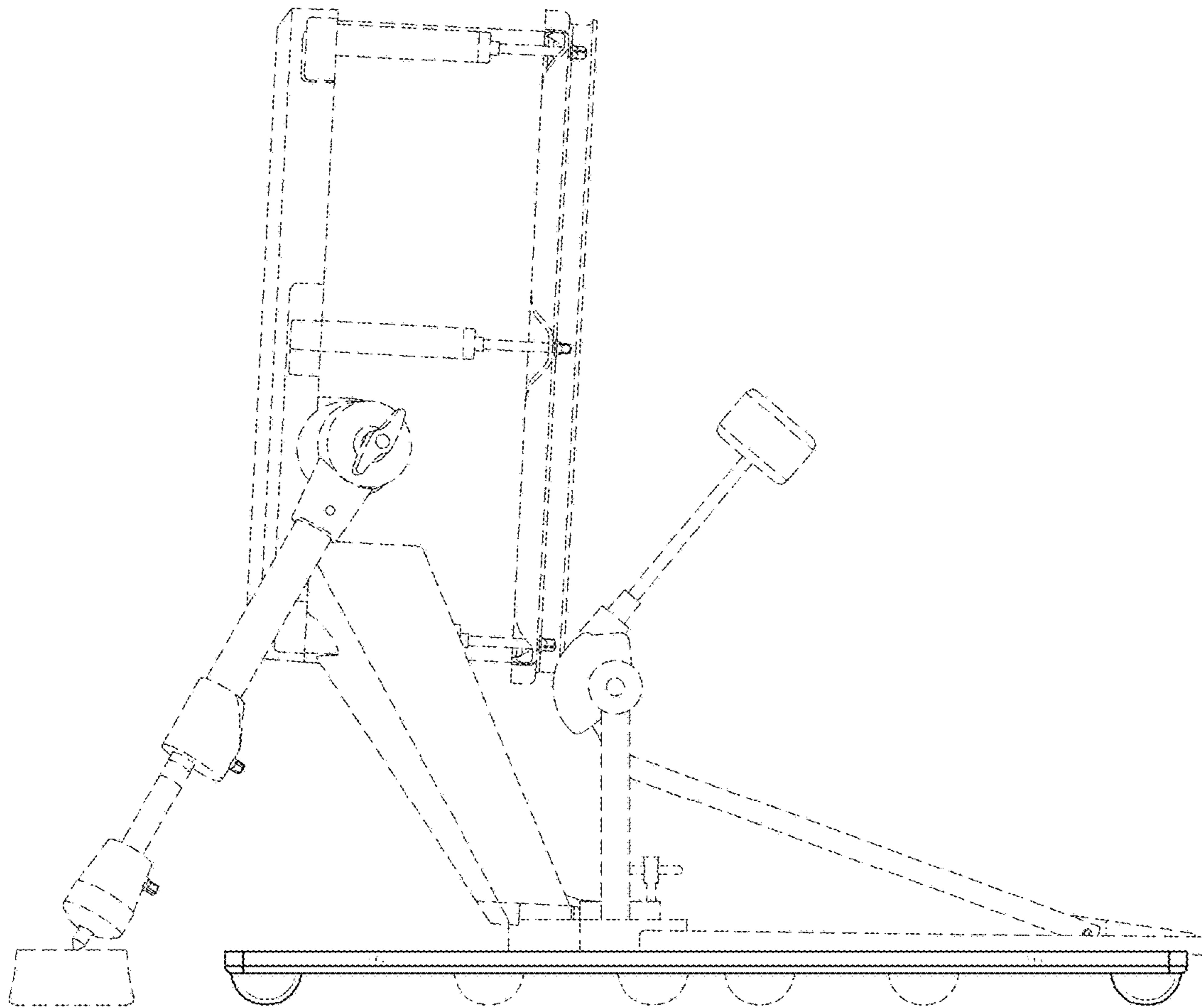


FIG. 6

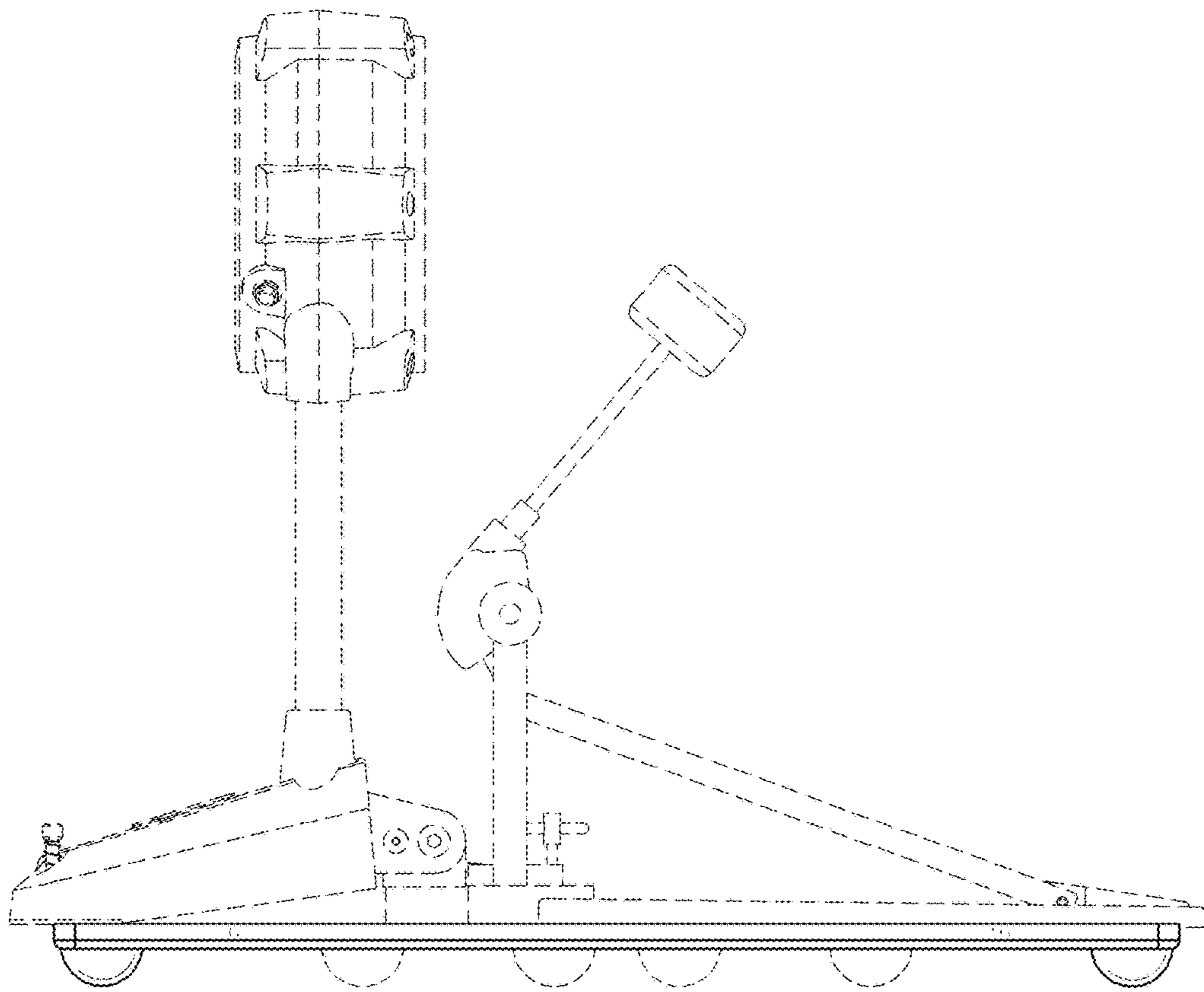


FIG. 7