



US00D788177S

(12) **United States Design Patent** (10) **Patent No.:** **US D788,177 S**
Choi et al. (45) **Date of Patent:** **** May 30, 2017**

(54) **BELT COVER**

(71) Applicant: **Caterpillar Inc.**, Peoria, IL (US)

(72) Inventors: **Kyong Shik Choi**, Dunlap, IL (US);
Travis Petry-Johnson, Peoria, IL (US)

(73) Assignee: **Caterpillar Inc.**, Peoria, IL (US)

(**) Term: **15 Years**

(21) Appl. No.: **29/575,743**

(22) Filed: **Aug. 29, 2016**

Related U.S. Application Data

(63) Continuation of application No. 29/518,716, filed on Feb. 26, 2015, now Pat. No. Des. 771,146.

(51) **LOC (10) Cl.** **15-01**

(52) **U.S. Cl.**
USPC **D15/5**

(58) **Field of Classification Search**

USPC D15/10, 17, 22-26, 28, 1, 2, 3, 4, 5;
474/144, 146; 280/159; D13/184, 162,
D13/164; D14/247, 285, 415; D10/125;
D34/28, 35; D12/192, 400, 190, 114
CPC F02F 7/0046; F02F 7/0065; F02F
2007/0078; F02F 2007/0075; F02F 7/008;
F02F 7/0095; F02F 2007/0097; F16H
57/0421; F16H 57/031; F16H 2057/0325;
F02B 67/06

See application file for complete search history.

(56) **References Cited**

U.S. PATENT DOCUMENTS

4,950,210 A 8/1990 Kawauchi et al.
D450,326 S 11/2001 Mundell
6,338,688 B1 1/2002 Minami et al.
D570,746 S * 6/2008 Arndt D12/126
D584,318 S 1/2009 Olsen et al.
8,840,496 B2 9/2014 Yamanishi et al.

D732,082 S 6/2015 Porojan et al.
D732,083 S 6/2015 Porojan et al.
9,145,054 B1 * 9/2015 Xykis B60K 17/28
9,145,829 B2 9/2015 Hwang et al.
2005/0272544 A1 12/2005 Ho
2007/0219030 A1 9/2007 Ho
(Continued)

OTHER PUBLICATIONS

Photographs of CAT C32 ACERT Propulsion Engine IMO II, available at least as early as Feb. 26, 2015 <http://www.cat.com/en_US/products/new/power-systems/marine-power-systems/commercial-propulsion-engines/18493993.html>.

(Continued)

Primary Examiner — T. Chase Nelson

Assistant Examiner — Ania Aman

(74) *Attorney, Agent, or Firm* — Saidman Design Law Group

(57) **CLAIM**

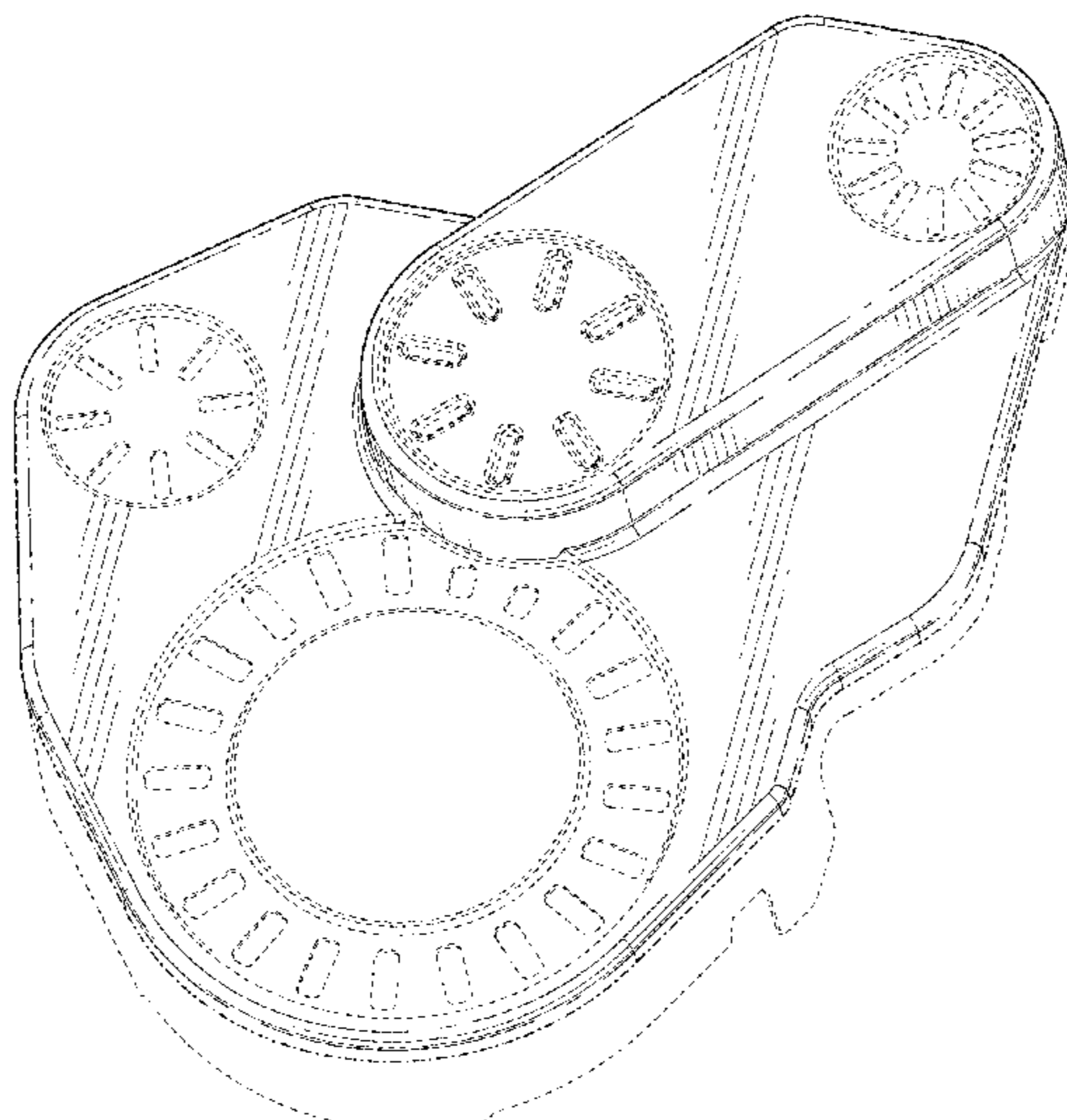
The ornamental design for a belt cover, as shown and described.

DESCRIPTION

FIG. 1 is a front perspective view of a belt cover showing our new design;
FIG. 2 is a rear perspective view thereof;
FIG. 3 is a right side view thereof;
FIG. 4 is a left side view thereof;
FIG. 5 is a front view thereof;
FIG. 6 is a rear view thereof;
FIG. 7 is a top side view thereof; and,
FIG. 8 is a bottom side view thereof.

The dashed broken lines illustrate structure or features which form no part of the claimed design.
The dot-dash broken lines illustrate boundaries of the claimed design; the boundaries themselves form no part of the claimed design.

1 Claim, 6 Drawing Sheets



(56)

References Cited

U.S. PATENT DOCUMENTS

2015/0005119 A1* 1/2015 Hwang F02B 67/06
474/101
2015/0024890 A1 1/2015 Eberhardt
2015/0377341 A1* 12/2015 Renner F16H 57/0489
474/93
2016/0123452 A1 5/2016 Modisett et al.

OTHER PUBLICATIONS

Photographs of CAT C18 ACERT Propulsion Engine IMO II,
available at least as early as Feb. 26, 2015 <http://www.cat.com/en_US/products/new/power-systems/marine-power-systems/commercial-propulsion-engines/18493417.html>.
U.S. Appl. No. 29/518,725 of Kyong Shik Choi et al. entitled "Valve Cover", filed Feb. 26, 2015. (Unpublished).

* cited by examiner

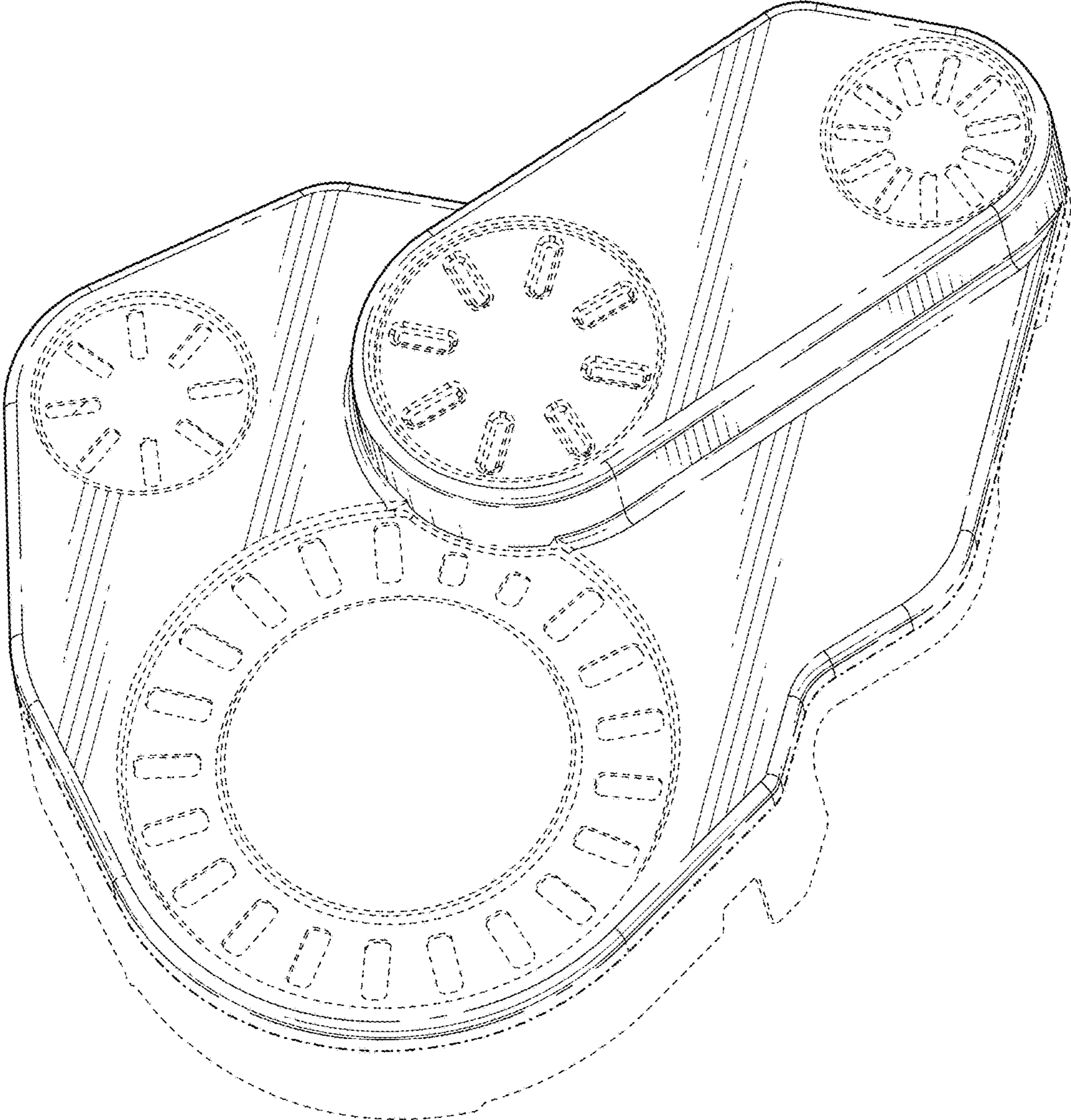


FIG. 1

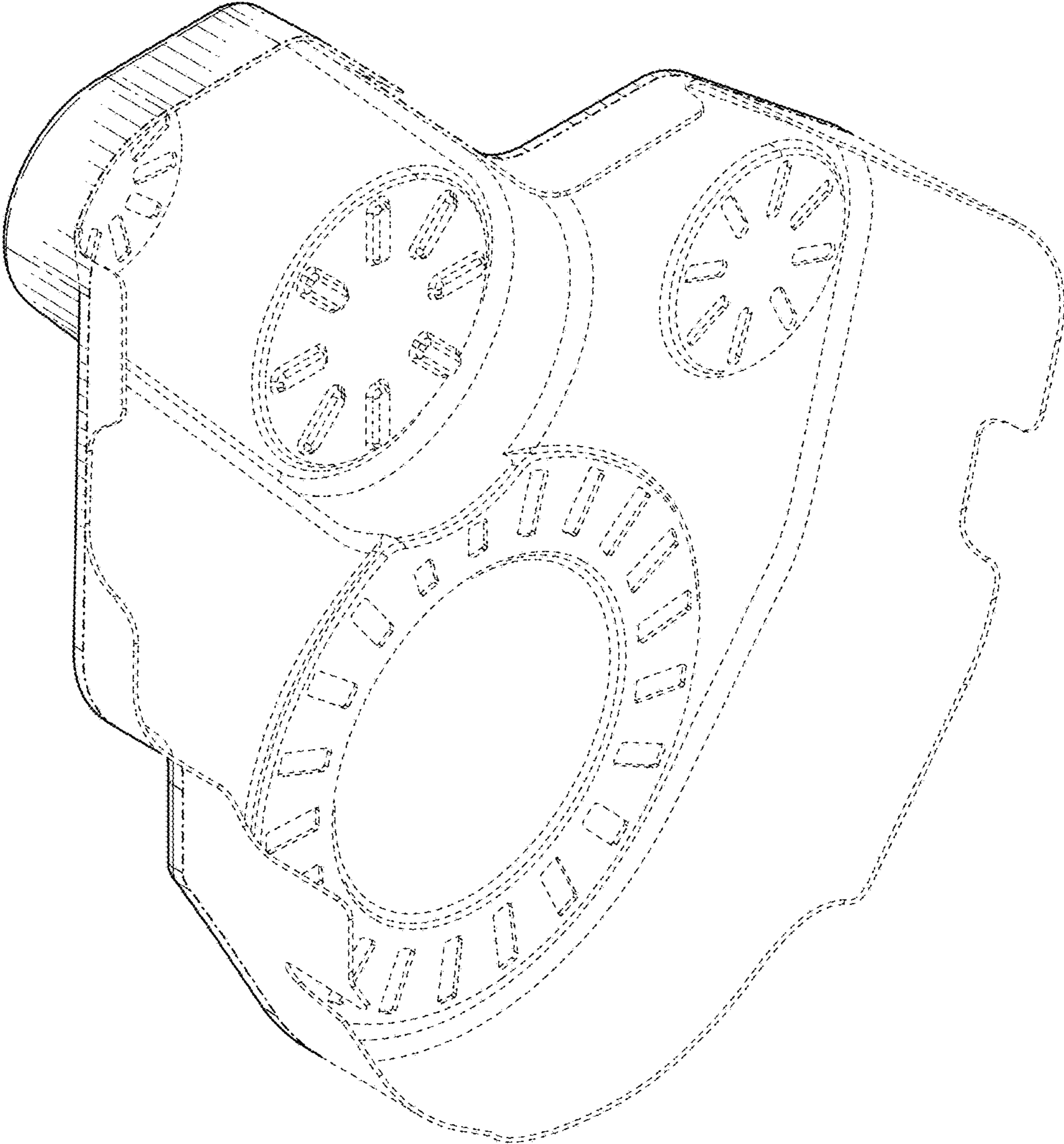


FIG. 2

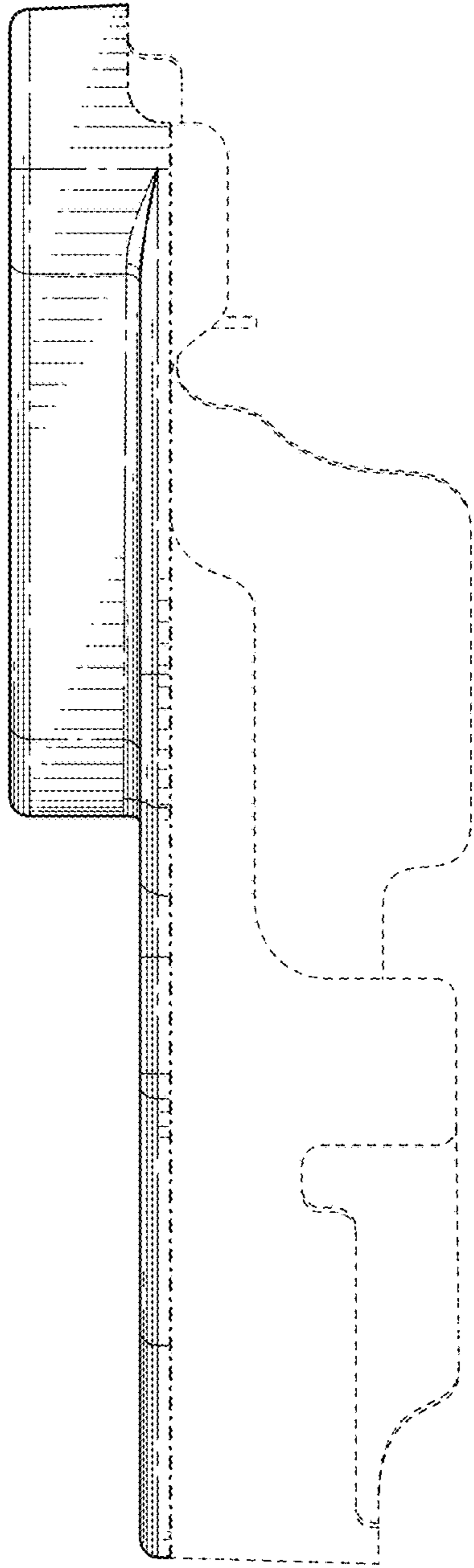


FIG. 3

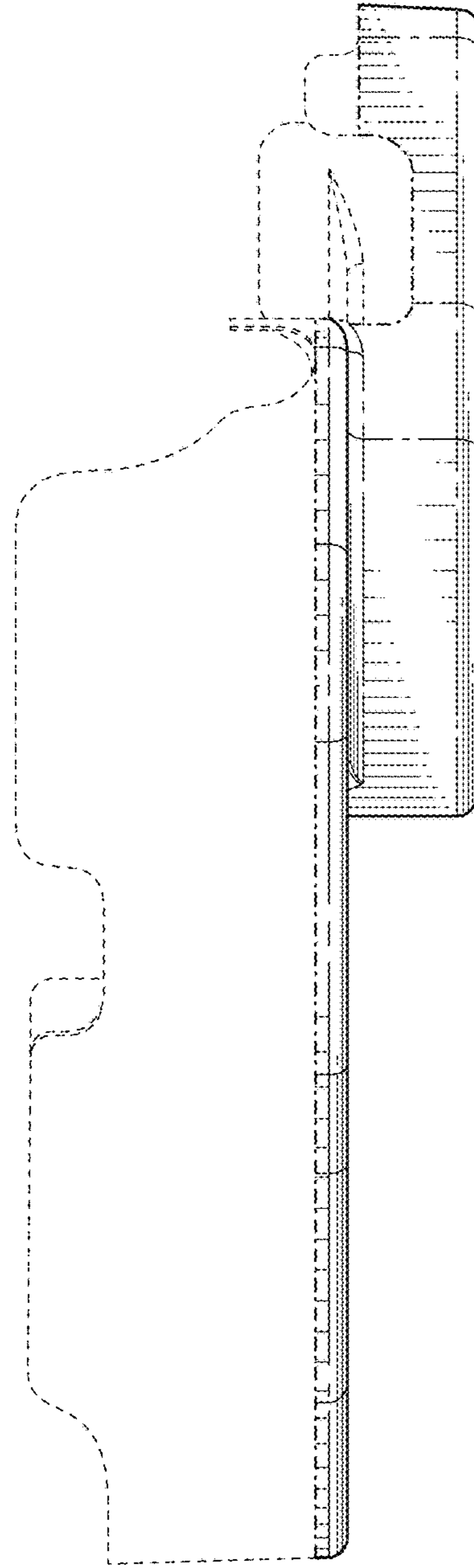


FIG. 4

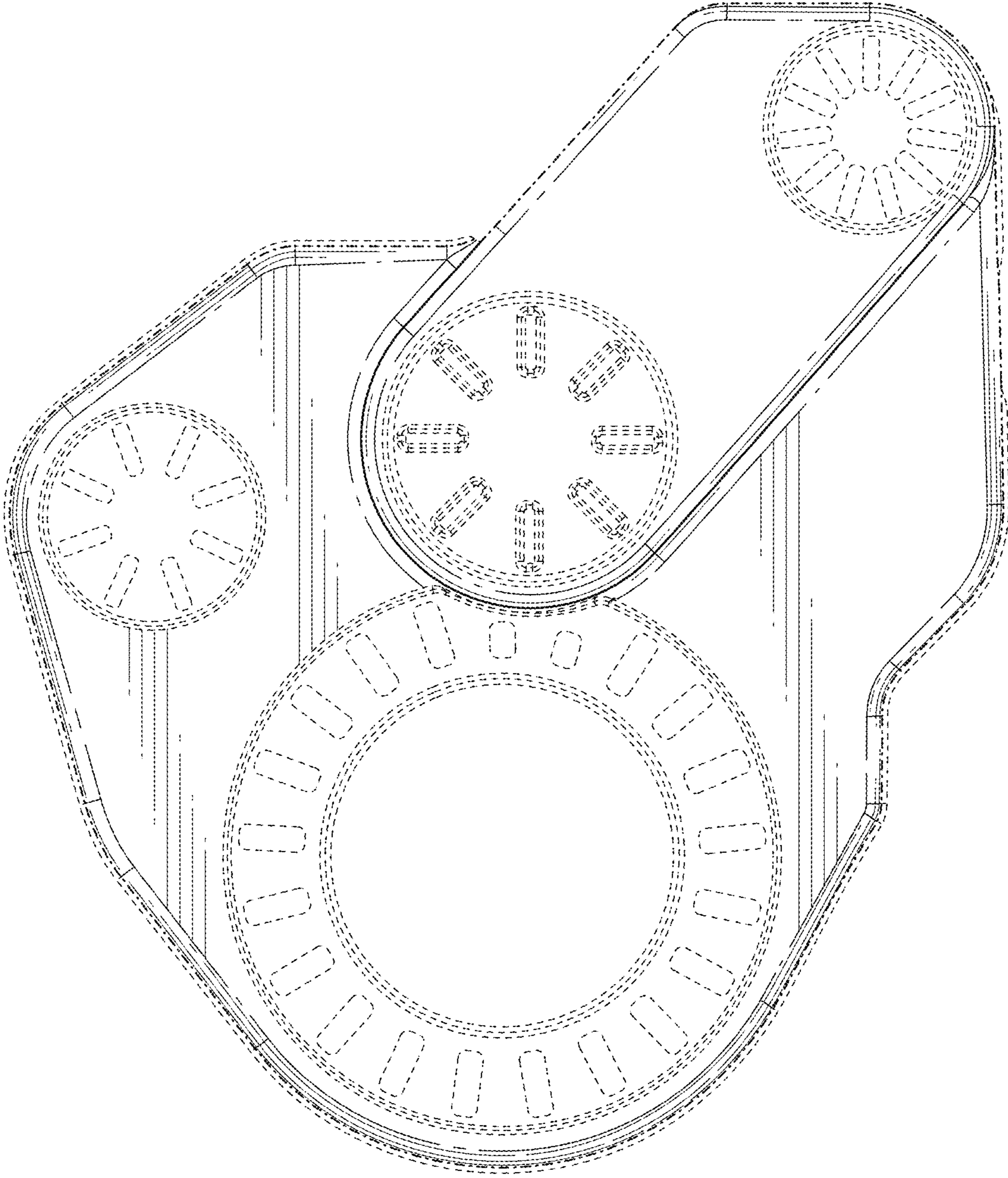


FIG. 5

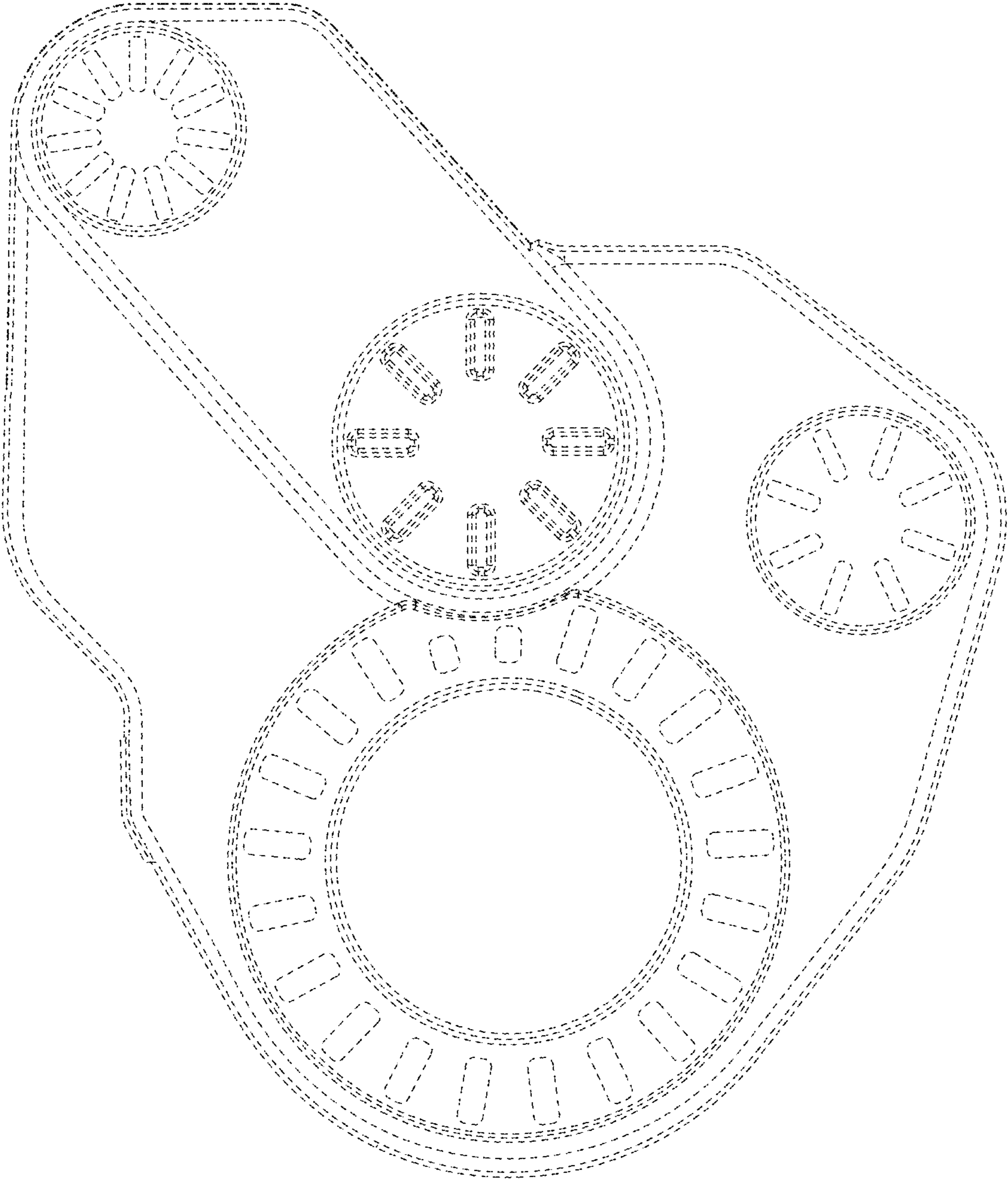


FIG. 6

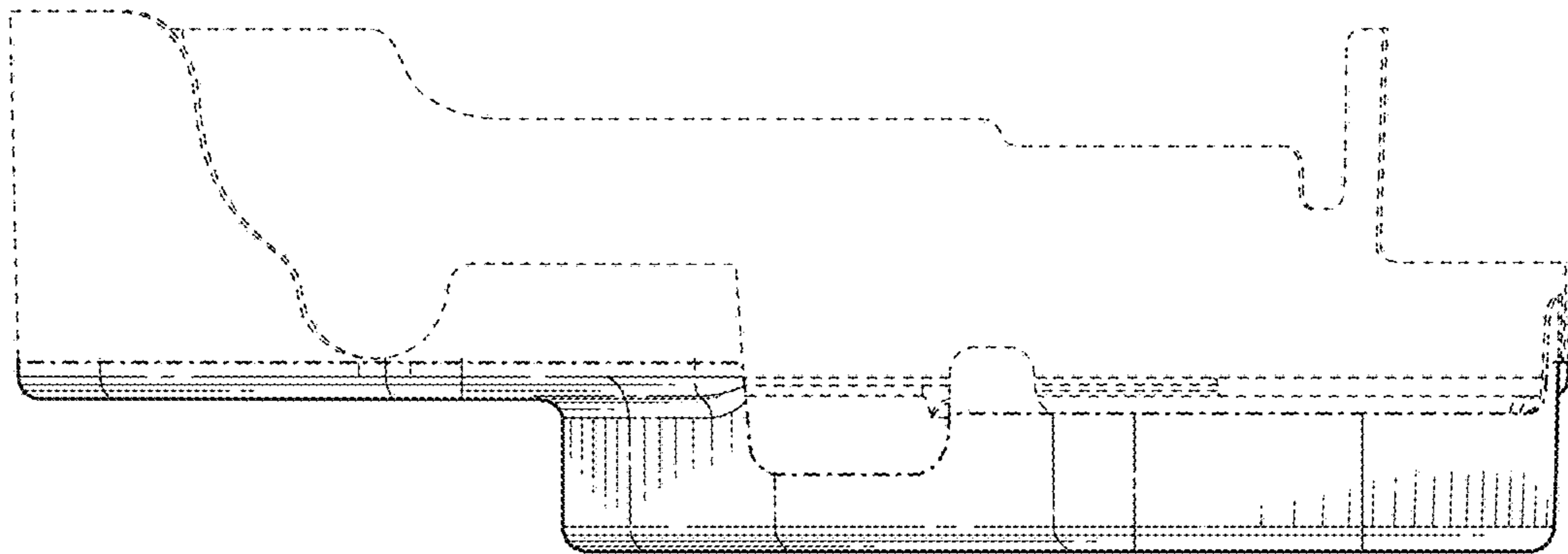


FIG. 7

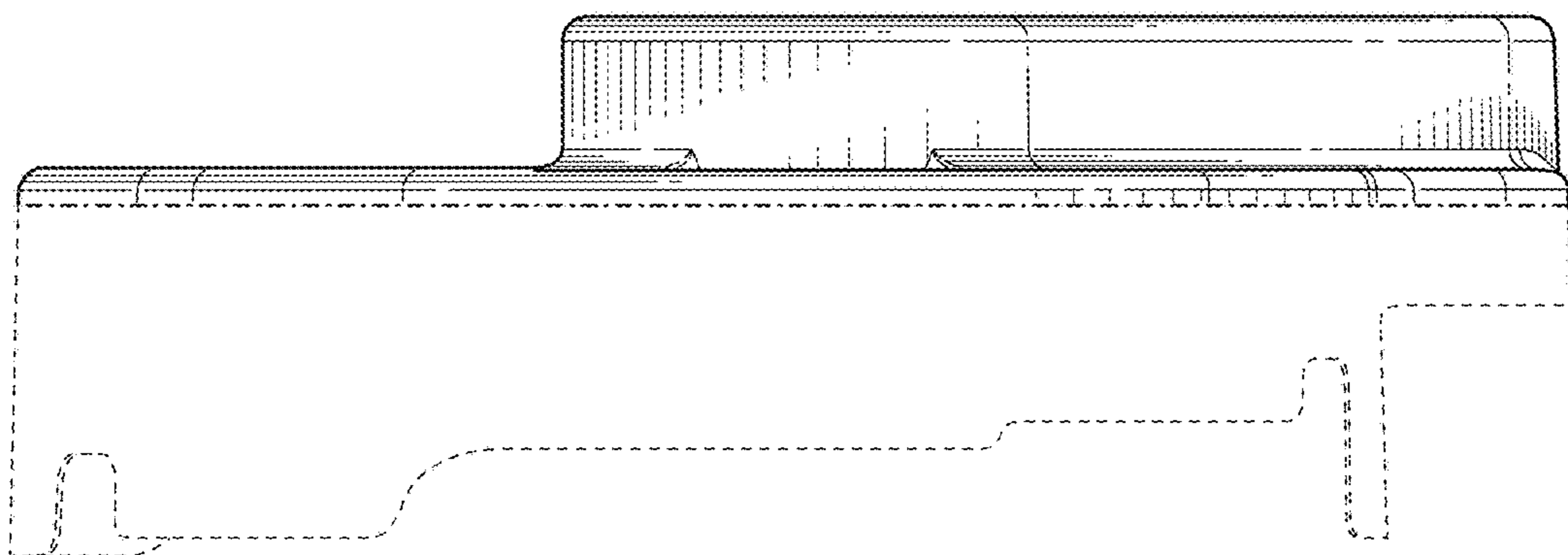


FIG. 8