



US00D788163S

(12) **United States Design Patent**
Kim et al.

(10) **Patent No.:** **US D788,163 S**

(45) **Date of Patent:** **** May 30, 2017**

(54) **DISPLAY SCREEN OR PORTION THEREOF WITH GRAPHICAL USER INTERFACE**

(71) Applicant: **Samsung Electronics Co., Ltd.**,
Suwon-si (KR)

(72) Inventors: **Jihoon Kim**, Seoul (KR); **Jingyu Seo**,
Namyangju-si (KR); **Jiyeon Lee**, Seoul
(KR)

(73) Assignee: **Samsung Electronics Co., Ltd.**,
Suwon-si (KR)

(**) Term: **15 Years**

(21) Appl. No.: **29/543,745**

(22) Filed: **Oct. 28, 2015**

(30) **Foreign Application Priority Data**

Apr. 29, 2015 (KR) 30-2015-0022044

(51) **LOC (10) Cl.** **14-04**

(52) **U.S. Cl.**
USPC **D14/489**

(58) **Field of Classification Search**
USPC D14/485–495
CPC G06F 3/04817; H04N 1/00424
See application file for complete search history.

(56) **References Cited**

U.S. PATENT DOCUMENTS

5,511,318 A *	4/1996	Logan	A61B 6/08
				33/298
D430,120 S *	8/2000	Yasui	D14/488
D437,004 S *	1/2001	Luciano	D14/490
D444,794 S *	7/2001	Nashida	D14/489
D501,210 S *	1/2005	Cook	D14/486
D589,974 S *	4/2009	Kase	D14/488
D667,453 S *	9/2012	Wujcik	D14/492
D677,277 S *	3/2013	Eby	D14/492

D688,694 S *	8/2013	Simmons	D14/489
D701,879 S *	4/2014	Foit	D14/488
D709,520 S *	7/2014	Honda	D14/489
D715,826 S *	10/2014	Sakuma	D14/487
D718,330 S *	11/2014	Shin	D14/487
D731,543 S *	6/2015	Aoshima	D14/489
D745,050 S *	12/2015	Kwon	D14/490
2009/0059219 A1 *	3/2009	Mok	G02B 27/026
				356/251

OTHER PUBLICATIONS

Samsung NX1 Expert Review, posted date Nov. 28, 2014, ephotozine.com, Copyright © 2016, site visited Sep. 23, 2016, Available from Internet, <<https://www.ephotozine.com/article/samsung-nx1-expert-review-26178>>.*

(Continued)

Primary Examiner — Cathron Brooks

Assistant Examiner — Sharon S Oum

(74) *Attorney, Agent, or Firm* — NSIP Law

(57) **CLAIM**

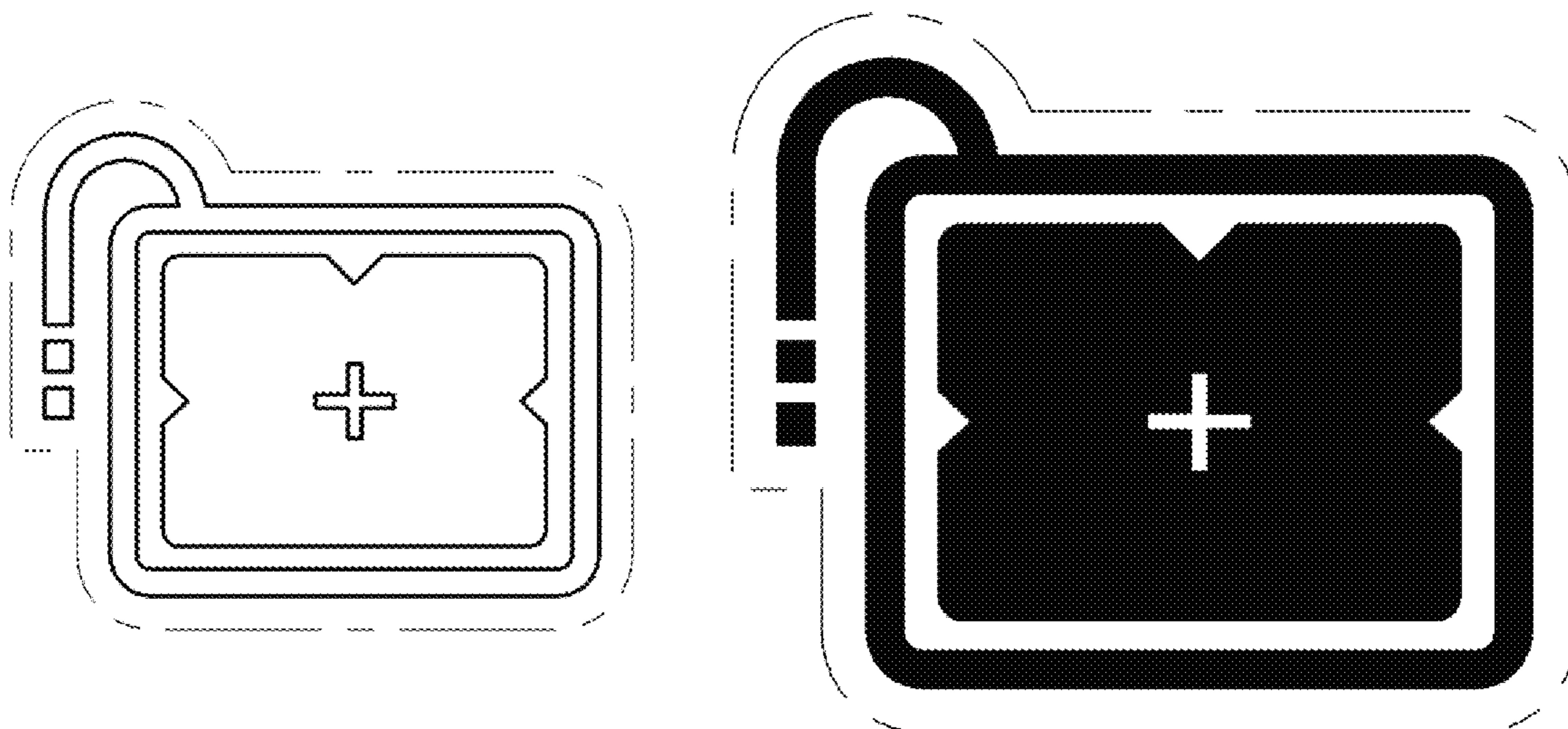
We claim the ornamental design for a display screen or portion thereof with graphical user interface, as shown and described.

DESCRIPTION

FIG. 1 is a front view of a display screen or portion thereof with graphical user interface, showing our new design; FIG. 2 is an enlarged view of the area bounded by dot-dash broken lines in FIG. 1; and, FIG. 3 is an enlarged view of the area bounded by dot-dash broken lines in FIG. 1, but showing an alternate embodiment.

The even broken lines illustrate the display screen or portion thereof, and form no part of the claimed design. The dot-dash lines in the figures illustrate a boundary of the claimed design, and form no part thereof.

1 Claim, 2 Drawing Sheets



(56)

References Cited

OTHER PUBLICATIONS

Thincons, posted date Mar. 16, 2015, iconfinder.com, Copyright © 2016, site visited Sep. 30, 2016, Available from Internet, <<https://www.iconfinder.com/iconsets/thincons>>.*

* cited by examiner

FIG. 1

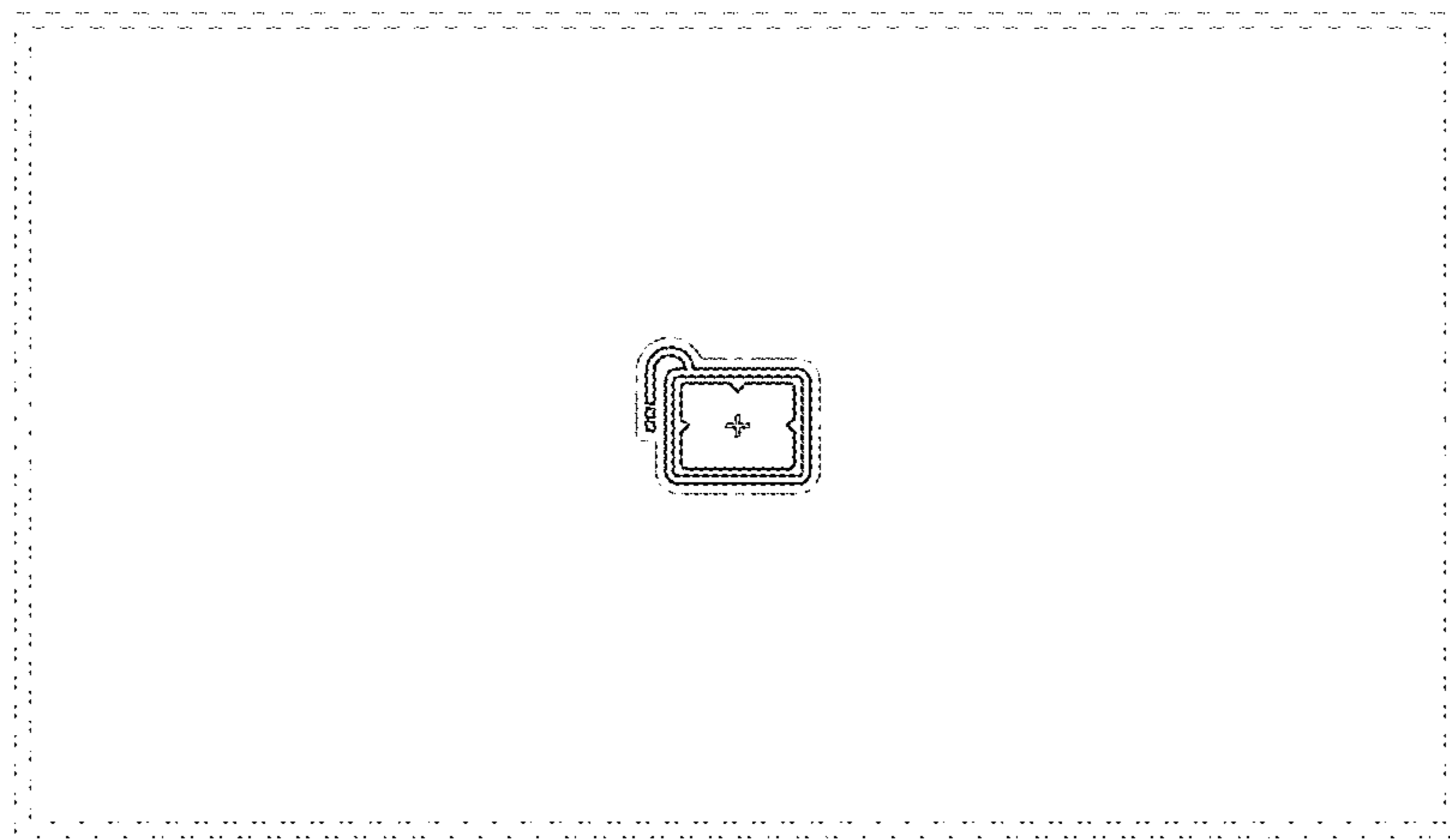


FIG. 2

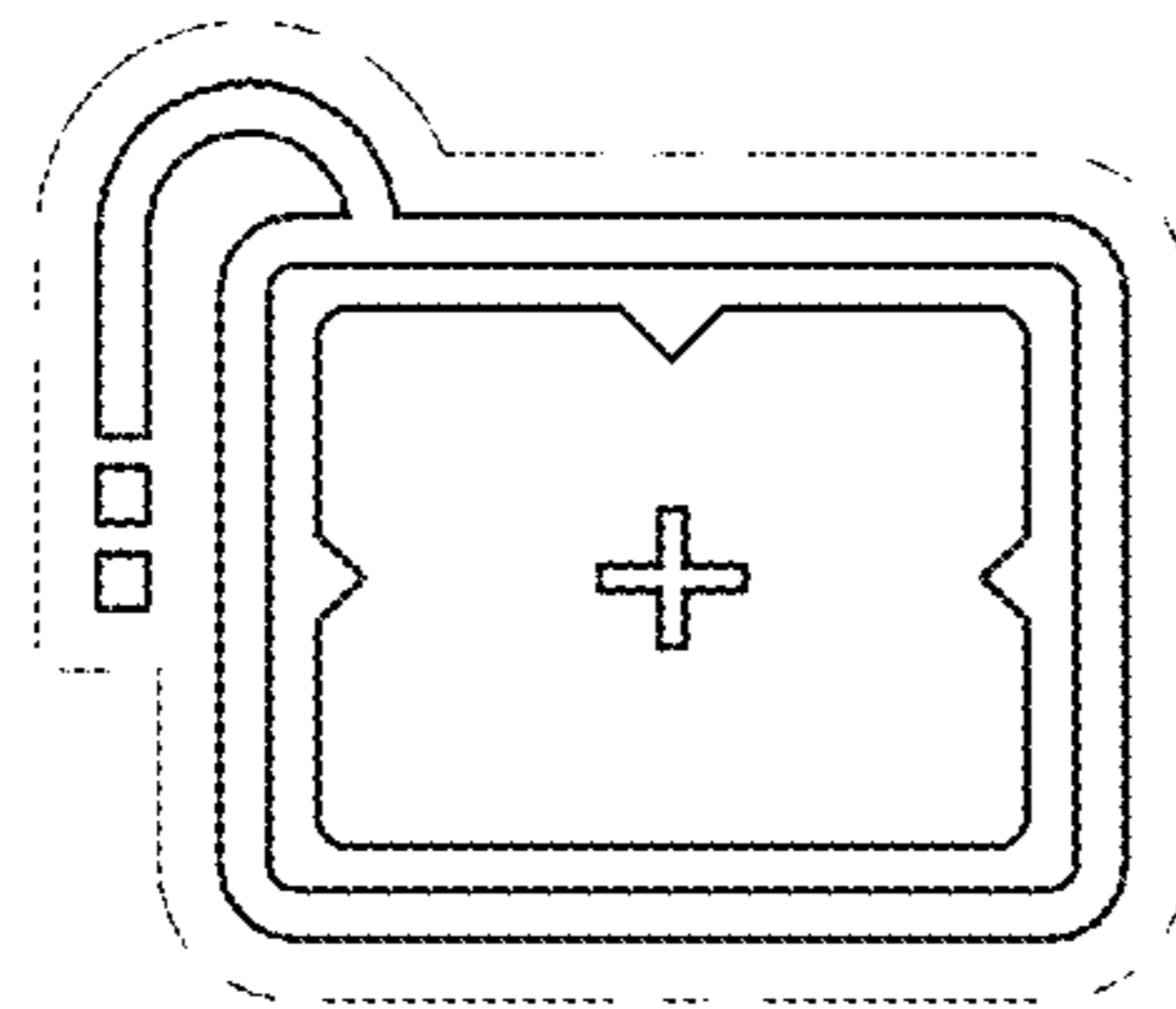


FIG. 3

