



US00D788140S

(12) **United States Design Patent** (10) **Patent No.:** **US D788,140 S**
Hemsley et al. (45) **Date of Patent:** **** May 30, 2017**

(54) **DISPLAY SCREEN OR PORTION THEREOF WITH ANIMATED GRAPHICAL USER INTERFACE**

(71) Applicant: **Nasdaq, Inc.**, New York, NY (US)

(72) Inventors: **Richard Hemsley**, Forest Hills, NY (US); **Sylvia Lee**, New York, NY (US)

(73) Assignee: **Nasdaq, Inc.**, New York, NY (US)

(**) Term: **15 Years**

(21) Appl. No.: **29/542,784**

(22) Filed: **Oct. 16, 2015**

(51) **LOC (10) Cl.** **14-04**

(52) **U.S. Cl.**
USPC **D14/486**

(58) **Field of Classification Search**
USPC D14/485-495
CPC G06F 3/0481; G06F 3/04817; G06F 3/04888; G06F 3/0482; G06F 3/04842; G06F 3/048; H04N 1/00424

See application file for complete search history.

(56) **References Cited**

U.S. PATENT DOCUMENTS

D622,730 S *	8/2010	Krum	D14/486
D640,270 S *	6/2011	Barnett	D14/487
D642,191 S *	7/2011	Barnett	D14/487
D671,136 S *	11/2012	Barnett	D14/487
D671,557 S *	11/2012	Peters	D14/487
D673,171 S *	12/2012	Peters	D14/487
D673,172 S *	12/2012	Peters	D14/487
D682,866 S *	5/2013	Peters	D14/487
D690,311 S *	9/2013	Waldman	D14/485
D693,839 S *	11/2013	Hally	D14/486
D696,263 S *	12/2013	Ray et al.	D14/485
D703,235 S *	4/2014	Ma et al.	D14/492
D704,726 S *	5/2014	Maxwell	D14/486

D705,239 S *	5/2014	Thompson	D14/485
8,739,229 B2 *	5/2014	Ogilvie	H04N 7/15 725/74
D708,222 S *	7/2014	Ma	D14/487
D709,908 S *	7/2014	Wujcik	D14/487
D714,336 S *	9/2014	Cojuangco	D14/486
D717,314 S *	11/2014	Lim	G06F 3/04817 D14/485
D730,377 S *	5/2015	Clare	D14/486
D732,052 S *	6/2015	Kim	D14/485
D737,310 S *	8/2015	Ma	D14/487
D738,887 S *	9/2015	Ma	D14/485
D738,891 S *	9/2015	Bae	G06F 3/04817 D14/485

(Continued)

Primary Examiner — Cathron Brooks

Assistant Examiner — Andrew Nemeth

(74) *Attorney, Agent, or Firm* — Sterne, Kessler, Goldstein & Fox P.L.L.C.

(57) **CLAIM**

The ornamental design for a display screen or portion thereof with animated graphical user interface, as shown and described.



DESCRIPTION

FIG. 1 is a front view of a display screen or portion thereof with animated graphical user interface showing a first image of our new design; and, FIG. 2 is a second image thereof.

The outermost broken lines in the figures show a display screen or portion thereof, and form no part of the claimed design. The other broken lines in the figures show portions of the animated graphical user interface that form no part of the claimed design.

The appearance of the animated images transitions between the images shown in FIGS. 1 and 2. The process or period in which one image transitions to another forms no part of the claimed design.

1 Claim, 2 Drawing Sheets



(56)

References Cited

U.S. PATENT DOCUMENTS

D742,392 S * 11/2015 Cho D14/485
D742,404 S * 11/2015 Yoo D14/486

* cited by examiner




FIG. 1

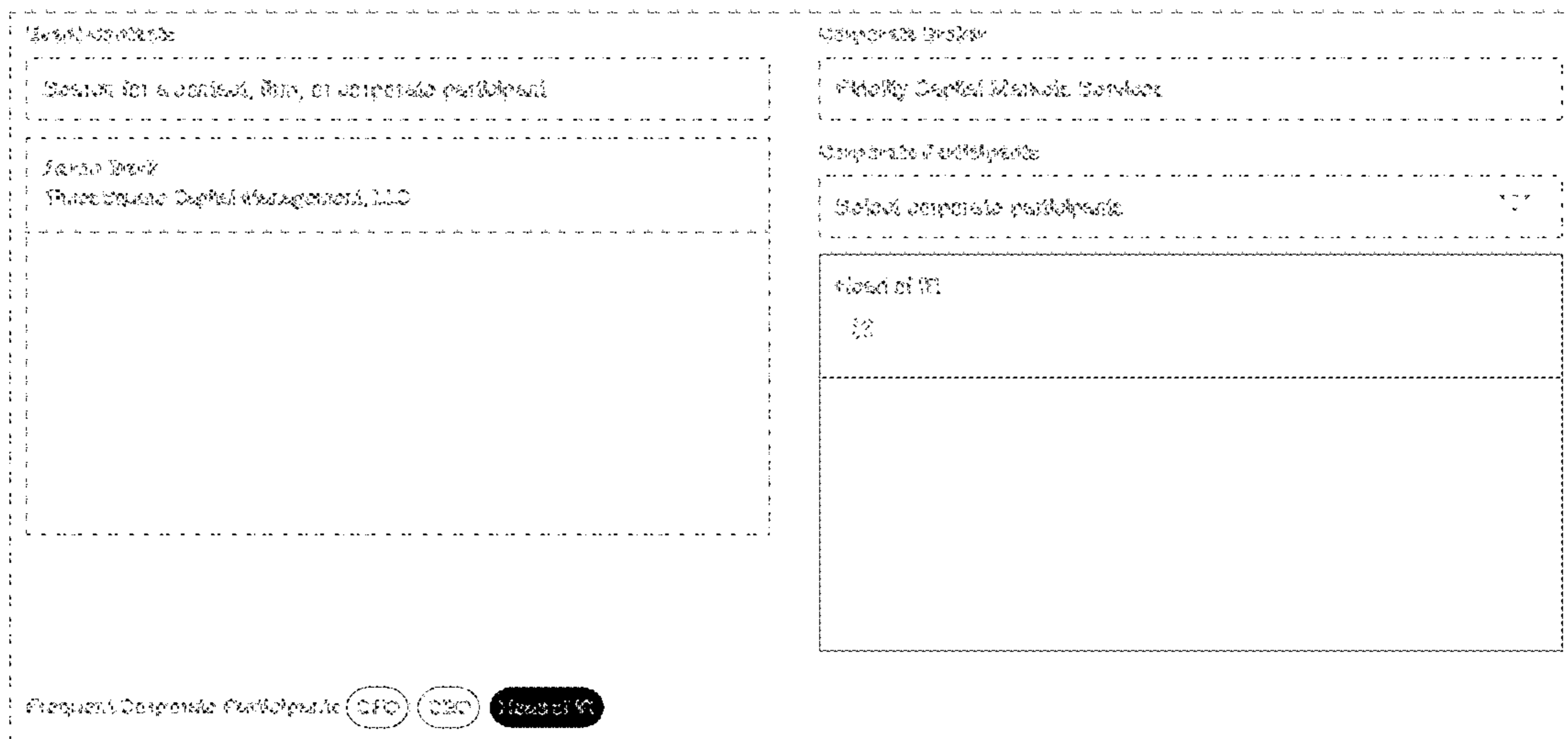


FIG. 2