



US00D788092S

(12) **United States Design Patent**
Phang et al.

(10) **Patent No.:** **US D788,092 S**

(45) **Date of Patent:** **** May 30, 2017**

(54) **PROTECTIVE CASE ACCESSORY WITH
REMOVABLE MULTI-FUNCTION BUTTON
FOR SMART-PHONE DEVICE**

(71) Applicant: **Cane Wireless, Inc.**, Coral Springs, FL
(US)

(72) Inventors: **Wayne Phang**, Coral Springs, FL (US);
Weihua Ge, Plantation, FL (US)

(73) Assignee: **Cane Wireless, Inc.**, Coral Springs, FL
(US)

(**) Term: **15 Years**

(21) Appl. No.: **29/527,604**

(22) Filed: **May 20, 2015**

(51) **LOC (10) Cl.** **14-03**

(52) **U.S. Cl.**
USPC **D14/250**

(58) **Field of Classification Search**
USPC D14/250, 341-347, 130, 138 C, 138 G,
D14/138 R, 138 AA, 147, 203.1, 203.3,
D14/203.7, 204.4, 218, 248
CPC A45C 1/06; A45C 11/00; A45C 2011/002;
A45F 2200/0525; A45F 2200/0516; A45F
5/02; G06F 1/165; G06F 1/1613; G06F
1/1624; G06F 1/1626; G06F 3/0485;
G06F 3/0488; H04B 1/3888; H04M
1/0202; H04M 1/0283; H04M 1/185;
H01M 10/46; H05K 5/0217; B29C
45/1676

See application file for complete search history.

(56) **References Cited**

U.S. PATENT DOCUMENTS

D570,593 S * 6/2008 Justiss D3/201
D685,362 S * 7/2013 Murchison D14/250

D685,363 S * 7/2013 Murchison D14/250
D687,426 S * 8/2013 Requa D14/250
D703,652 S * 4/2014 Melanson D14/250
D726,704 S * 4/2015 Park D14/250
2009/0036175 A1* 2/2009 Brandenburg A45F 5/02
455/575.1
2009/0084705 A1* 4/2009 Justiss A45F 5/02
206/724
2010/0203931 A1* 8/2010 Hyncek A45C 11/00
455/575.8
2013/0045775 A1* 2/2013 Heywood H04M 1/185
455/557

* cited by examiner

Primary Examiner — Freda S Nunn

(74) *Attorney, Agent, or Firm* — Pablo Meles

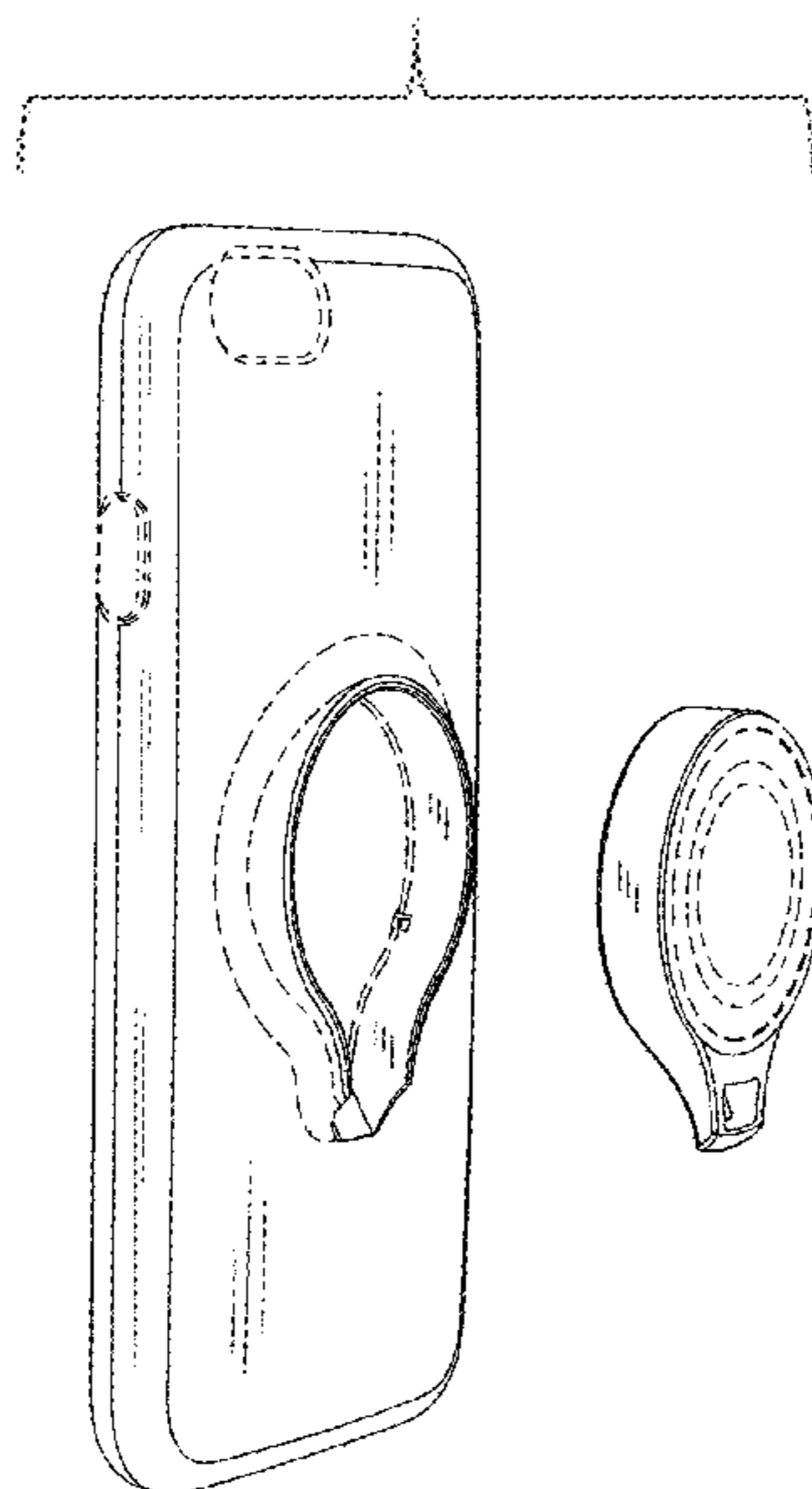
(57) **CLAIM**

The ornamental design for a protective case accessory with removable multi-function button for smart-phone device, as shown and described.

DESCRIPTION

FIG. 1 is a rear view of a protective case accessory with removable multi-function button for a smart-phone device; FIG. 2 is a front view thereof; FIG. 3 is a bottom view thereof; FIG. 4 is a left side view thereof; FIG. 5 is a right view thereof; and, FIG. 6 is an exploded rear perspective view thereof wherein the removable button has been removed. The broken lines shown in FIGS. 1-6 are for environment only and form no part of the claimed design.

1 Claim, 6 Drawing Sheets



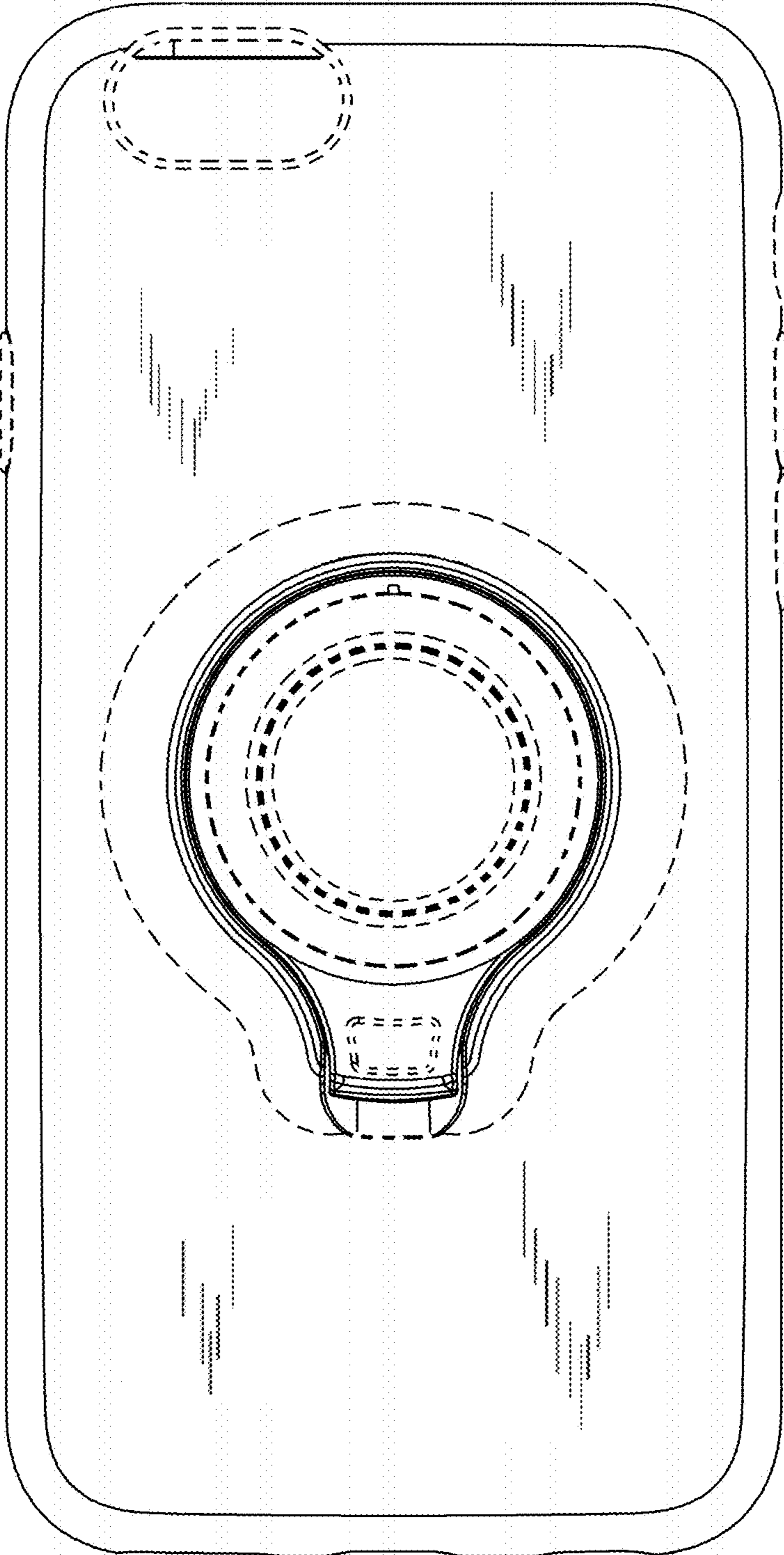


FIG. 1

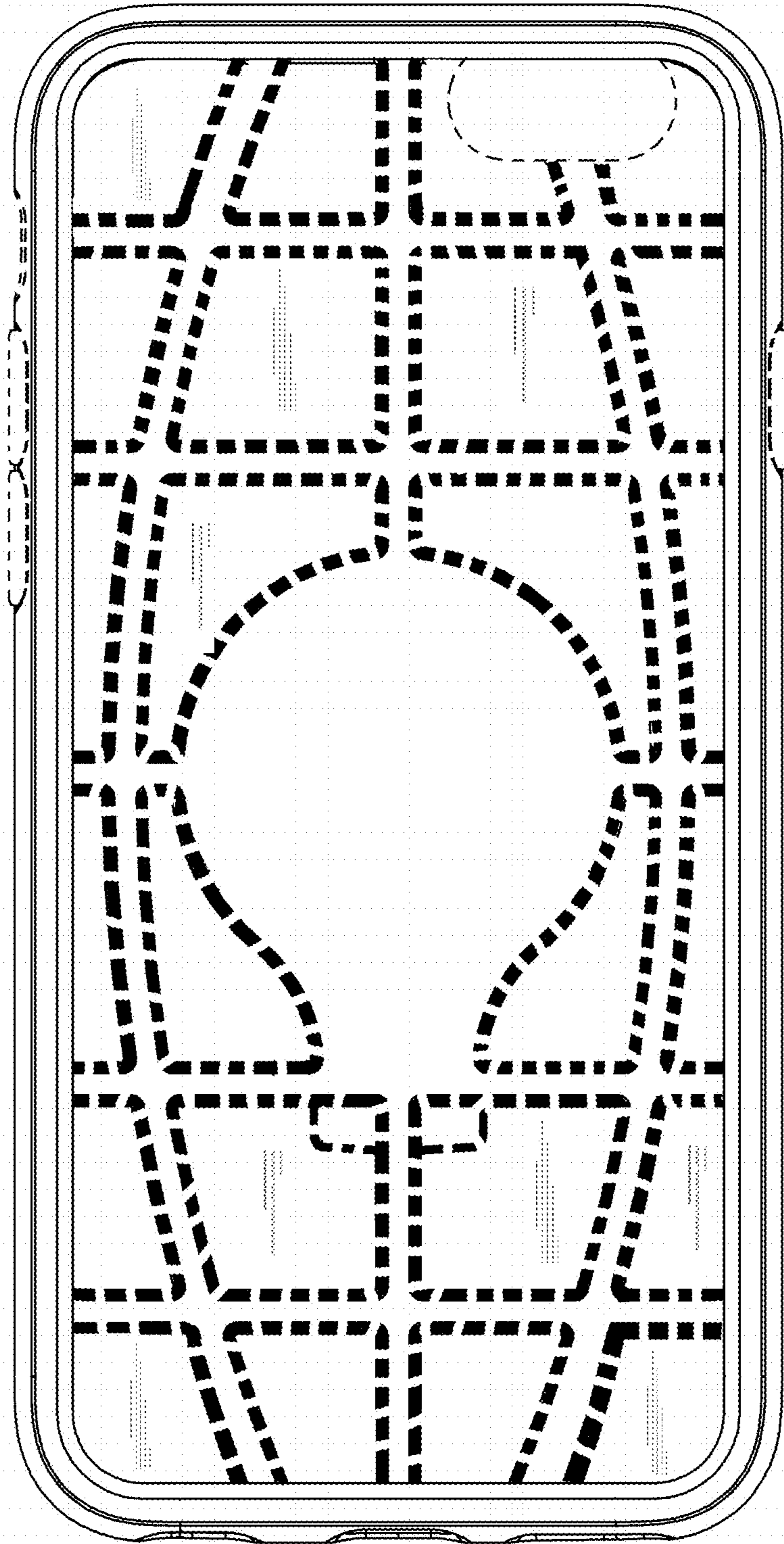


FIG. 2

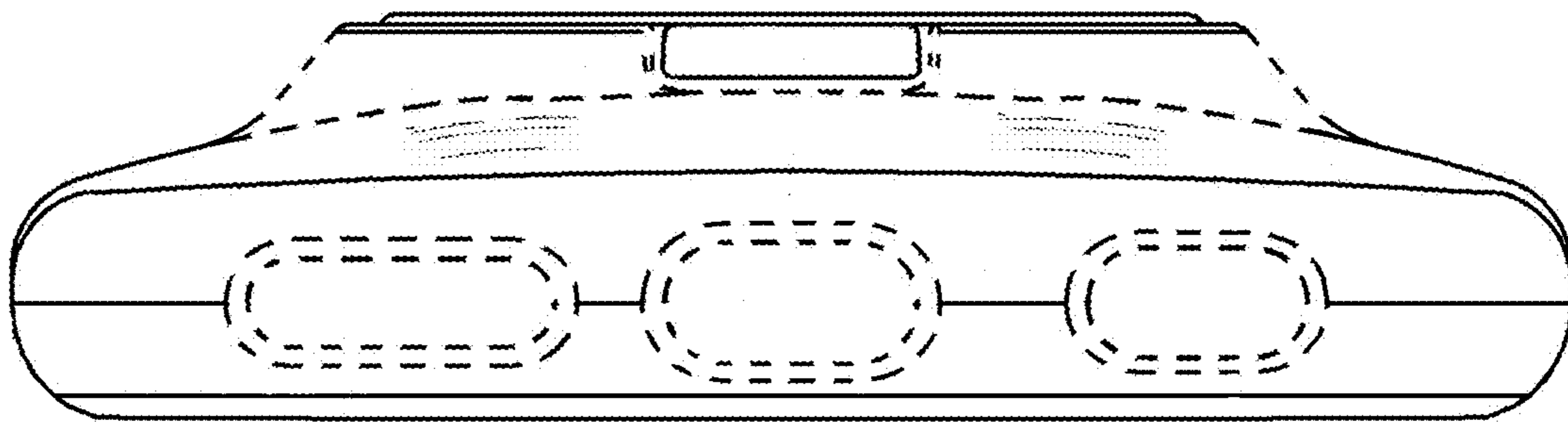


FIG 3

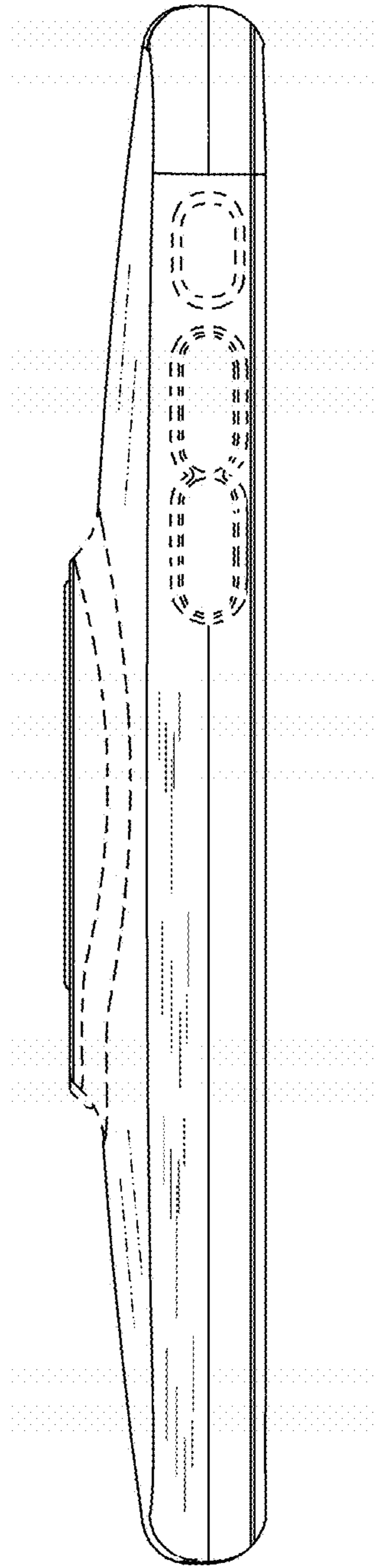


FIG 4




FIG 5

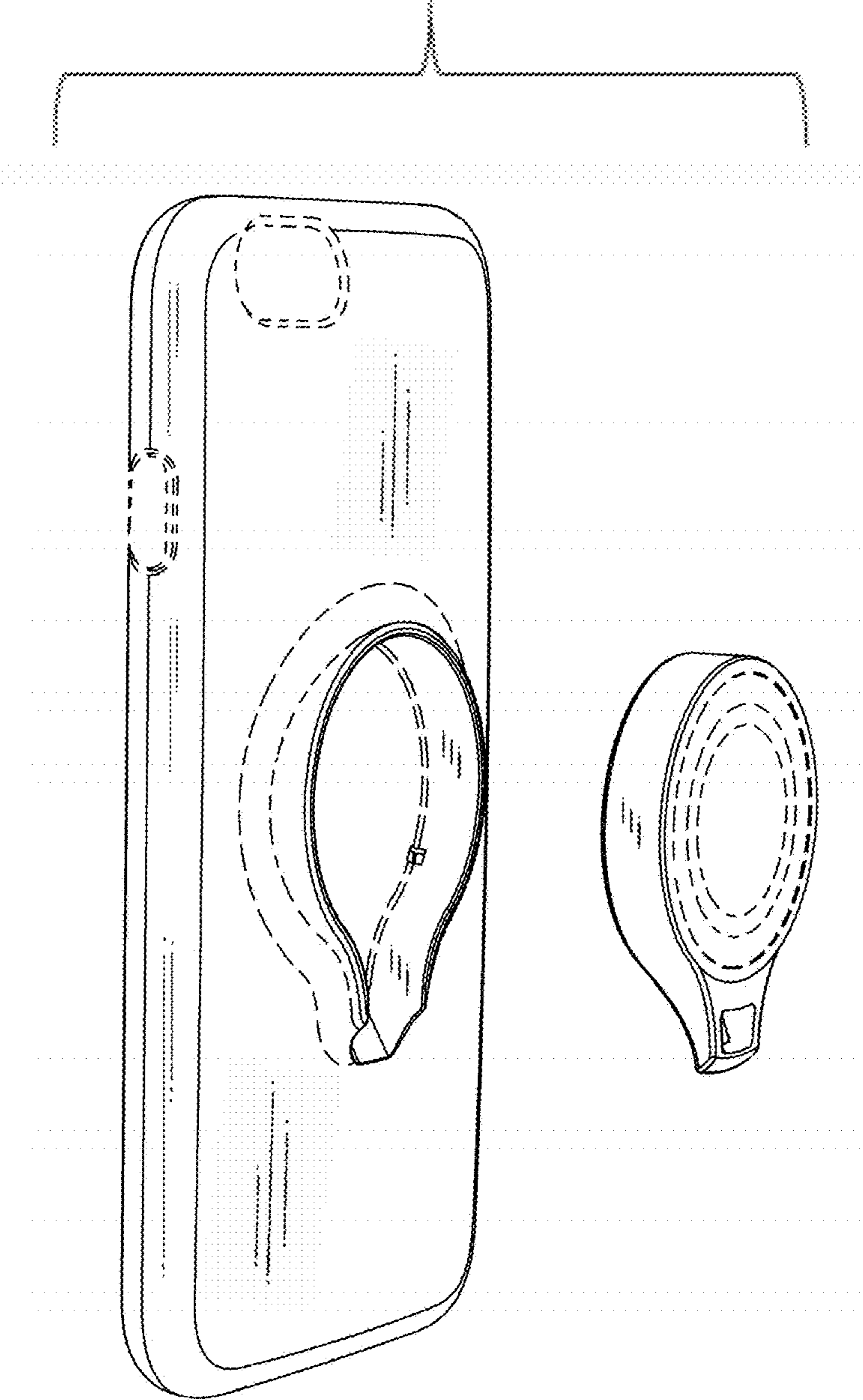


FIG 6