



US00D788090S

(12) **United States Design Patent** (10) **Patent No.:** **US D788,090 S**
Kim (45) **Date of Patent:** **** *May 30, 2017**

(54) **CASE FOR ELECTRONIC DEVICES**

(71) Applicant: **Dae-Young Kim**, Seoul (KR)

(72) Inventor: **Dae-Young Kim**, Seoul (KR)

(73) Assignee: **SPIGEN KOREA CO., LTD.**,
Geumcheon-Gu, Seoul (KR)

(*) Notice: This patent is subject to a terminal disclaimer.

(**) Term: **14 Years**

(21) Appl. No.: **29/518,274**

(22) Filed: **Feb. 21, 2015**

(51) **LOC (10) Cl.** **14-03**

(52) **U.S. Cl.**
USPC **D14/250**

(58) **Field of Classification Search**
USPC D14/143, 189, 203.2–203.7, 217, 238.1,
D14/240, 248, 250, 251–253, 440, 447,
D14/496; D13/103, 107–108, 119;
D3/201, 218, 247, 269, 273, 301, 303
CPC A45C 1/06; A45C 11/00; A45C 13/02;
A45C 2011/002; A45F 2005/026; A45F
2200/0525; A45F 2200/0516; H04B
1/3888; H04M 1/0283; H04M 1/0202
See application file for complete search history.

(56) **References Cited**

U.S. PATENT DOCUMENTS

D619,361 S *	7/2010	Andre	D3/269
D646,265 S *	10/2011	Fathollahi	D14/250
D650,371 S *	12/2011	Wibby	D14/238.1
D677,249 S *	3/2013	Li	D14/250
D679,271 S *	4/2013	Liu	D13/103
D681,615 S *	5/2013	Fathollahi	D14/250
D706,254 S *	6/2014	Chang	D14/217
D727,883 S *	4/2015	Brand	D14/250

D732,012 S *	6/2015	Tsai	D14/250
D749,535 S *	2/2016	Joung	D14/138 G
D756,910 S *	5/2016	Gupta	D13/103
D756,911 S *	5/2016	Gupta	D13/103
D761,239 S *	7/2016	Kim	D14/250
D772,854 S *	11/2016	Igarashi	D14/250
D775,614 S *	1/2017	Kim	D14/250
2011/0050606 A1 *	3/2011	Zhang	H04M 1/0202 345/173
2015/0189963 A1 *	7/2015	Lai	A45C 13/008 224/191

OTHER PUBLICATIONS

<http://www.spigen.com/products/galaxy-s6-case-rugged-armor>—
Earliest review date of Jun. 25, 2015.*

(Continued)

Primary Examiner — Manpreet Matharu

Assistant Examiner — Mojtaba Tehrani

(74) *Attorney, Agent, or Firm* — East West Law Group;
Heedong Chae

(57) **CLAIM**

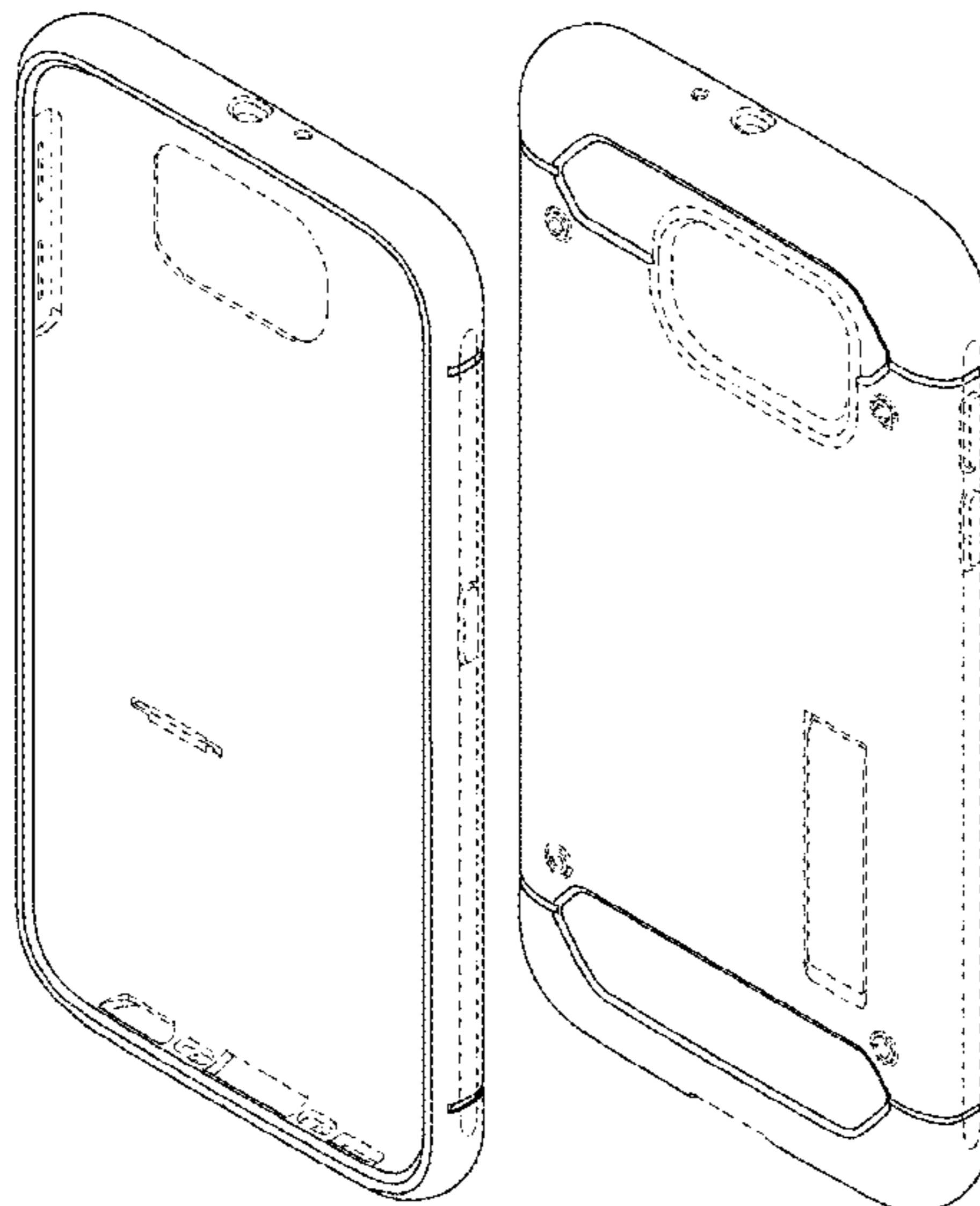
The ornamental design for a case for electronic devices, as shown and described.

DESCRIPTION

FIG. 1 is a front perspective view of a case for electronic devices showing my new design;
FIG. 2 is a rear perspective view thereof;
FIG. 3 is a front elevational view thereof;
FIG. 4 is a rear elevational view thereof;
FIG. 5 is a left side elevational view thereof;
FIG. 6 is a right side elevational view thereof;
FIG. 7 is a top plan view thereof; and,
FIG. 8 is a bottom plan view thereof.

The broken line in the figure drawings represents unclaimed environment only and forms no part of the claimed design.

1 Claim, 8 Drawing Sheets



(56)

References Cited

OTHER PUBLICATIONS

http://www.amazon.com/Spigen%C2%AE-Capsule-Resilient-Ultimate-protection/dp/B00SVCITW0/ref=cm_cr_ar_p_d_product_top?ie=UTF8—Earliest review date of Mar. 10, 2015.*

<http://www.lelong.com.my/100-spigen-sgp-samsung-galaxy-s6-s6-edge-ultra-rugged-capsule-case-toprankproduct-I2127715-2007-01-Sale-1.htm>—Downloaded Mar. 14, 2016.*

* cited by examiner

FIG. 1

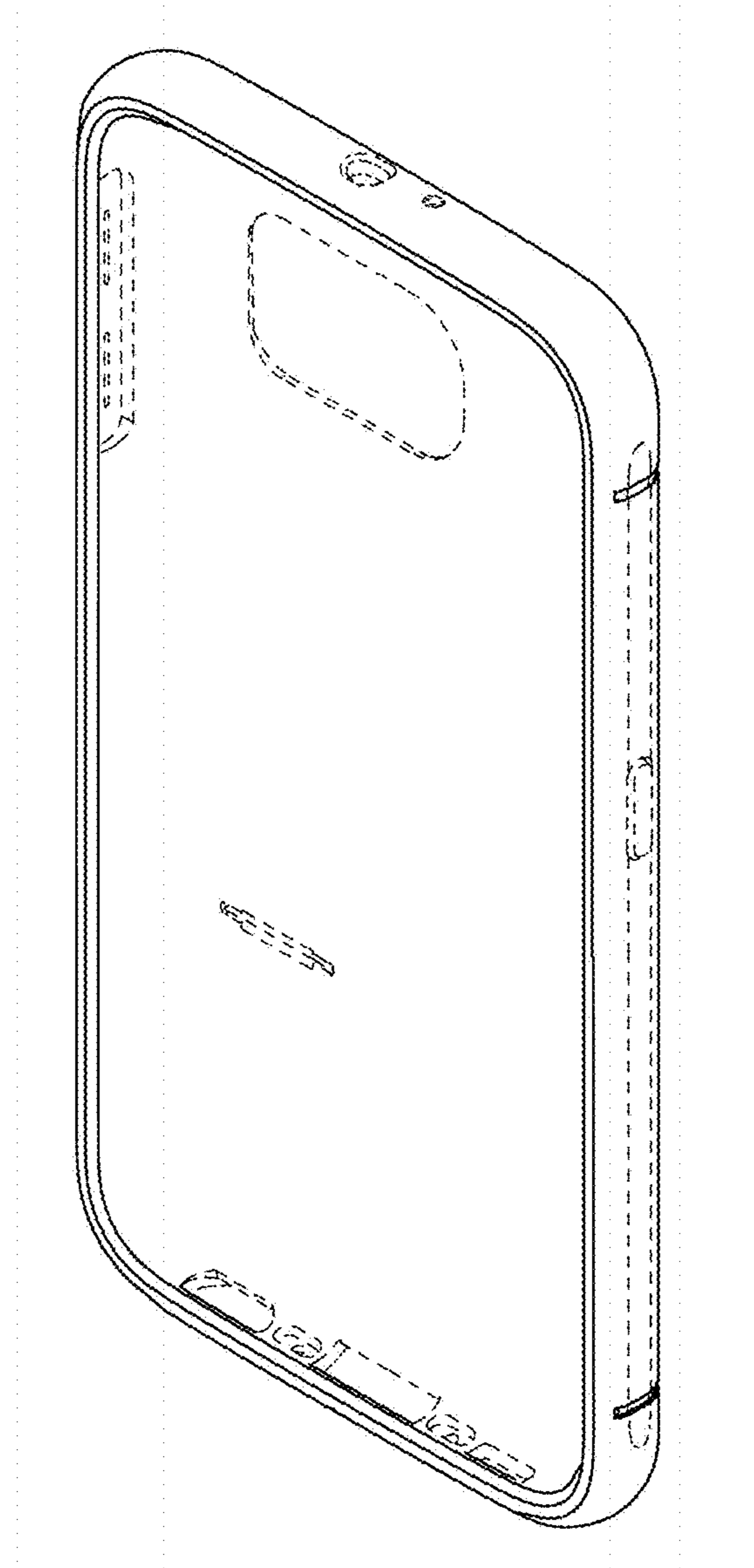


FIG. 2

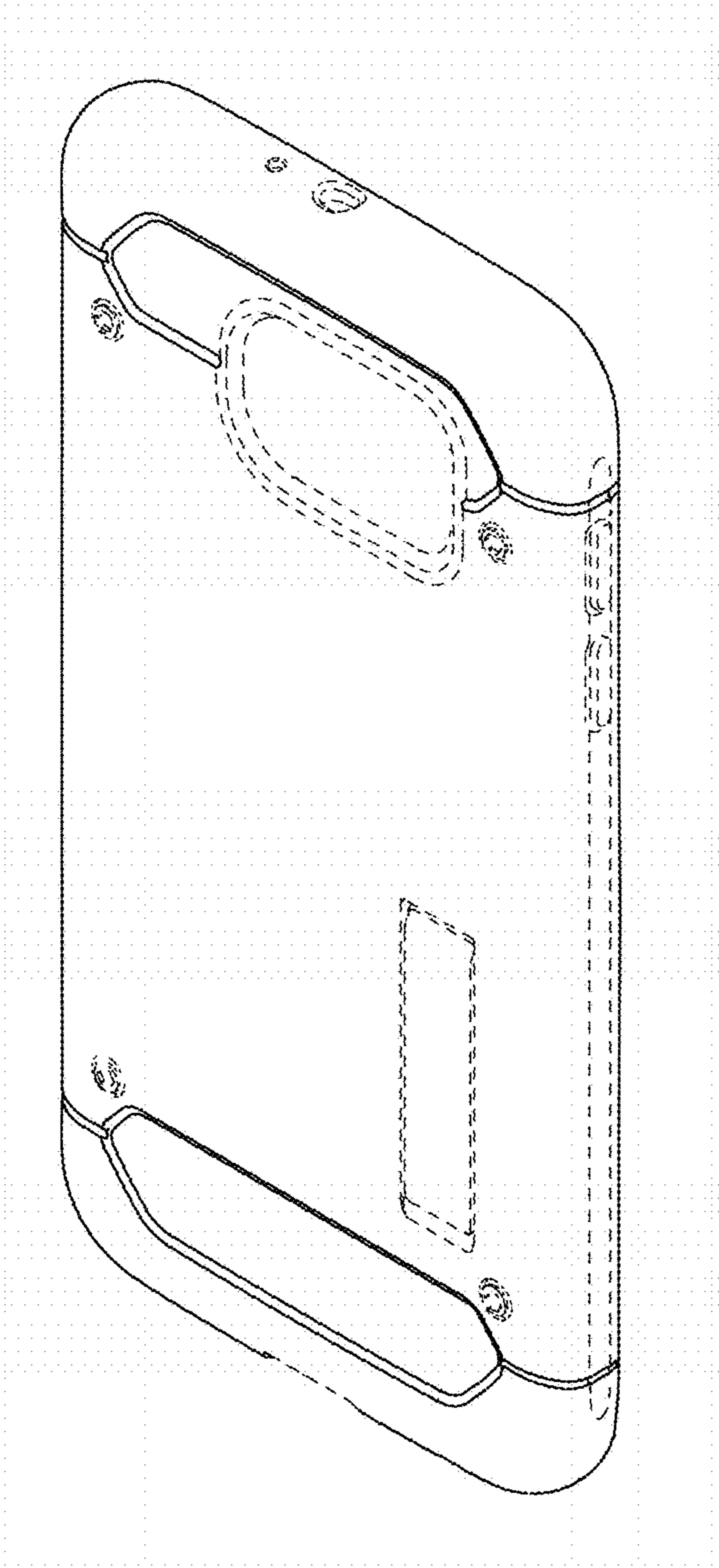


FIG. 3




FIG. 4

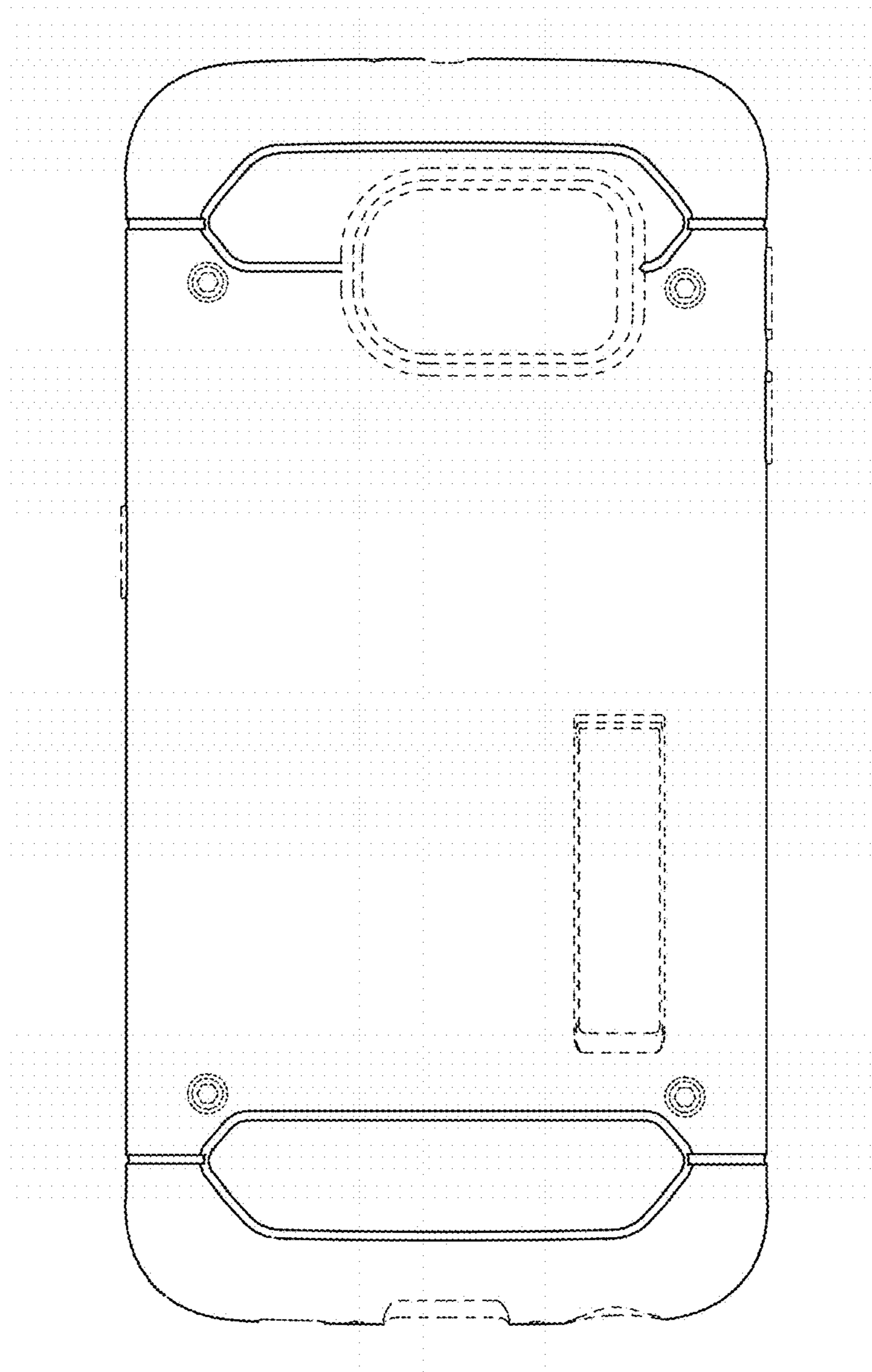


FIG. 5

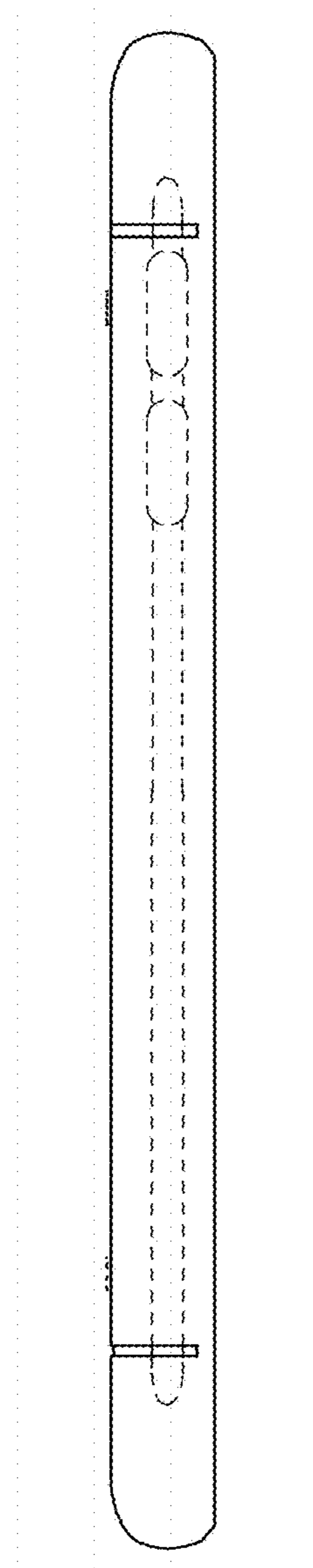


FIG. 6

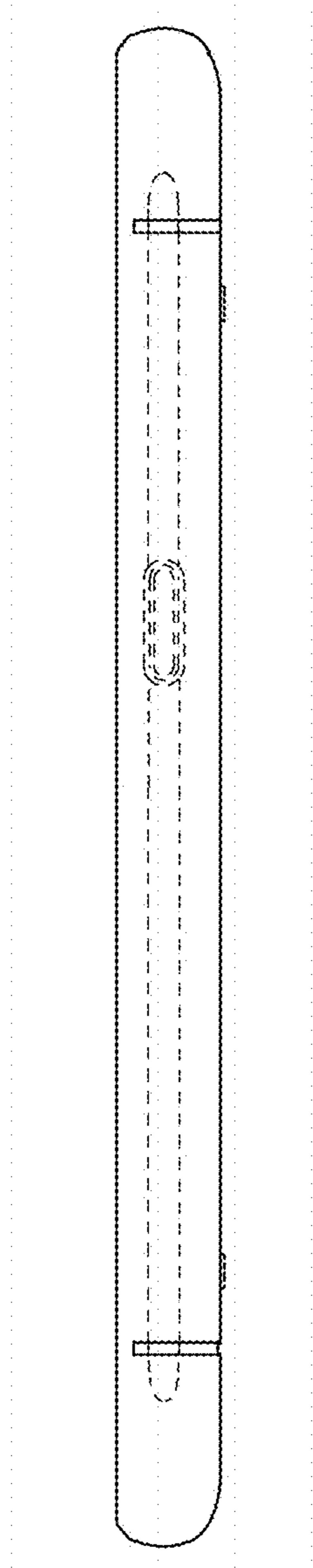


FIG. 7

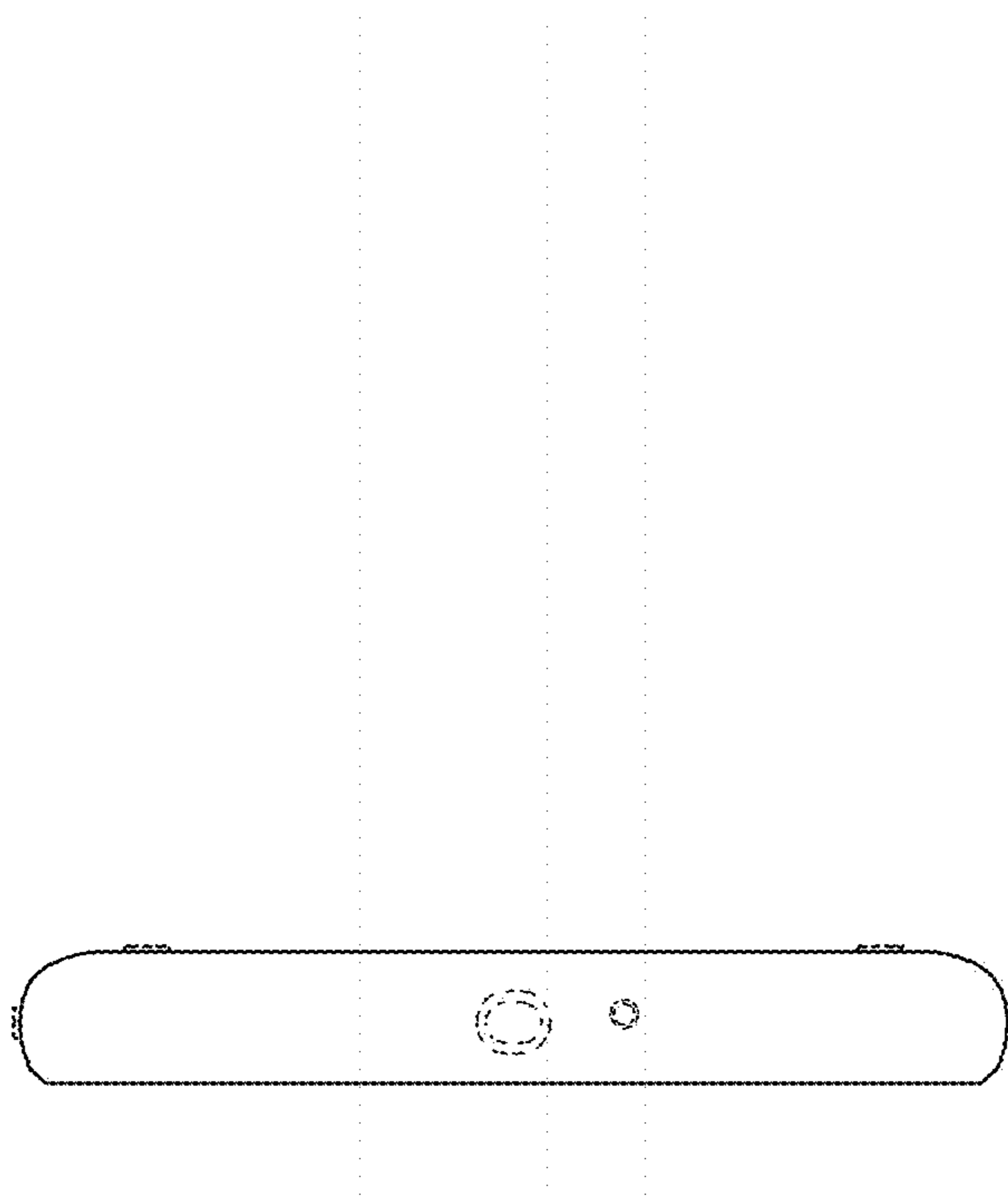


FIG. 8

