



US00D788066S

(12) **United States Design Patent**
Williamson

(10) **Patent No.:** **US D788,066 S**

(45) **Date of Patent:** **** May 30, 2017**

(54) **AMPLIFIER**

(71) Applicant: **Bose Corporation**, Framingham, MA
(US)

(72) Inventor: **Paul C. Williamson**, Providence, RI
(US)

(73) Assignee: **Bose Corporation**, Framingham, MA
(US)

(**) Term: **15 Years**

(21) Appl. No.: **29/560,282**

(22) Filed: **Apr. 5, 2016**

(51) **LOC (10) Cl.** **14-03**

(52) **U.S. Cl.**
USPC **D14/188**

(58) **Field of Classification Search**
USPC D14/162, 167-169, 175, 179, 188,
D14/194-198, 217, 257, 265, 299, 496;
330/1 R, 3, 4, 250; 381/86, 120;
455/344-351

CPC .. G10K 9/22; G10K 15/04; H03F 1/26; H03F
1/3247; H03F 3/24; H03F 3/181; H03F
3/189; H03F 3/45197; H03F 2200/03;
H03F 2200/324; H03F 2200/336; H03F
2200/543; H03F 2203/45488; H03G 3/20;
H04R 1/02; H04R 1/028; H04R 3/00;
H04R 3/12; H04R 2420/07; H04R
2499/13

See application file for complete search history.

(56) **References Cited**

U.S. PATENT DOCUMENTS

D517,032 S 3/2006 Carbone et al.
D553,616 S * 10/2007 Tosh D14/301

D558,786 S 1/2008 Green et al.
D567,211 S * 4/2008 Horinouchi D14/188
D644,640 S 9/2011 Warden
D662,910 S 7/2012 Warden
D710,821 S * 8/2014 Marklund D14/188
D722,588 S * 2/2015 Boyd D14/188
D754,096 S * 4/2016 Teulie D14/188

FOREIGN PATENT DOCUMENTS

EM 002865030-0001 11/2015
EM 002865030-0002 11/2015
EM 002865030-0003 11/2015
EM 002865030-0004 11/2015
EM 002865030-0005 11/2015
EM 002865030-0006 11/2015

* cited by examiner

Primary Examiner — Keli L Hill

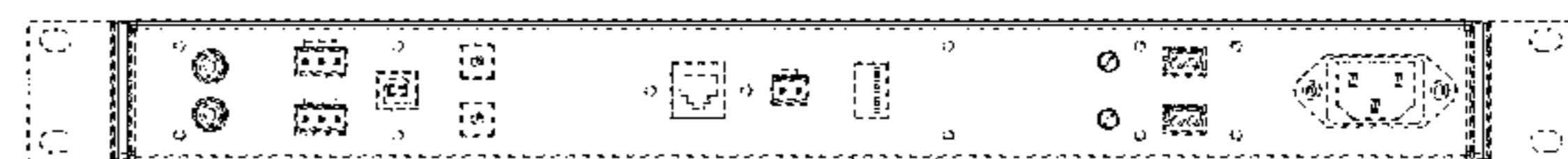
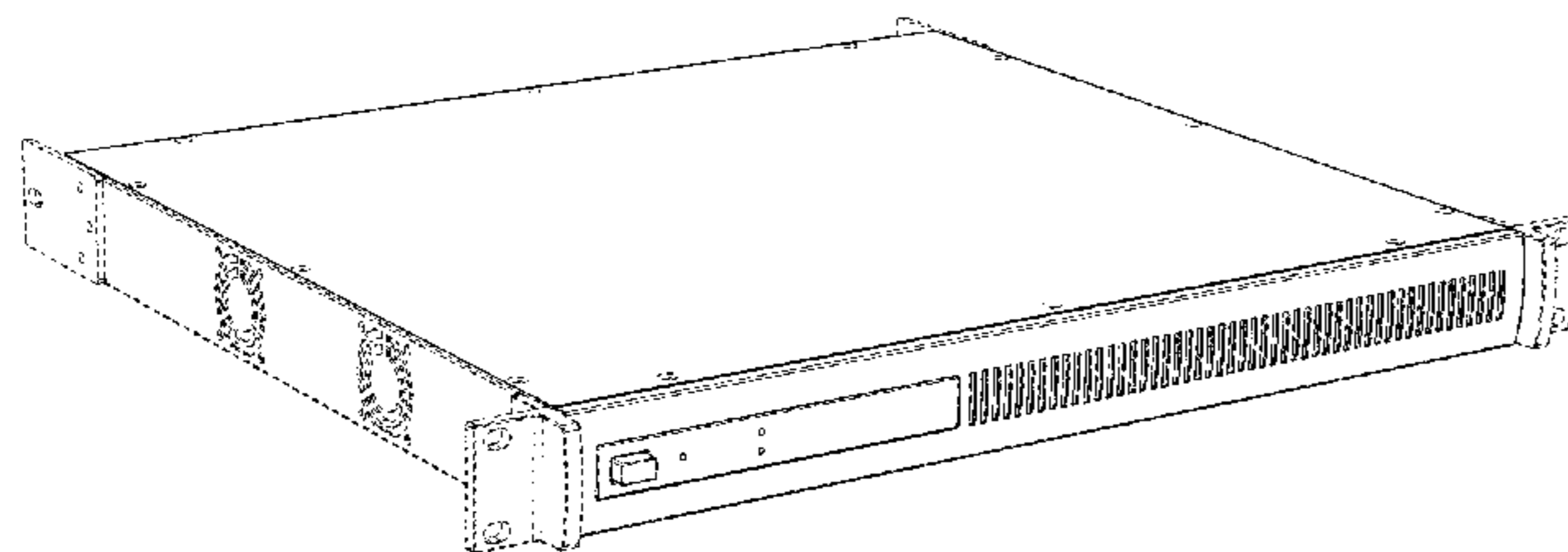
(57) **CLAIM**

The ornamental design for an amplifier, substantially as shown and described.

DESCRIPTION

FIG. 1 is a perspective view of an amplifier as seen from the front, top, and left side;
FIG. 2 is a front view thereof;
FIG. 3 is a back view thereof;
FIG. 4 is a left side view thereof;
FIG. 5 is a right side view thereof;
FIG. 6 is a top end view thereof; and,
FIG. 7 is a bottom end view thereof.
The dotted line portions of the drawings represent environmental structure only and do not form part of the claimed design.

1 Claim, 4 Drawing Sheets



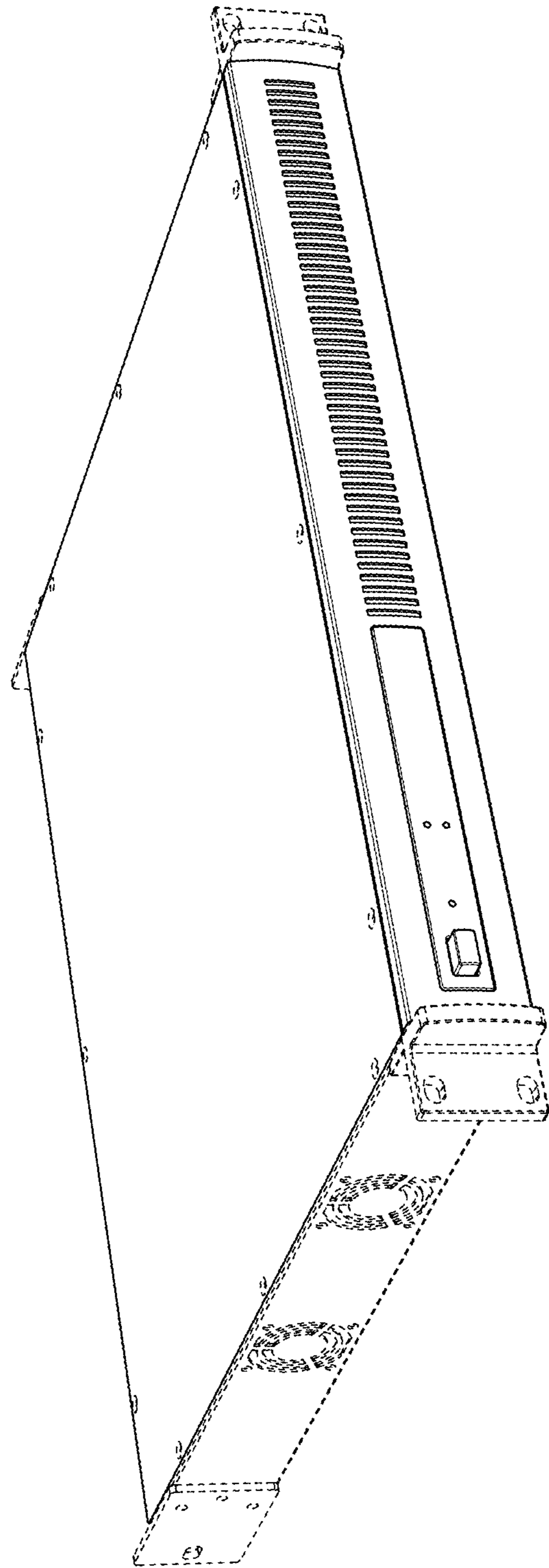


FIG. 1

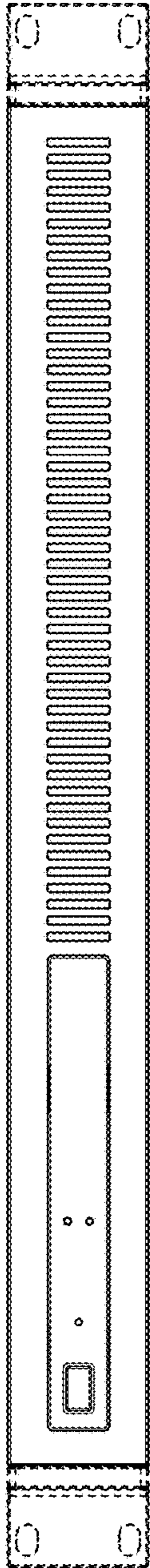


FIG. 2

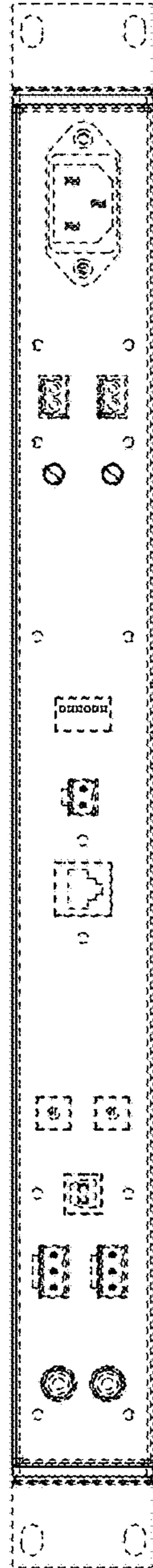


FIG. 3



FIG. 4




FIG. 5




FIG. 6

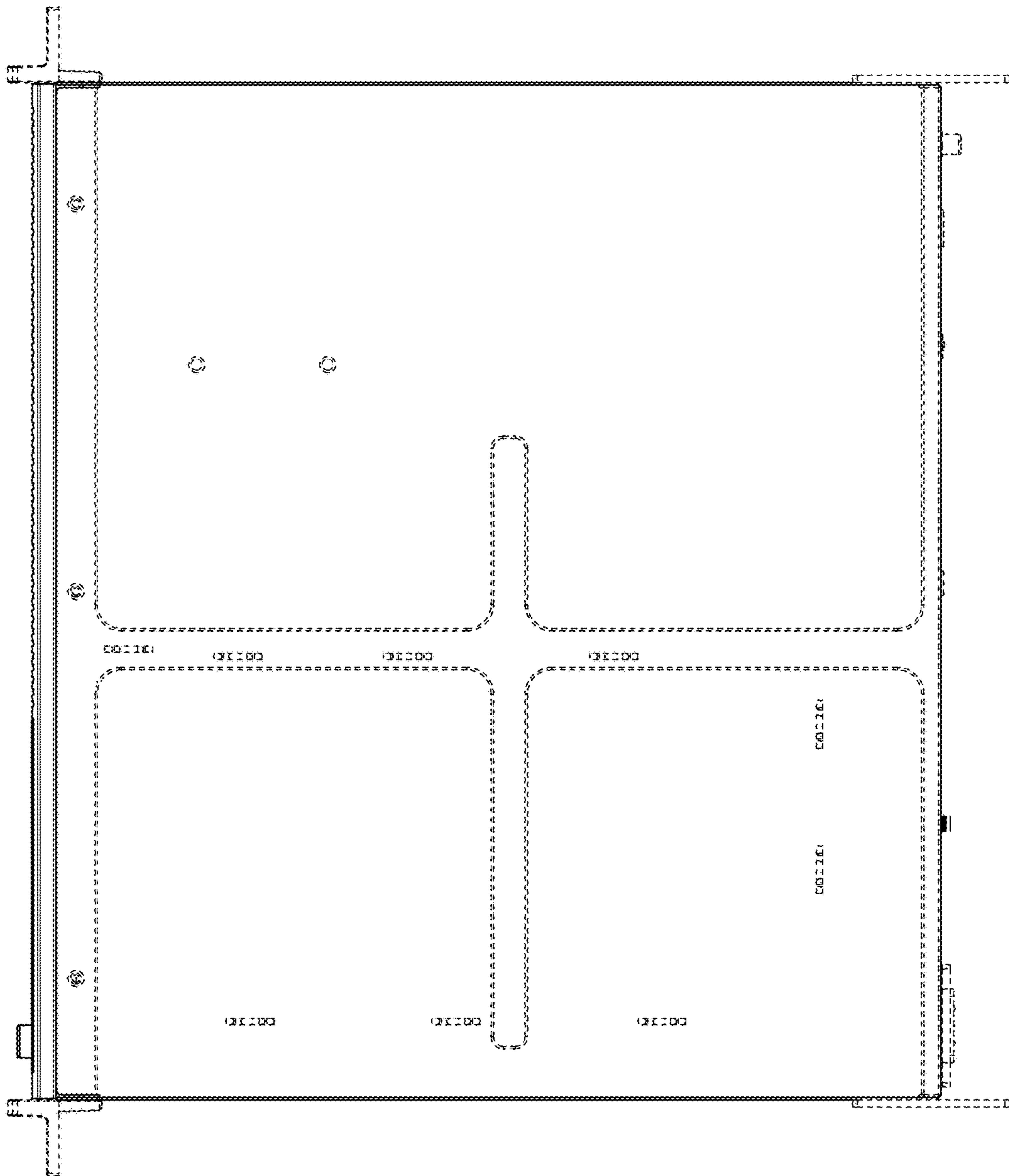


FIG. 7