



US00D788062S

(12) **United States Design Patent**
Norrell

(10) **Patent No.:** **US D788,062 S**

(45) **Date of Patent:** **** May 30, 2017**

(54) **COMBINED MODULAR RADIO AND POWER POLE**

(71) Applicant: **Sabre Industries Inc.**, Alvarado, TX (US)

(72) Inventor: **Lance Norrell**, Venus, TX (US)

(73) Assignee: **Sabre Industries Inc.**, Alvarado, TX (US)

(**) Term: **15 Years**

(21) Appl. No.: **29/552,906**

(22) Filed: **Jan. 27, 2016**

(51) **LOC (10) Cl.** **14-03**

(52) **U.S. Cl.**

USPC **D14/188**; D13/139.4; D14/213

(58) **Field of Classification Search**

USPC D14/140, 140.5, 140.6, 162, 167-169, D14/175, 179, 188, 194-198, 210-217, D14/257, 265, 299, 496; D13/139.2, D13/139.4

CPC H04M 1/67; H04M 2250/12; H04N 7/15; G06K 9/00013; G06K 9/00026; G06K 9/00919; G08B 13/1427; G08B 21/023; E04H 12/08; E04H 12/12; E04H 12/2292

See application file for complete search history.

(56) **References Cited**

U.S. PATENT DOCUMENTS

- 1,521,285 A * 12/1924 Erickson E04H 12/2292 52/170
- 1,579,965 A * 4/1926 Stobie E04H 12/08 52/834

- D517,483 S * 3/2006 Nipke D13/139.2
- D568,292 S * 5/2008 Tsuge D14/211
- D636,379 S * 4/2011 Kim D14/211
- D659,120 S * 5/2012 Kim D14/211
- D704,643 S * 5/2014 Udagawa D13/139.4
- D729,777 S * 5/2015 Ono D14/224
- D737,800 S * 9/2015 Aleksandrov D14/210
- 2016/0215518 A1 * 7/2016 Villman E04H 12/12

* cited by examiner

Primary Examiner — Keli L Hill

(74) *Attorney, Agent, or Firm* — Ryan T. Grace; Advent, LLP

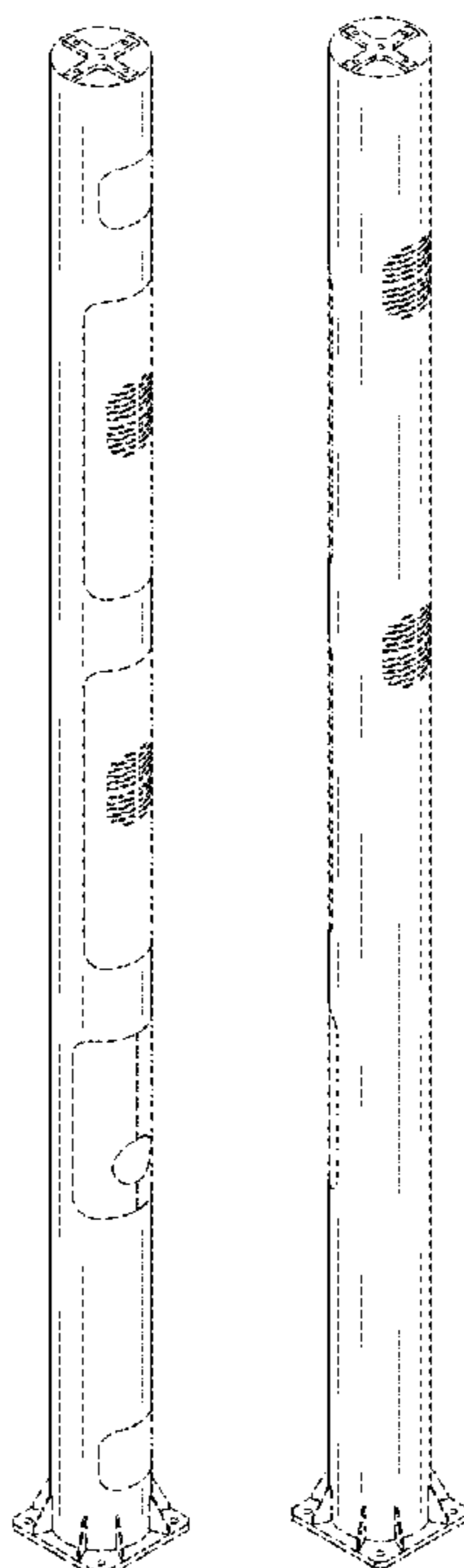
(57) **CLAIM**

The ornamental design for a combined modular radio and power pole, as shown and described.

DESCRIPTION

FIG. 1 is a front elevation view of a combined modular radio and power pole, embodying my new design;
 FIG. 2 is a rear elevation view thereof;
 FIG. 3 is a left side elevation view thereof;
 FIG. 4 is a right side elevation view thereof;
 FIG. 5 is a top plan view thereof;
 FIG. 6 is a bottom plan view thereof;
 FIG. 7 is an isometric view thereof; and,
 FIG. 8 is another isometric view thereof.

1 Claim, 7 Drawing Sheets



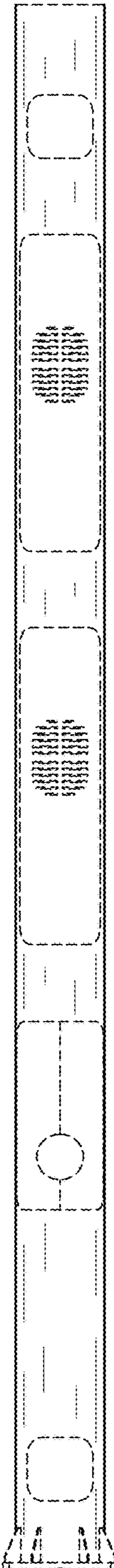


FIG. 1




FIG. 2

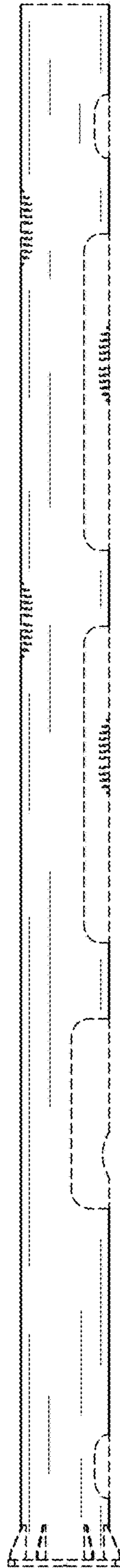


FIG. 3

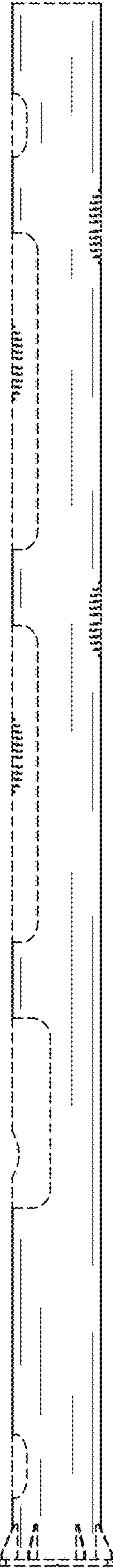


FIG. 4




FIG. 5

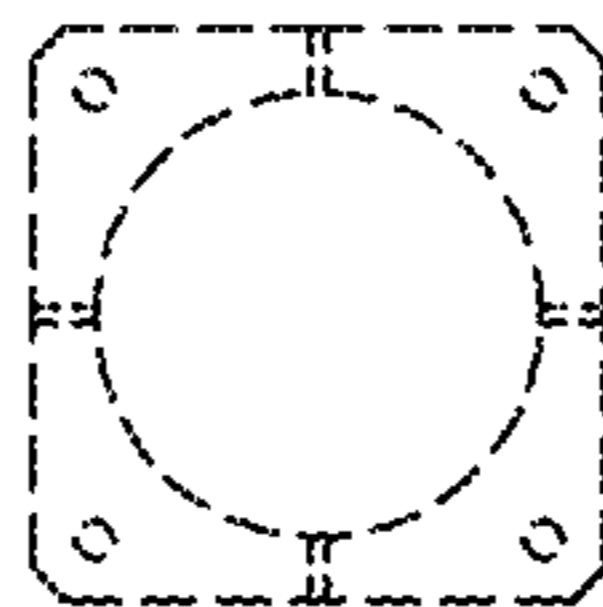


FIG. 6

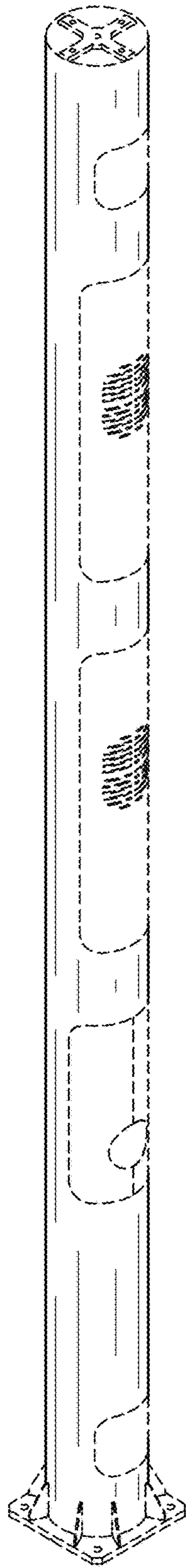


FIG. 7




FIG. 8