



US00D788058S

(12) **United States Design Patent**  
**Astheimer**

(10) **Patent No.: US D788,058 S**

(45) **Date of Patent: \*\* May 30, 2017**

(54) **COMMUNICATIONS DEVICE**

(71) Applicant: **Caterpillar Inc.**, Peoria, IL (US)

(72) Inventor: **Carsten Astheimer**, Warwickshire (GB)

(73) Assignee: **Caterpillar Inc.**, Peoria, IL (US)

(\*\*) Term: **15 Years**

(21) Appl. No.: **29/527,235**

(22) Filed: **May 18, 2015**

(51) **LOC (10) Cl.** ..... **14-03**

(52) **U.S. Cl.**  
USPC ..... **D14/138 G**

(58) **Field of Classification Search**  
USPC ..... D14/138 R, 138 AA, 138 AB, 138 AC,  
D14/138 AD, 138 G, 248, 341-347  
CPC ..... H04M 1/0202; H04M 1/0235; H04M  
1/0237; H04M 1/0239; H04M 2250/52  
See application file for complete search history.

(56) **References Cited**

**U.S. PATENT DOCUMENTS**

D648,301 S *	11/2011	Zuffo	.....	D14/138 AA
D654,049 S *	2/2012	Chung	.....	D14/138 G
D680,530 S *	4/2013	Groene	.....	D14/341
D683,338 S *	5/2013	Wilson	.....	D14/250
D683,340 S *	5/2013	Chang	.....	D14/250
D685,754 S *	7/2013	Palmer	.....	D14/138 G
D687,001 S *	7/2013	Park	.....	D14/138 G
D687,806 S *	8/2013	Hachiya	.....	D14/138 G
D694,752 S *	12/2013	Li	.....	D14/341
D703,661 S *	4/2014	Krause	.....	D14/341
D707,644 S *	6/2014	Asano	.....	D14/138 G
D715,245 S *	10/2014	Meneses	.....	D14/138 G
D716,249 S *	10/2014	Zhang	.....	D14/138 G
D716,281 S *	10/2014	Melanson	.....	D14/250
D716,294 S *	10/2014	Park	.....	D14/341
D719,151 S *	12/2014	Hirayama	.....	D14/341

D719,565 S *	12/2014	Hirayama	.....	D14/341
D723,499 S *	3/2015	Nishikawa	.....	D14/138 G
D723,500 S *	3/2015	Takahashi	.....	D14/138 G
D743,392 S *	11/2015	Ju	.....	D14/341
D761,791 S *	7/2016	Fujioka	.....	D14/341

**OTHER PUBLICATIONS**

Caterpillar CAT B15Q Single SIM (Black) accessed on May 18, 2015 at <http://www.kickmobiles.com/caterpillar-cat-b15q-4qb-ip67-black>.

Caterpillar CAT B100 (Black) accessed on May 18, 2015 at <http://www.kickmobiles.com/caterpillar-cat-b100-128mb-ip67-black>.

(Continued)

*Primary Examiner* — Deanna L Pratt

(74) *Attorney, Agent, or Firm* — Finnegan, Henderson, Farabow, Garrett & Dunner, LLP

(57) **CLAIM**

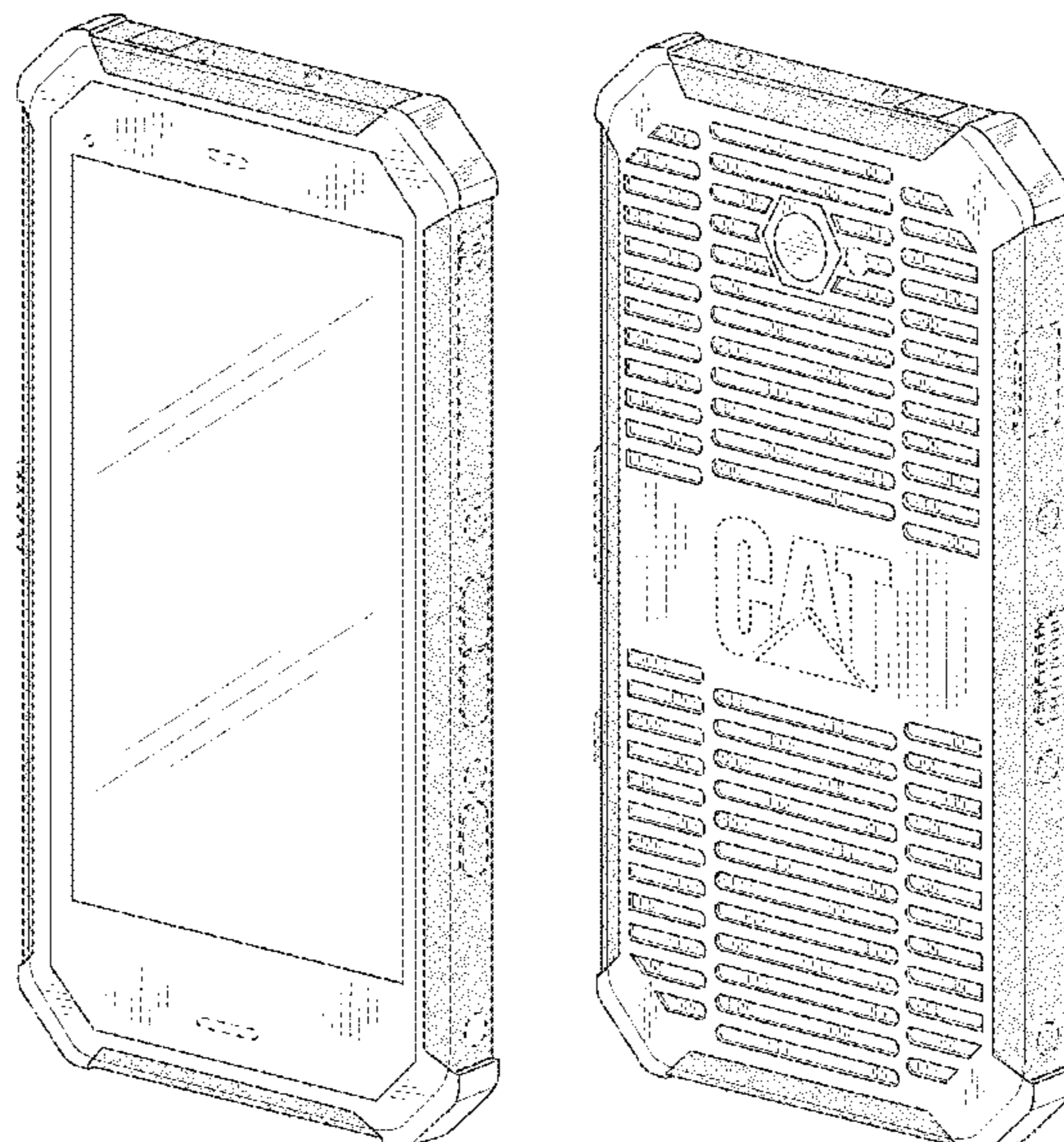
The ornamental design for a communications device, as shown and described.

**DESCRIPTION**

FIG. 1 is a front, top, right perspective view of a communications device, showing the new design; FIG. 2 is a rear, top, left perspective view thereof; FIG. 3 is a front elevation view thereof; FIG. 4 is a rear elevation view thereof; FIG. 5 is a left side view thereof; FIG. 6 is a right side view thereof; FIG. 7 is a top plan view thereof; and, FIG. 8 is a bottom view thereof.

The broken lines of even length shown in the drawings illustrate portions of the communications device that form no part of the claimed design. Contrast in appearance is shown using line shading on some surfaces and stippling shading on others.

**1 Claim, 6 Drawing Sheets**



(56)

**References Cited**


OTHER PUBLICATIONS

Design U.S. Appl. No. 29/527,226, filed May 18, 2015 for Communications Device; P. Hunt; Finnegan Reference No. 08350.1887-00000.


Design U.S. Appl. No. 29/527,231, filed May 18, 2015 for Communications Device; C. Astheimer; Finnegan Reference No. 08350.1888-00000

Design U.S. Appl. No. 29/522,451, filed Mar. 31, 2015 for Communications Device; L. Huang; Finnegan Reference No. 08350.1895-00000.


\* cited by examiner



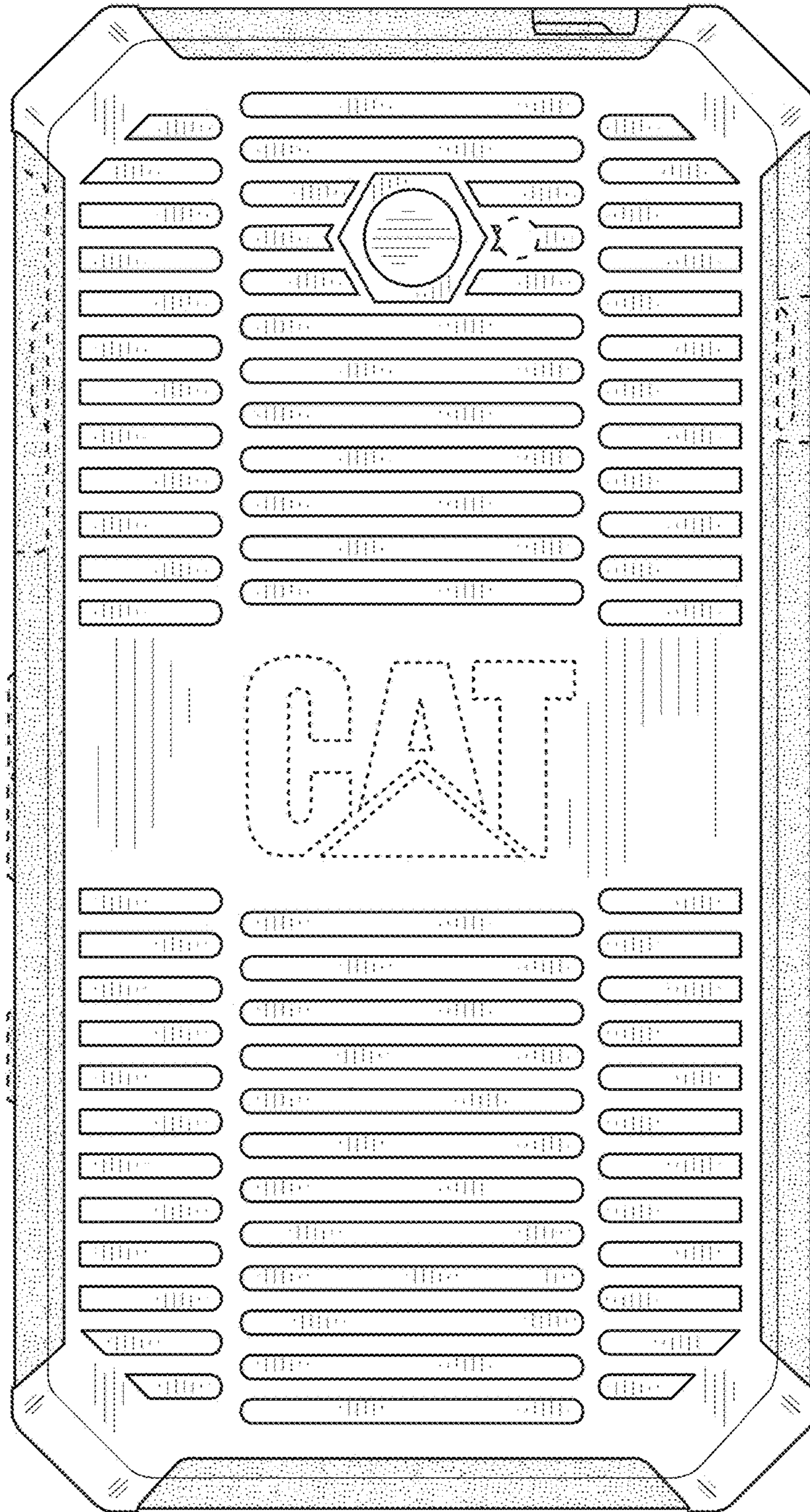
**FIG. 1**




**FIG. 2**



**FIG. 3**



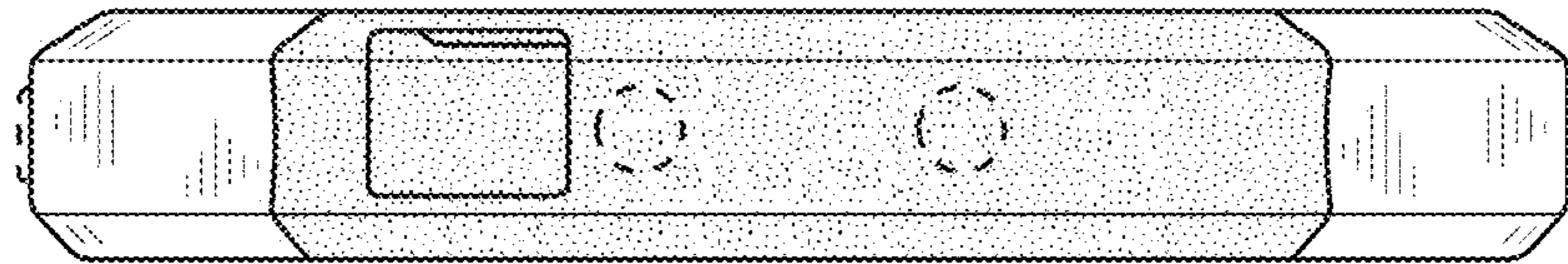
**FIG. 4**



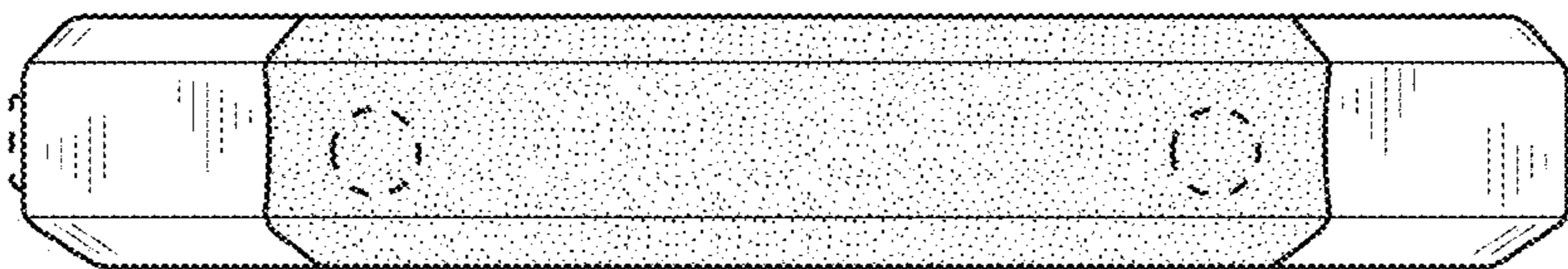
**FIG. 5**



**FIG. 6**



**FIG. 7**



**FIG. 8**