



US00D788044S

(12) **United States Design Patent** (10) **Patent No.:** **US D788,044 S**
Karlsson (45) **Date of Patent:** **** *May 30, 2017**

(54) **SPLICE BOX**

(56) **References Cited**

- (71) Applicant: **Roxtec AB**, Karlskrona (SE)
- (72) Inventor: **Andreas Karlsson**, Karlskrona (SE)
- (73) Assignee: **ROXTEC AB**, Karlskrona (SE)
- (*) Notice: This patent is subject to a terminal disclaimer.
- (**) Term: **14 Years**
- (21) Appl. No.: **29/496,279**
- (22) Filed: **Jul. 11, 2014**

U.S. PATENT DOCUMENTS

D31,044 S	6/1899	Perkins
D183,593 S	9/1958	Atkin
D185,057 S	5/1959	Atkin
3,141,642 A	7/1964	Mayrath
D227,989 S	7/1973	Geisel
D243,406 S	2/1977	Mooney et al.
4,361,721 A	11/1982	Massey
4,611,873 A	9/1986	Punako et al.
D307,541 S	5/1990	Tres
4,983,932 A	1/1991	Kitagawa
D329,840 S	9/1992	Nociar
D356,091 S	3/1995	Grande
D361,313 S	8/1995	Sai et al.
D364,625 S	11/1995	Grande
D367,644 S	3/1996	Fukao et al.

(Continued)

Related U.S. Application Data

- (60) Continuation of application No. 29/476,128, filed on Dec. 11, 2013, now Pat. No. Des. 711,835, which is a continuation of application No. 29/415,550, filed on Mar. 12, 2012, now abandoned, which is a division of application No. 29/366,733, filed on Jul. 29, 2010, now Pat. No. Des. 658,129.

Primary Examiner — Rosemary K Tarcza

(74) *Attorney, Agent, or Firm* — Harness, Dickey & Pierce, P.L.C.

Foreign Application Priority Data

- (30) Feb. 5, 2010 (EM) 001666074
- (51) **LOC (10) Cl.** **13-03**
- (52) **U.S. Cl.**
USPC **D13/152**
- (58) **Field of Classification Search**
USPC ... D13/133, 139.4, 147, 152, 154, 156, 158,
D13/160, 162-164, 173, 184, 199;
174/50, 53-55, 58, 60, 66, 67, 92;
220/3.2, 3.3, 3.7-3.9, 241, 242, 244, 315;
439/135, 136, 138, 142, 367, 373, 535,
439/536, 537, 541, 892, 893;
277/602-603, 608
CPC .. H01R 13/46; H01R 13/502; H01R 13/5025;
H01R 13/622; H01R 4/18; Y10T
403/5741; Y10T 403/57

See application file for complete search history.

(57) **CLAIM**

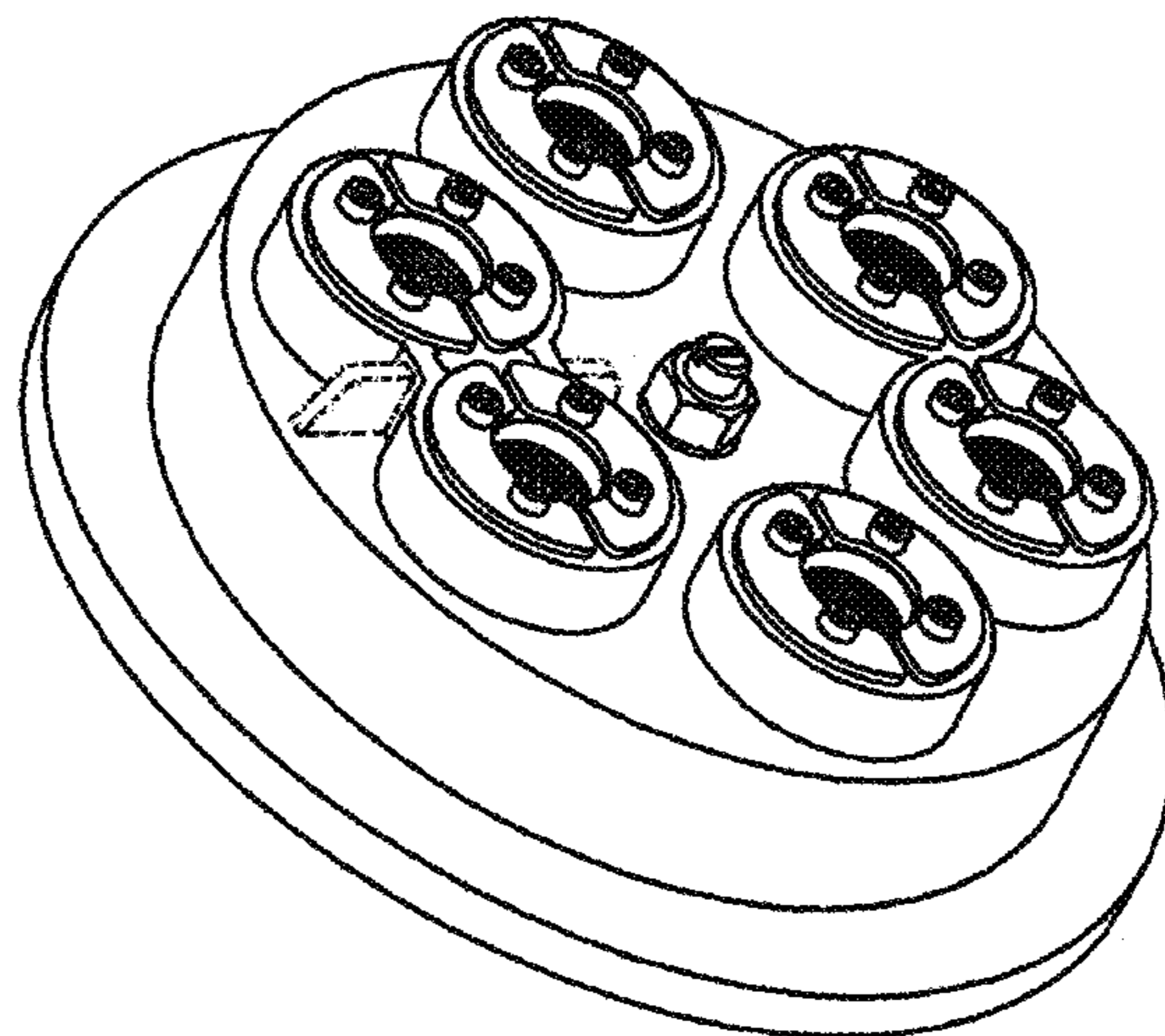
The ornamental design for a splice box, as shown and described.

DESCRIPTION

FIG. 1 is a top perspective view of a splice box;
 FIG. 2 is a first side view thereof;
 FIG. 3 is a top plan view thereof;
 FIG. 4 is a second side view thereof;
 FIG. 5 is a bottom plan view thereof;
 FIG. 6 is a third side view thereof; and,
 FIG. 7 is a fourth side view thereof.

The broken lines are for the purpose of illustrating unclaimed subject matter and form no part of the claimed design.

1 Claim, 5 Drawing Sheets



(56)

References Cited

U.S. PATENT DOCUMENTS

D370,889 S	6/1996	Anthony	D584,604 S	1/2009	Baldwin
D389,052 S	1/1998	Yamamoto	D585,837 S	2/2009	Kuehne et al.
D392,618 S	3/1998	Fukao et al.	D614,138 S	4/2010	Blixt
D414,405 S	9/1999	Tompkins	D618,176 S	6/2010	Kato et al.
D439,563 S	3/2001	Shimojo	D636,736 S	4/2011	Otasu et al.
6,231,051 B1	5/2001	Mueller et al.	D642,045 S	7/2011	Sweeney
D449,581 S	10/2001	Bosatelli	D647,394 S	10/2011	Taylor
D467,878 S	12/2002	Bryndzia	D653,103 S	1/2012	Tomasi et al.
D478,872 S	8/2003	Heggem	D653,530 S	2/2012	Hammond et al.
D484,097 S	12/2003	Drane et al.	D658,129 S *	4/2012	Karlsson D13/152
6,957,817 B2	10/2005	Goll	D665,247 S	8/2012	Hammond et al.
D526,973 S	8/2006	Gates et al.	D672,229 S	12/2012	Reid
D552,558 S	10/2007	Kelly et al.	D676,738 S	2/2013	Hammond et al.
D560,610 S	1/2008	McCoy	D677,634 S	3/2013	Korcz et al.
7,316,518 B2	1/2008	Sasaki et al.	D687,384 S	8/2013	Kazakia
D577,423 S	9/2008	Dole	D705,177 S *	5/2014	Karlsson D13/152
D580,371 S	11/2008	Farahani	D711,835 S *	8/2014	Karlsson D13/152
			2002/0180163 A1	12/2002	Muller et al.
			2003/0030229 A1	2/2003	Shaffer
			2004/0262851 A1	12/2004	Tones et al.

* cited by examiner

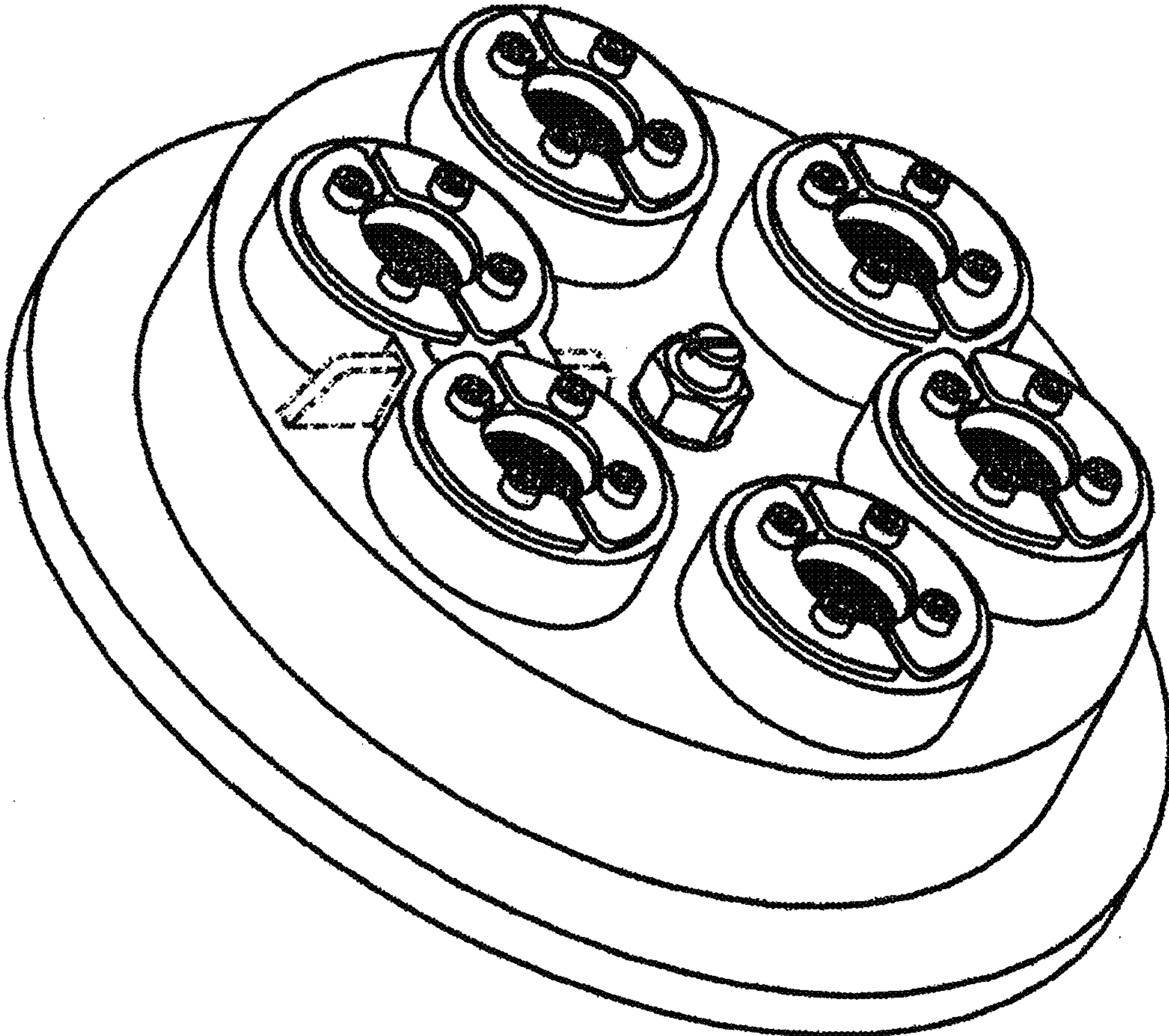


FIG. 1

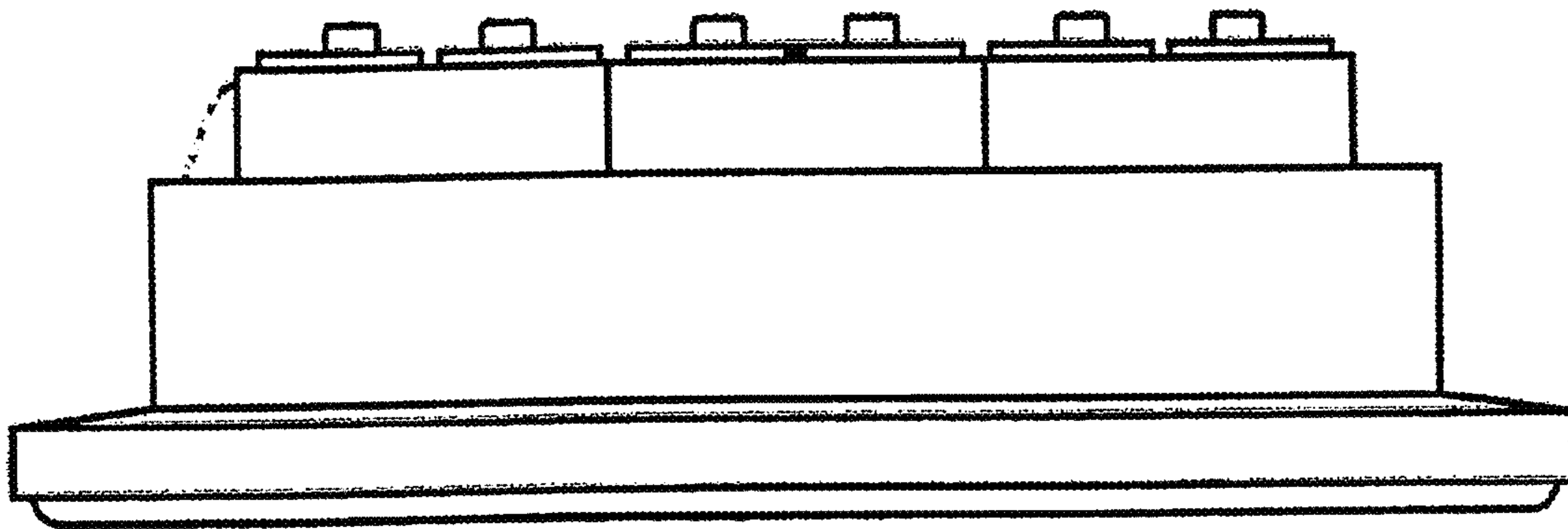


FIG. 2

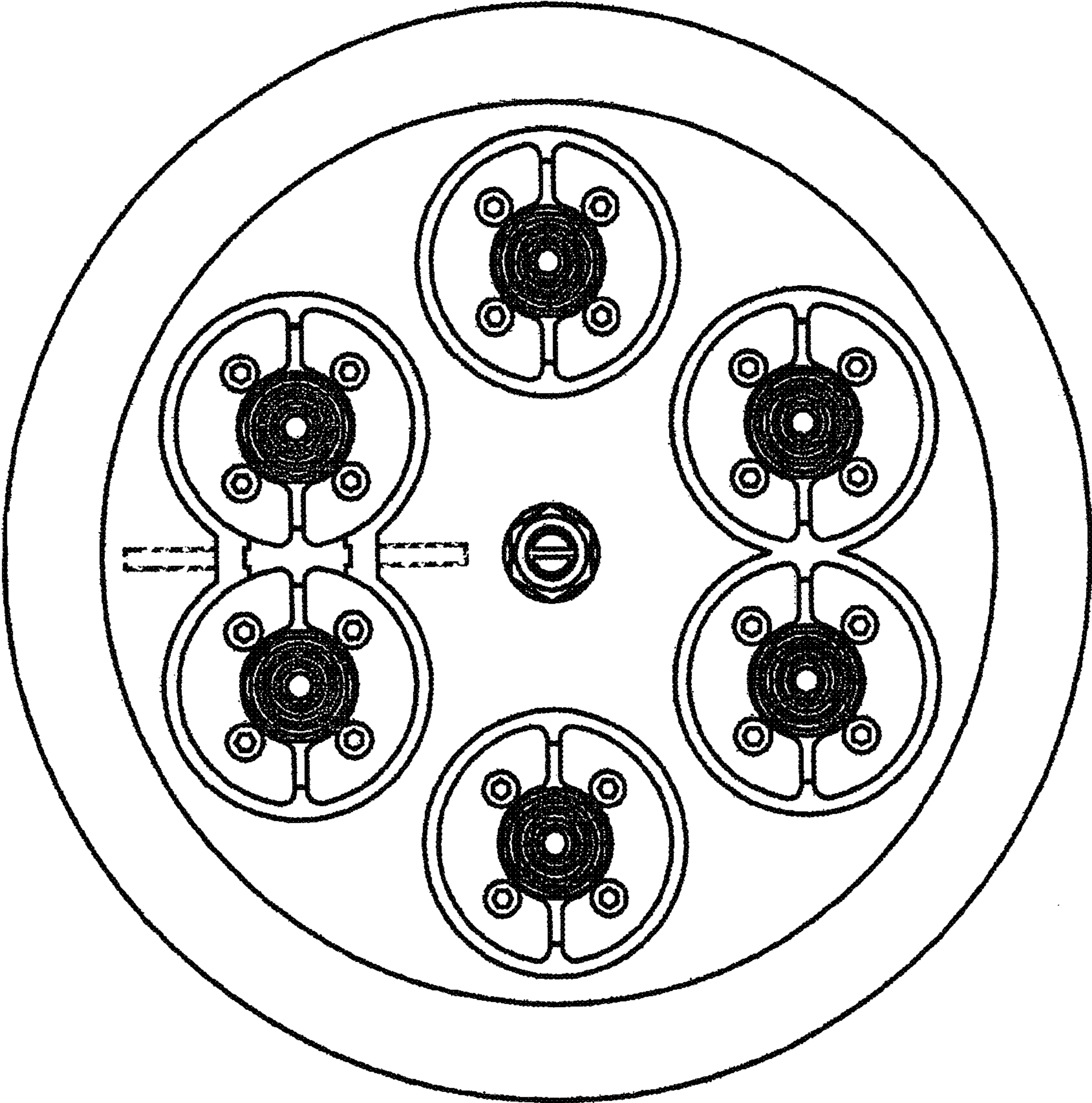


FIG. 3

FIG. 4





FIG. 5

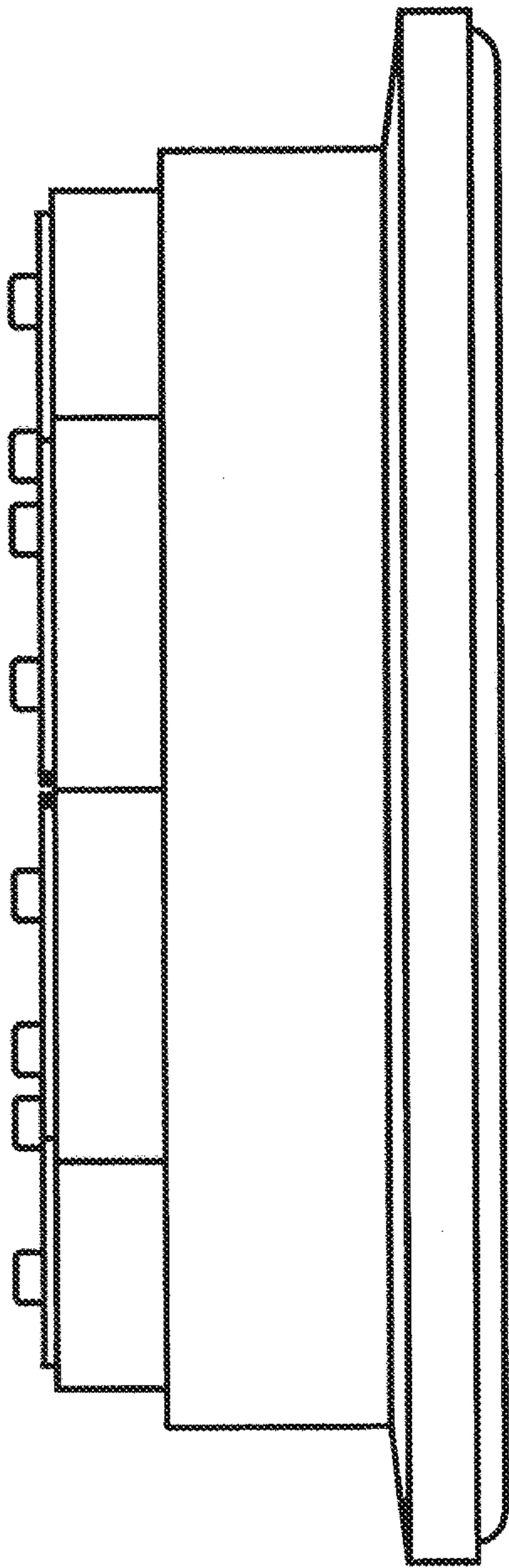


FIG. 6

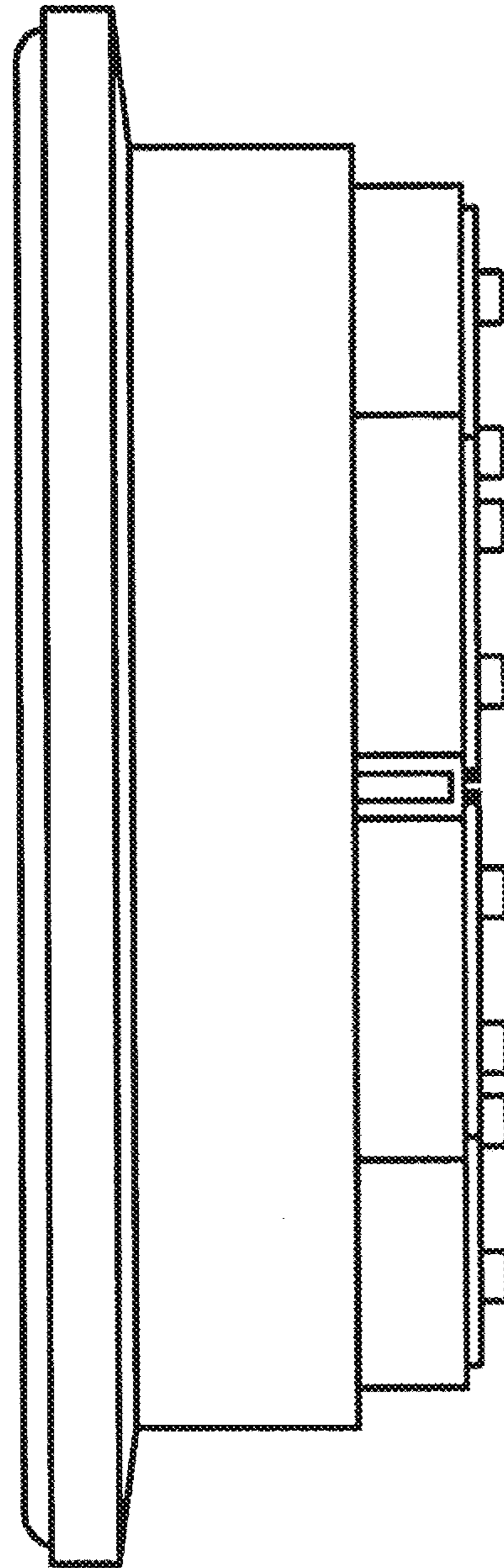


FIG. 7