



US00D788015S

(12) **United States Design Patent** (10) **Patent No.:** **US D788,015 S**
Lovo et al. (45) **Date of Patent:** **** May 30, 2017**

(54) YACHT	4,919,063 A * 4/1990 Hall B63B 1/107 114/274
(71) Applicant: PININFARINA EXTRA S.R.L., Cambiano (TO) (IT)	D315,137 S * 3/1991 Runte D12/303 D315,892 S * 4/1991 Tollefson D12/315 D319,619 S * 9/1991 Kotzebue D12/315 D326,638 S * 6/1992 Farrell D12/315
(72) Inventors: Francesco Lovo, Giaveno (IT); Roberto Cini, Santena (IT); Edgar Alvarez, Turin (IT)	D488,841 S * 4/2004 Yuen D21/542 D548,666 S * 8/2007 Laupman D12/300 D553,071 S * 10/2007 de Rover D12/315 D574,313 S * 8/2008 de Rover D12/300
(73) Assignee: PININFARINA EXTRA S.R.L., Cambiano (Turin) (IT)	D587,641 S * 3/2009 Bouckaert D12/300 D739,332 S * 9/2015 Can D12/315

* cited by examiner

(**) Term: **15 Years**

(21) Appl. No.: **35/500,582**

(22) Filed: **Aug. 10, 2015**

Primary Examiner — Darlington Ly

(74) *Attorney, Agent, or Firm* — Heslin Rothenberg

Farley & Mesiti P.C.; Victor A. Cardona, Esq.

(80) **Hague Agreement Data**

Int. Filing Date: **Aug. 10, 2015**

Int. Reg. No.: **DM/088387**

Int. Reg. Date: **Aug. 10, 2015**

Int. Reg. Pub. Date: **Feb. 12, 2016**

(51) **LOC (10) Cl.** **12-06**

(52) **U.S. Cl.**
USPC **D12/315**

(58) **Field of Classification Search**

USPC D12/300, 301, 304, 315, 317, 318;
D21/542, 543; 114/61.1, 61.31, 61.14,
114/72, 73, 258–262

CPC B63B 1/00; B63B 1/04; B63B 1/06; B63B
1/08; B63B 1/10; B63B 1/38

See application file for complete search history.

(56) **References Cited**

U.S. PATENT DOCUMENTS

4,383,828 A * 5/1983 Wynne B63B 1/08
114/343

D290,949 S * 7/1987 Scarboro D12/315

(57) **CLAIM**

The ornamental design for a yacht, as shown and described.

DESCRIPTION

1.1 is a top, rear, and left-side perspective view of a yacht showing our new design;

1.2 is a top, front, and left-side perspective view thereof;

1.3 is a rear elevation view thereof;

1.4 is a bottom plan view thereof;

1.5 is a front elevation view thereof;


1.6 is a right-side elevation view thereof;

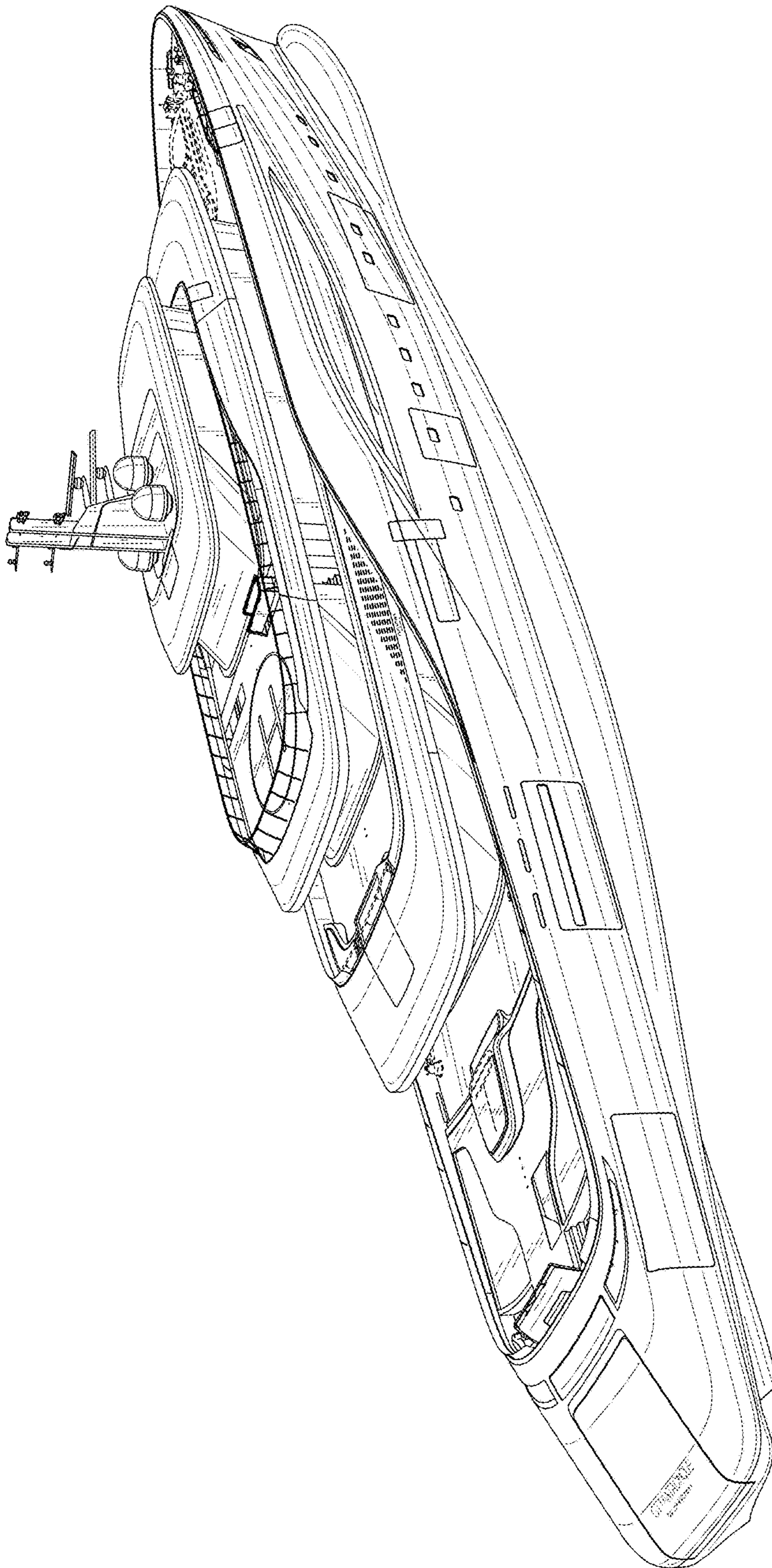
1.7 is a left-side elevation view thereof; and

1.8 is a top plan view thereof.

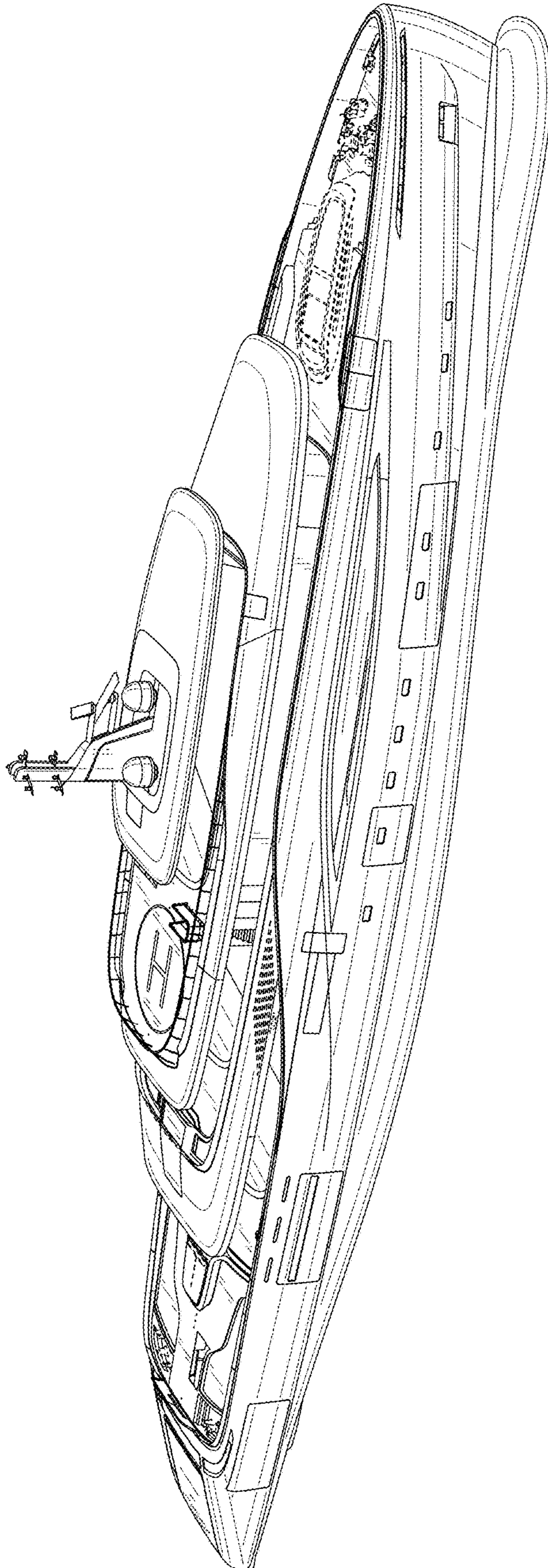
The broken lines in the reproductions/drawings illustrate portions of the yacht that form no part of the claimed design.

1 Claim, 8 Drawing Sheets

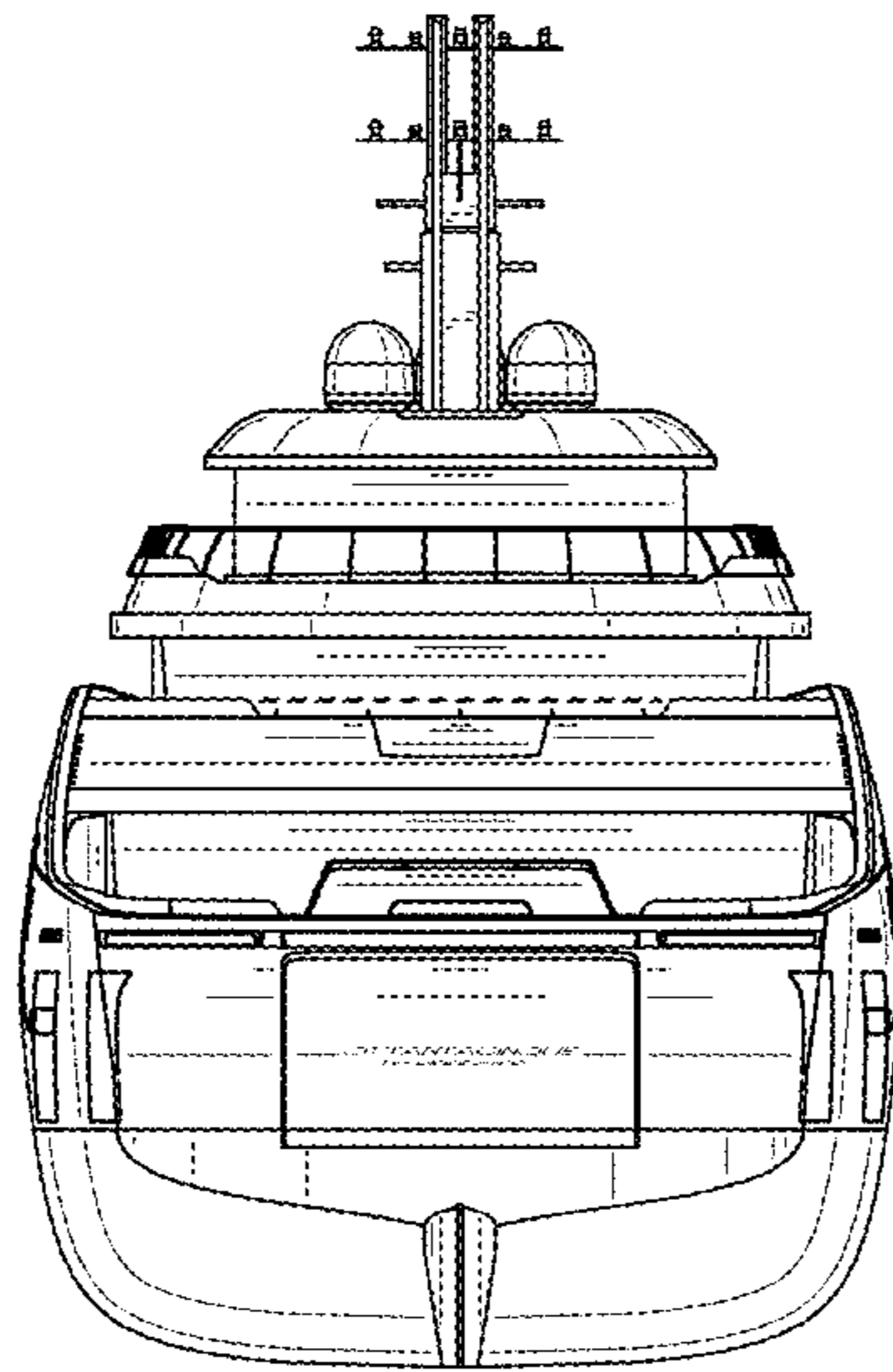




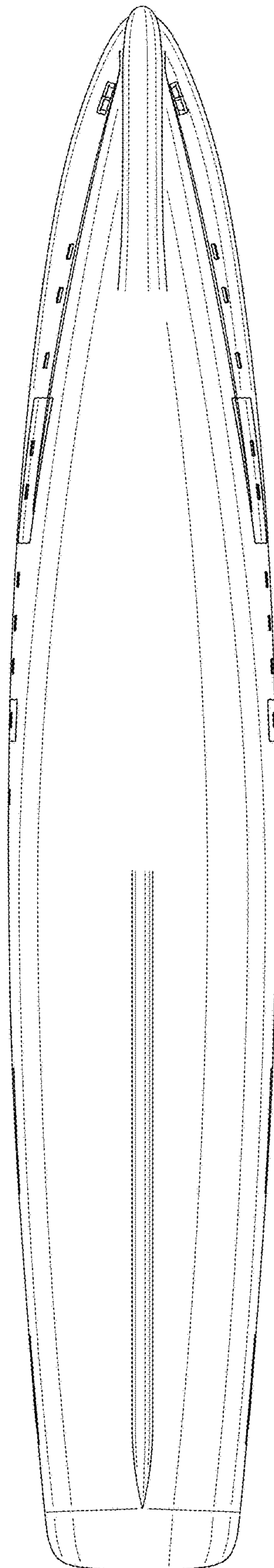
1.1



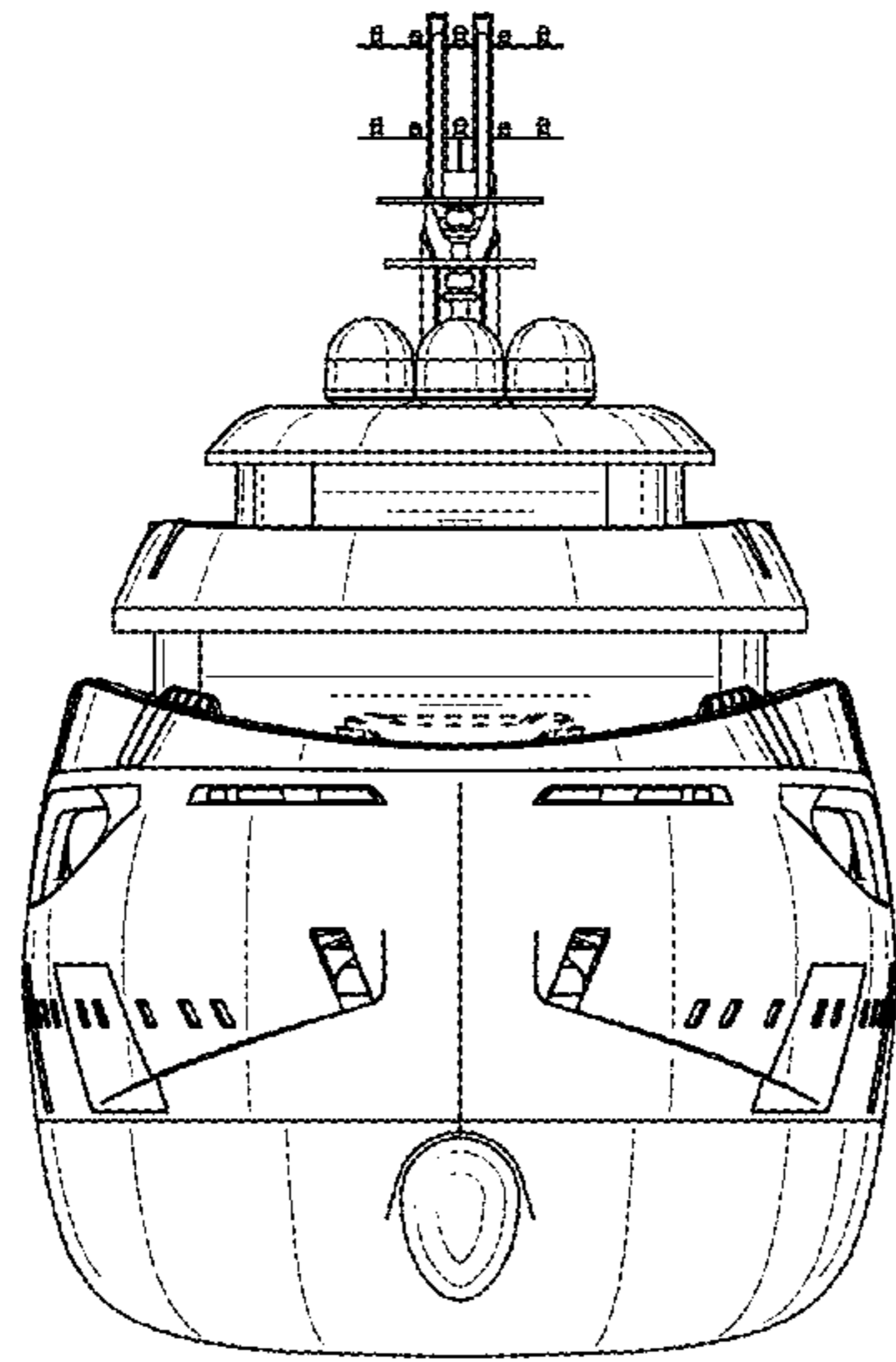
1.2



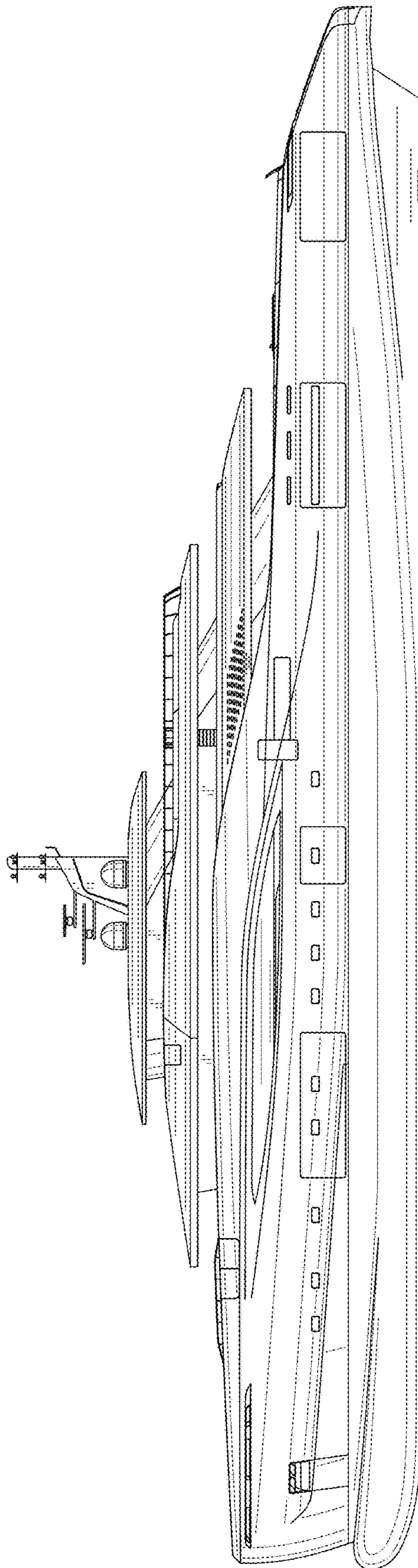
1.3



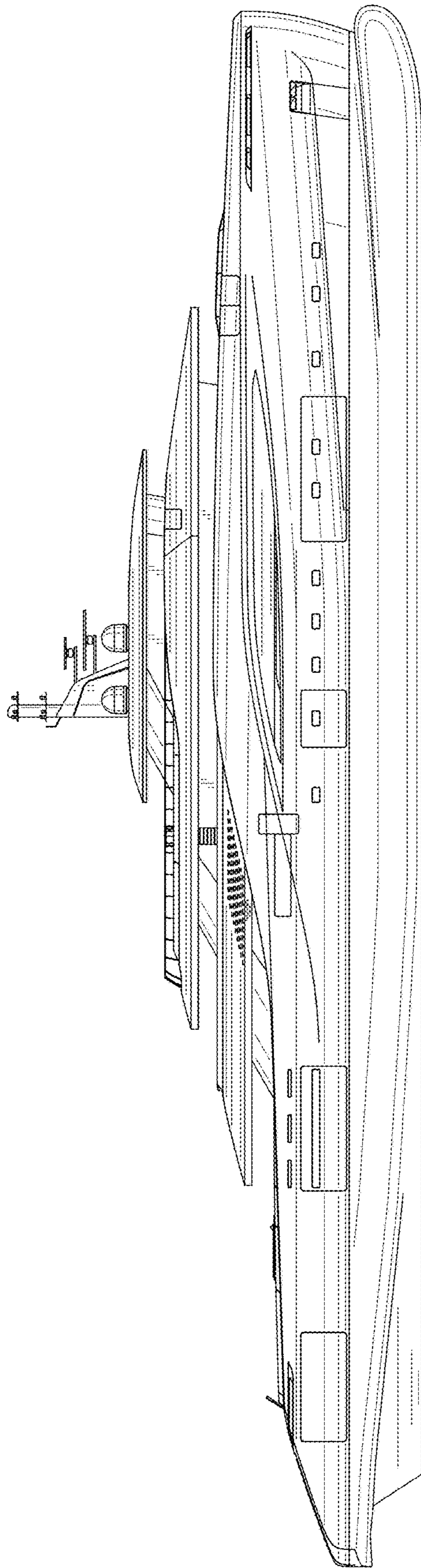
1.4



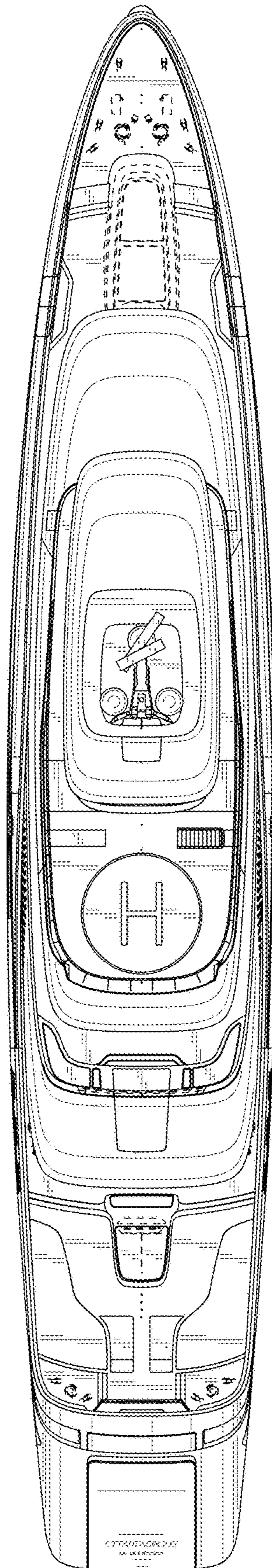
1.5



1.6



1.7



1.8