



US00D787999S

(12) **United States Design Patent**
LeFranc

(10) **Patent No.:** **US D787,999 S**

(45) **Date of Patent:** **** May 30, 2017**

(54) **REAR CONTOURED SEATS**

(71) Applicant: **Faraday&Future Inc.**, Gardena, CA
(US)

(72) Inventor: **Charles LeFranc**, Topenga, CA (US)

(73) Assignee: **FARADAY&FUTURE INC.**, Gardena,
CA (US)

(**) Term: **15 Years**

(21) Appl. No.: **29/559,824**

(22) Filed: **Mar. 31, 2016**

(51) **LOC (10) Cl.** **12-08**

(52) **U.S. Cl.**
USPC **D12/195**

(58) **Field of Classification Search**
USPC D12/195, 193, 414, 190, 196; D10/46,
D10/98, 102-103; D15/17, 28;
D8/302-303
CPC B60J 5/04; B60N 2/466; B60N 2/4693;
B60R 13/0243; B60R 13/02
See application file for complete search history.

(56) **References Cited**

U.S. PATENT DOCUMENTS

- D542,041 S * 5/2007 Moburg D6/356
- D577,644 S * 9/2008 Wyszogrod D12/192
- D632,237 S * 2/2011 Green D12/195
- D666,544 S * 9/2012 Tsay D12/195
- D693,754 S * 11/2013 Balko D12/195
- 8,678,496 B2 * 3/2014 Zorine B60N 2/3013
297/248
- 8,678,497 B2 * 3/2014 Kyogoku B60N 2/206
297/232

- D718,694 S * 12/2014 Karacabey D12/195
- D770,349 S * 11/2016 Ahn D12/195
- D774,319 S * 12/2016 Ingenlath D6/356
- 2005/0012367 A1 * 1/2005 Satani B60N 2/3043
297/232

* cited by examiner

Primary Examiner — Katrina A Betton

(74) *Attorney, Agent, or Firm* — Finnegan, Henderson,
Farabow, Garrett & Dunner, LLP

(57) **CLAIM**

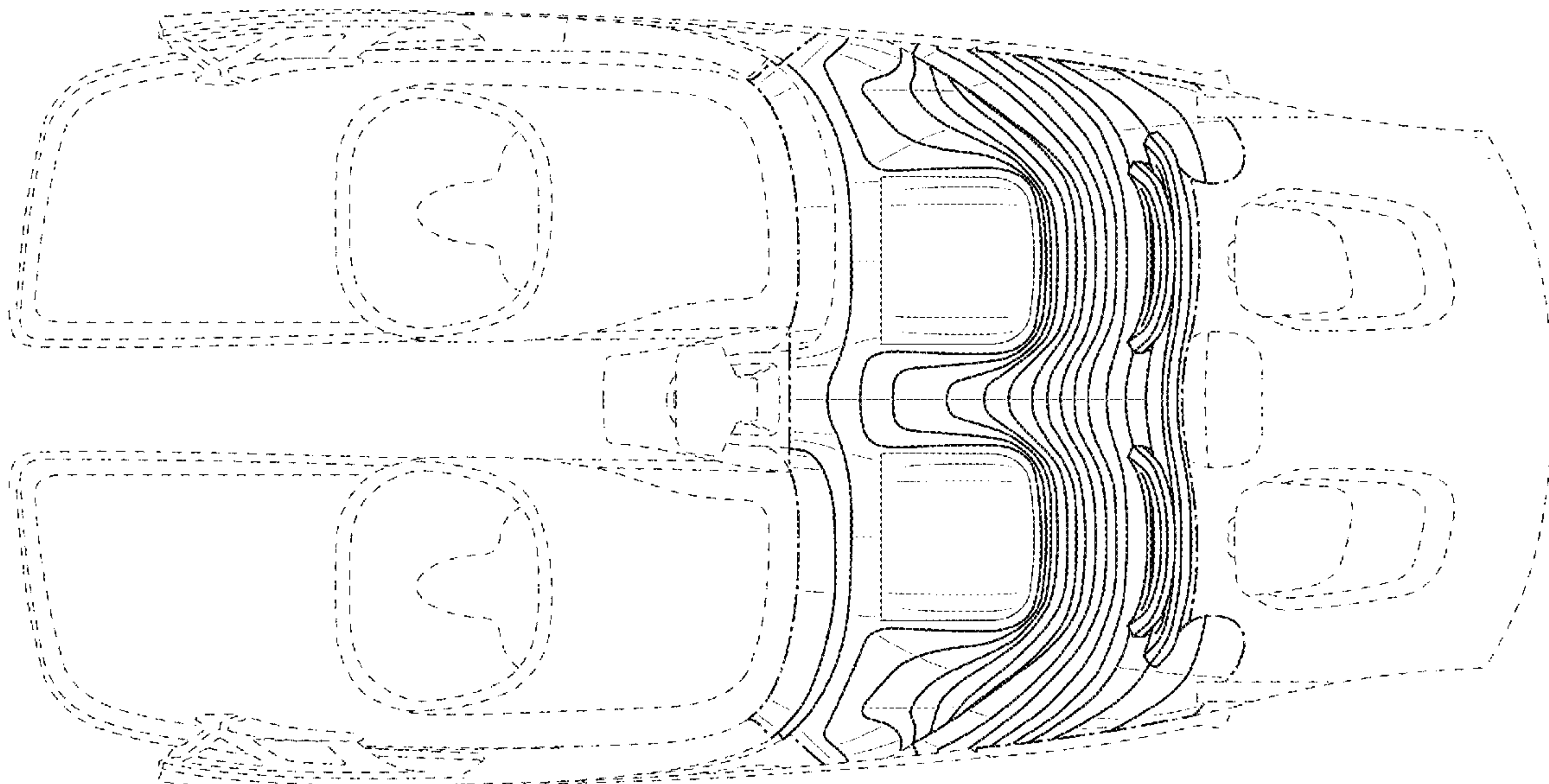
The ornamental design for rear contoured seats, as shown
and described.

DESCRIPTION

FIG. 1 is a top, front, left perspective view of rear contoured
seats, showing my new design;
FIG. 2 is a top, rear, right perspective view thereof;
FIG. 3 is a front elevation view thereof;
FIG. 4 is a rear elevation view thereof;
FIG. 5 is left side view thereof;
FIG. 6 is right side view thereof; and,
FIG. 7 is a top plan view thereof.

The bottom of the rear contoured seats is not seen during
ordinary use and forms no part of the claimed design.
The broken lines of even length shown in the drawings
illustrate portions of the rear contoured seats that form no
part of the claimed design. The uneven length broken lines
illustrate the boundary of the claimed design and form no
part thereof.

1 Claim, 7 Drawing Sheets



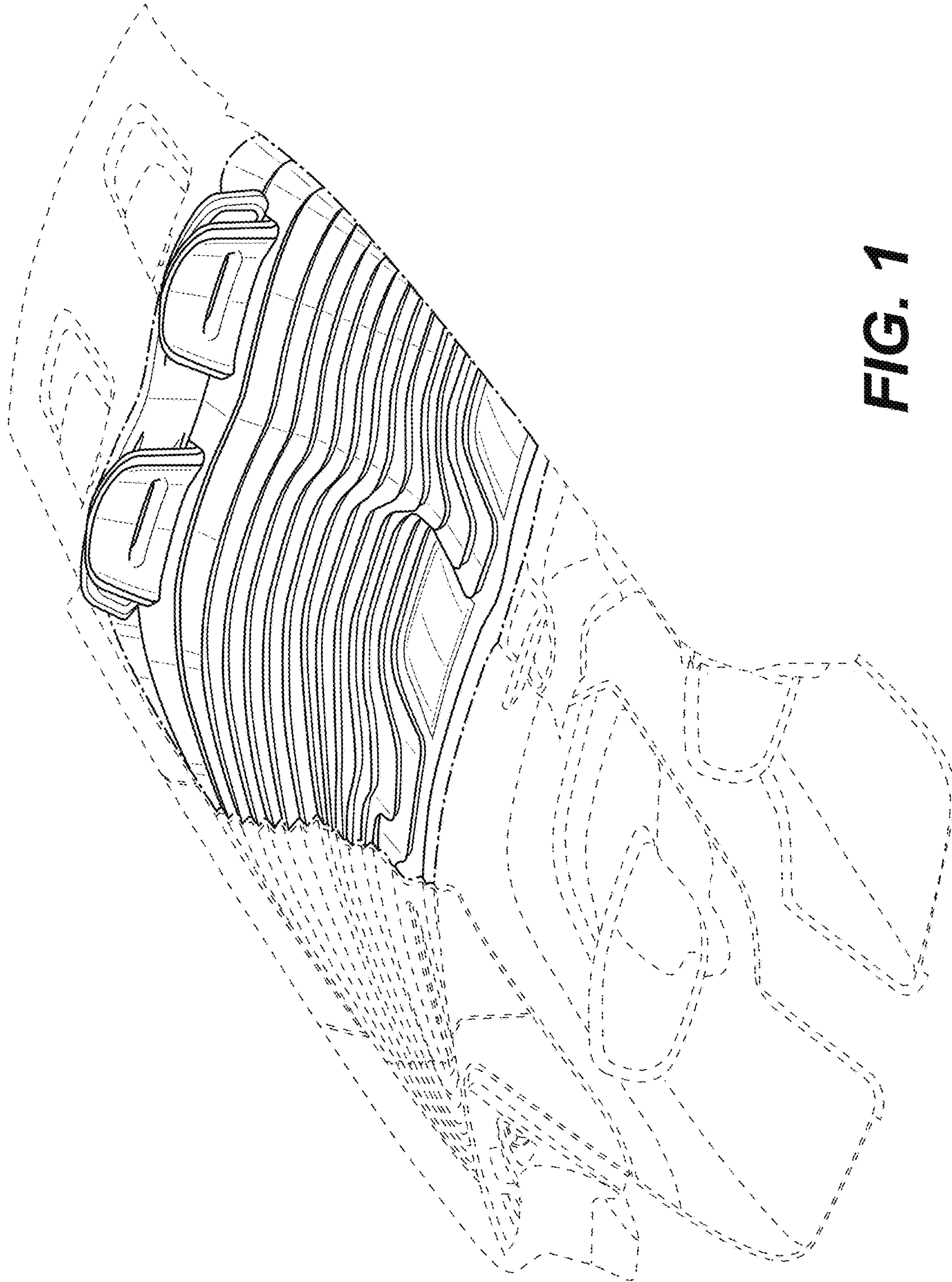


FIG. 1



FIG. 2

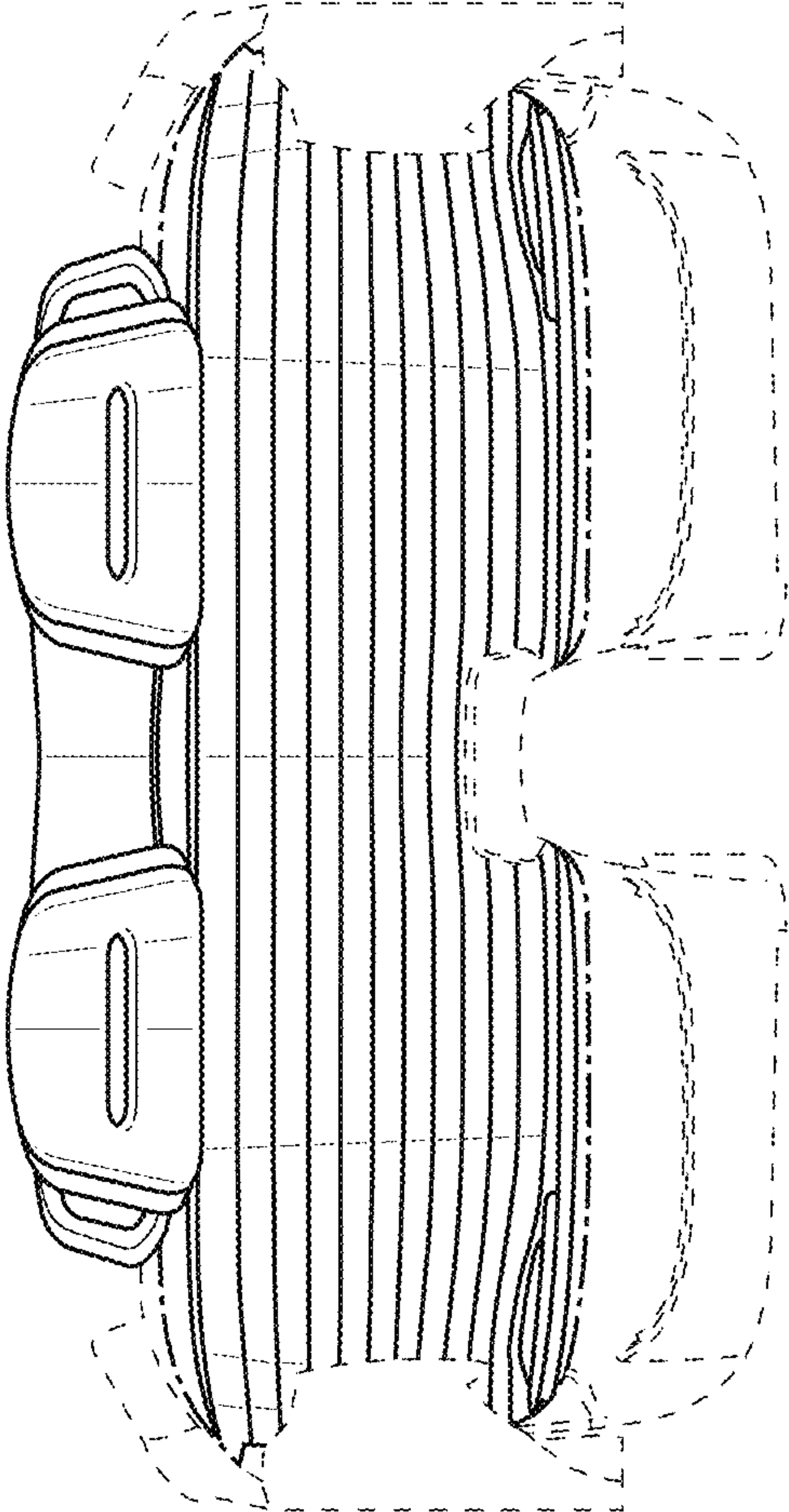


FIG. 3

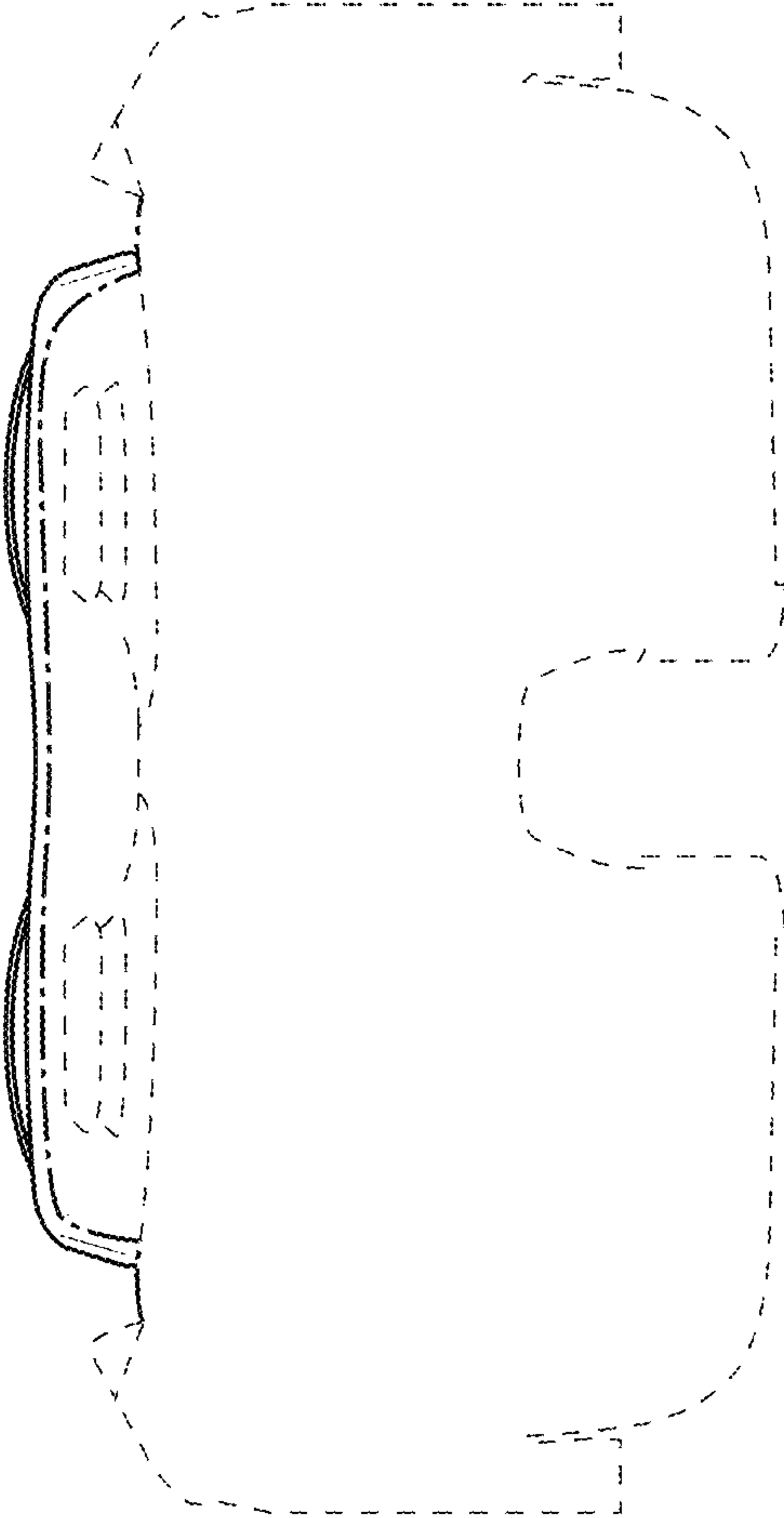


FIG. 4




FIG. 5

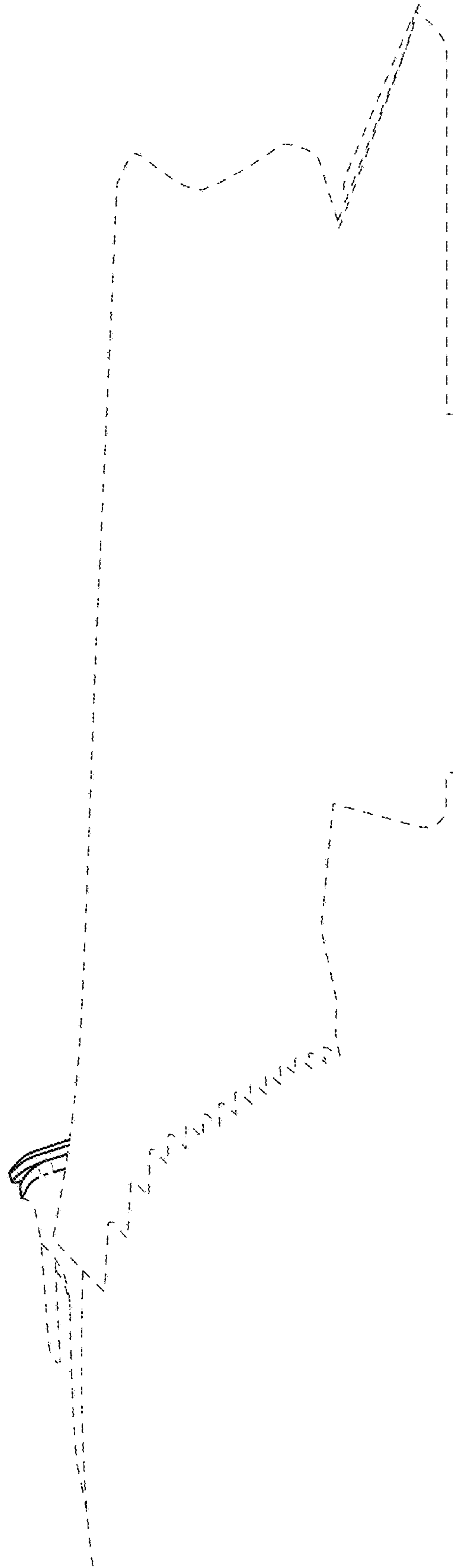


FIG. 6

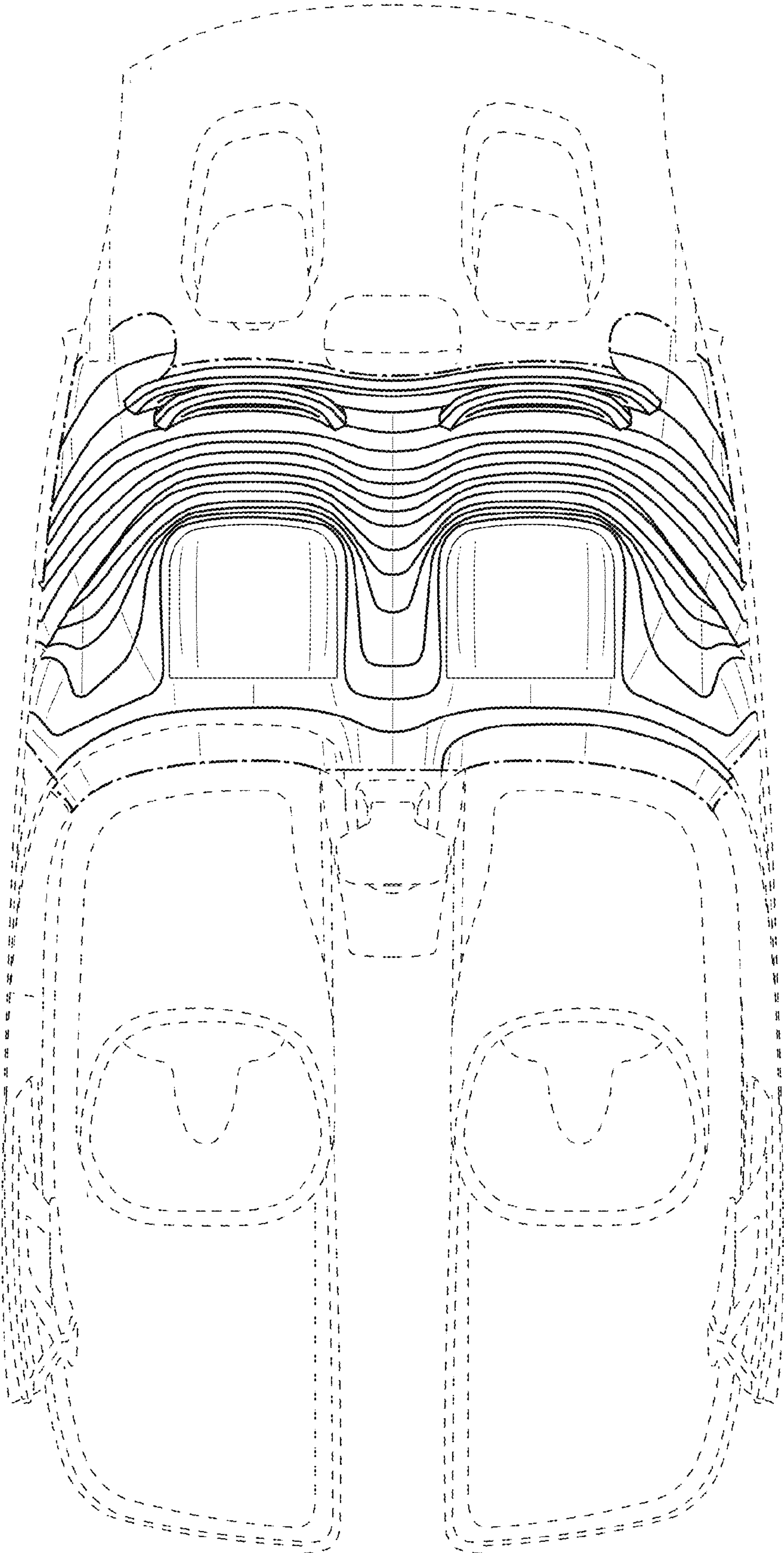


FIG. 7