



US00D787993S

(12) **United States Design Patent** (10) **Patent No.:** **US D787,993 S**
McCabe et al. (45) **Date of Patent:** **** May 30, 2017**

(54) **VEHICLE HOOD**
(71) Applicant: **GM Global Technology Operations LLC, Detroit, MI (US)**
(72) Inventors: **Steven M. McCabe, Rochester Hills, MI (US); Maxwell A. Sullivan, Royal Oak, MI (US)**
(73) Assignee: **GM Global Technology Operations LLC, Detroit, MI (US)**
(**) Term: **15 Years**
(21) Appl. No.: **29/548,446**
(22) Filed: **Dec. 14, 2015**
(51) **LOC (10) Cl.** **12-16**
(52) **U.S. Cl.**
USPC **D12/173**
(58) **Field of Classification Search**
USPC D12/173, 196, 86, 90-92, 181;
180/69.21, 69.2, 69.22; 296/190.1-190.5,
296/190.8, 193.11, 37.6
CPC B62D 25/10; B62D 25/06; B62D 65/02;
B62D 25/12; B60Q 1/00
See application file for complete search history.

D605,978 S 12/2009 Wolff et al.
D608,249 S 1/2010 Peters
D608,690 S 1/2010 Folden et al.
D608,691 S 1/2010 Zak, Jr. et al.
D609,608 S 2/2010 Boniface et al.
D611,387 S 3/2010 Thompson et al.
D611,879 S 3/2010 Kim et al.
D612,297 S 3/2010 Peters et al.
D613,645 S 4/2010 Song et al.
D615,458 S 5/2010 Thompson et al.
D618,595 S 6/2010 Ware et al.
D623,090 S 9/2010 Cox et al.
D627,262 S 11/2010 Ikeda et al.
D635,488 S 4/2011 Phipps
D644,147 S 8/2011 Suh et al.
D644,567 S 9/2011 Kozub
D657,718 S 4/2012 Zipfel et al.
D659,052 S 5/2012 Ware et al.
D659,053 S 5/2012 Ware et al.
D668,182 S 10/2012 Barba Franco et al.
D668,183 S 10/2012 Smart
D678,820 S 3/2013 Son et al.
D678,821 S 3/2013 Ikeda et al.
D680,909 S 4/2013 Munson et al.
D680,910 S 4/2013 David

(Continued)

Primary Examiner — Melody N Brown
(74) *Attorney, Agent, or Firm* — Reising Ethington P.C.

(57) **CLAIM**

The ornamental design for a vehicle hood, as shown and described.

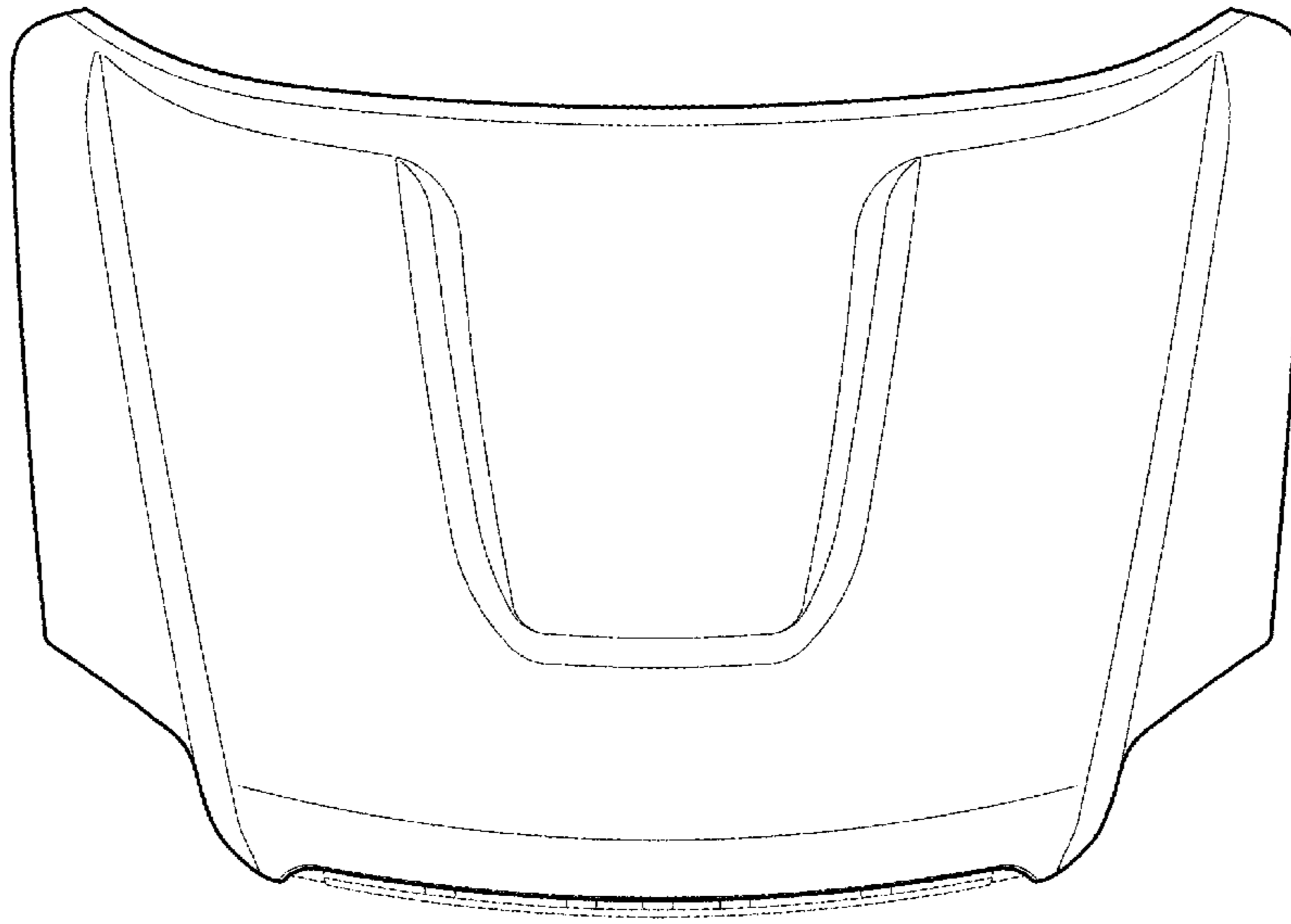
DESCRIPTION

FIG. 1 is a perspective view of the vehicle hood;
FIG. 2 is a top plan view thereof;
FIG. 3 is a front view thereof; and,
FIG. 4 is a left side elevation view thereof, the right side is a mirror image thereof.
In the drawings, the portions shown by broken lines form no part of the claimed design.

1 Claim, 2 Drawing Sheets

(56) **References Cited**
U.S. PATENT DOCUMENTS

D570,742 S 6/2008 Takagi et al.
D592,105 S 5/2009 Dean et al.
D597,447 S 8/2009 Folden
D600,595 S 9/2009 Nakamura et al.
D601,925 S 10/2009 O'Donnell
D603,755 S 11/2009 Peters
D604,203 S 11/2009 O'Donnell
D605,082 S 12/2009 Munson
D605,083 S 12/2009 Manoogian, II et al.
D605,977 S 12/2009 Zipfel et al.



(56)

References Cited

U.S. PATENT DOCUMENTS

D684,899 S 6/2013 Baker
 D686,536 S 7/2013 McCabe et al.
 D692,798 S 11/2013 Thurber
 D692,799 S 11/2013 Smith et al.
 D696,157 S 12/2013 Loeb
 D699,629 S 2/2014 Ikeda et al.
 D700,871 S 3/2014 O'Donnell et al.
 D703,103 S 4/2014 Lee
 D704,103 S 5/2014 Mack et al.
 D705,132 S 5/2014 Ware et al.
 D705,699 S 5/2014 Ware et al.
 D707,595 S * 6/2014 Kavaja D12/173
 D713,298 S 9/2014 Dyson
 D713,764 S 9/2014 Ferlazzo et al.
 D716,696 S 11/2014 Thole et al.
 D716,706 S 11/2014 Thole et al.
 D716,709 S 11/2014 Thole et al.
 D717,696 S 11/2014 Thole et al.
 D718,189 S 11/2014 Krieg et al.
 D718,683 S 12/2014 Thole et al.
 D722,282 S 2/2015 Loeb
 D722,533 S 2/2015 Thole et al.
 D722,534 S 2/2015 Munson et al.

D724,510 S 3/2015 McMahan et al.
 D725,001 S 3/2015 McMahan et al.
 D726,591 S 4/2015 Jacob
 D730,776 S 6/2015 Smart
 D730,783 S 6/2015 Henriques et al.
 D732,427 S 6/2015 Loeb
 D732,429 S 6/2015 Loeb
 D732,430 S 6/2015 Loeb
 D732,431 S 6/2015 Loeb
 D732,432 S 6/2015 Aengenheyster
 D732,433 S 6/2015 Aengenheyster
 D732,435 S 6/2015 Mackay
 D733,002 S 6/2015 Loeb
 D735,611 S 8/2015 Aengenheyster
 D735,627 S 8/2015 Smith
 D736,451 S 8/2015 Smith
 D739,306 S 9/2015 McMahan et al.
 D739,317 S 9/2015 McMahan et al.
 D741,223 S 10/2015 Kim et al.
 D743,309 S 11/2015 Thole et al.
 D743,313 S 11/2015 Smith et al.
 D743,314 S 11/2015 Thole et al.
 D743,857 S 11/2015 McMahan et al.
 D744,158 S 11/2015 Willett et al.
 D745,086 S 12/2015 Finos et al.
 D775,021 S * 12/2016 Harriton D12/173

* cited by examiner

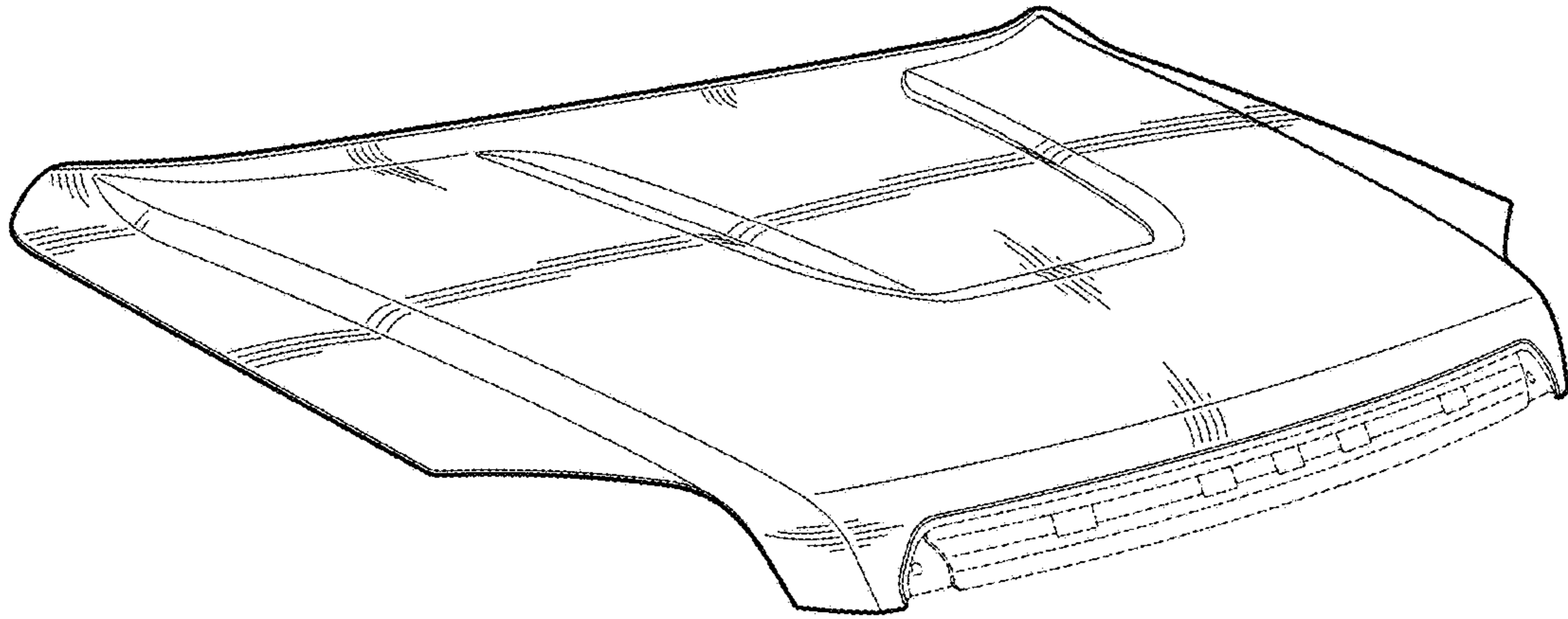


FIG. 1

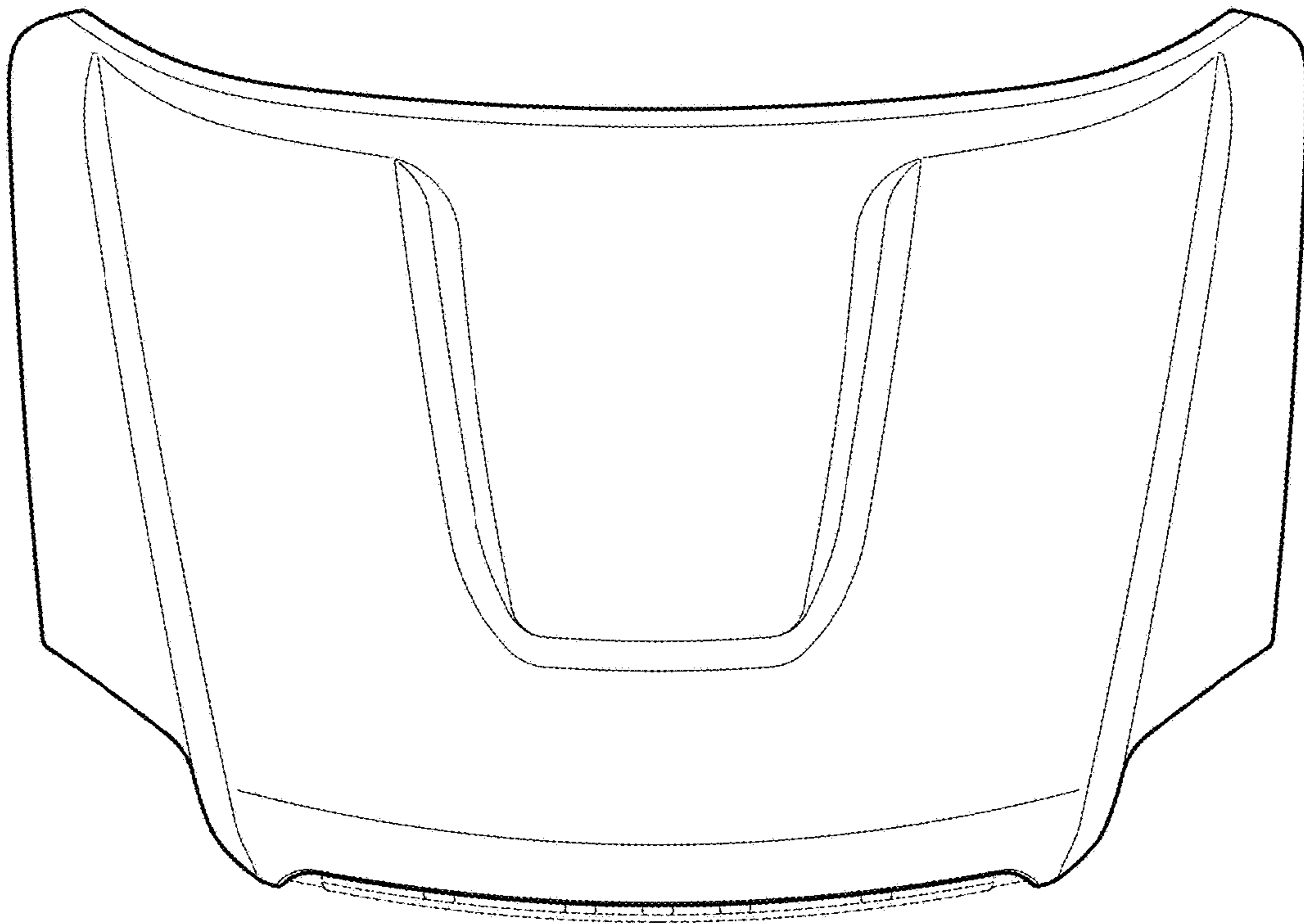


FIG. 2




FIG. 3




FIG. 4