



US00D787991S

(12) **United States Design Patent** (10) **Patent No.:** **US D787,991 S**
Lee et al. (45) **Date of Patent:** **** May 30, 2017**

(54) **FRONT BUMPER FOR AUTOMOBILE**

D680,922 S * 4/2013 Jara D12/169
D701,476 S * 3/2014 Kurisu D12/169
D716,200 S * 10/2014 Pevovar D12/169
D756,276 S * 5/2016 Minamisawa D12/169

(71) Applicant: **Kia Motors Corporation**, Seoul (KR)

(72) Inventors: **Jin Wook Lee**, Gyeonggi-do (KR);
Mun Hyo Yoon, Gyeonggi-do (KR)

* cited by examiner

(73) Assignee: **Kia Motors Corporation**, Seoul (KR)

Primary Examiner — Melody N Brown

(**) Term: **15 Years**

(74) *Attorney, Agent, or Firm* — Mintz Levin Cohn Ferris
Glovsky and Popeo, P.C.; Kongsik Kim

(21) Appl. No.: **29/547,378**

(57) **CLAIM**

The ornamental design for a front bumper for automobile, as shown and described.

(22) Filed: **Dec. 3, 2015**

DESCRIPTION

(30) **Foreign Application Priority Data**

Jul. 16, 2015 (KR) 30-2015-0035980

(51) **LOC (10) Cl.** **12-16**

(52) **U.S. Cl.**
USPC **D12/169**

(58) **Field of Classification Search**
USPC D12/169, 216, 90-92, 86, 171, 196, 163;
293/102, 113, 115, 117, 120; 296/180.1,
296/180.2

CPC .. B60R 19/52; B60R 2019/25; B62D 25/0845
See application file for complete search history.

FIG. 1 is a perspective view of a front bumper for automobile according to the present invention.

FIG. 2 is another perspective view of the front bumper for automobile of FIG. 1.

FIG. 3 is a front view of the front bumper for automobile of FIG. 1.

FIG. 4 is a rear view of the front bumper for automobile of FIG. 1.

FIG. 5 is a left side view of the front bumper for automobile of FIG. 1.

FIG. 6 is a right side view of the front bumper for automobile of FIG. 1.

FIG. 7 is a top view of the front bumper for automobile of FIG. 1; and,

FIG. 8 is a bottom view of the front bumper for automobile of FIG. 1.

(56) **References Cited**

U.S. PATENT DOCUMENTS

D616,794 S * 6/2010 Borkert D12/169
D647,440 S * 10/2011 Murakawa D12/169

1 Claim, 8 Drawing Sheets

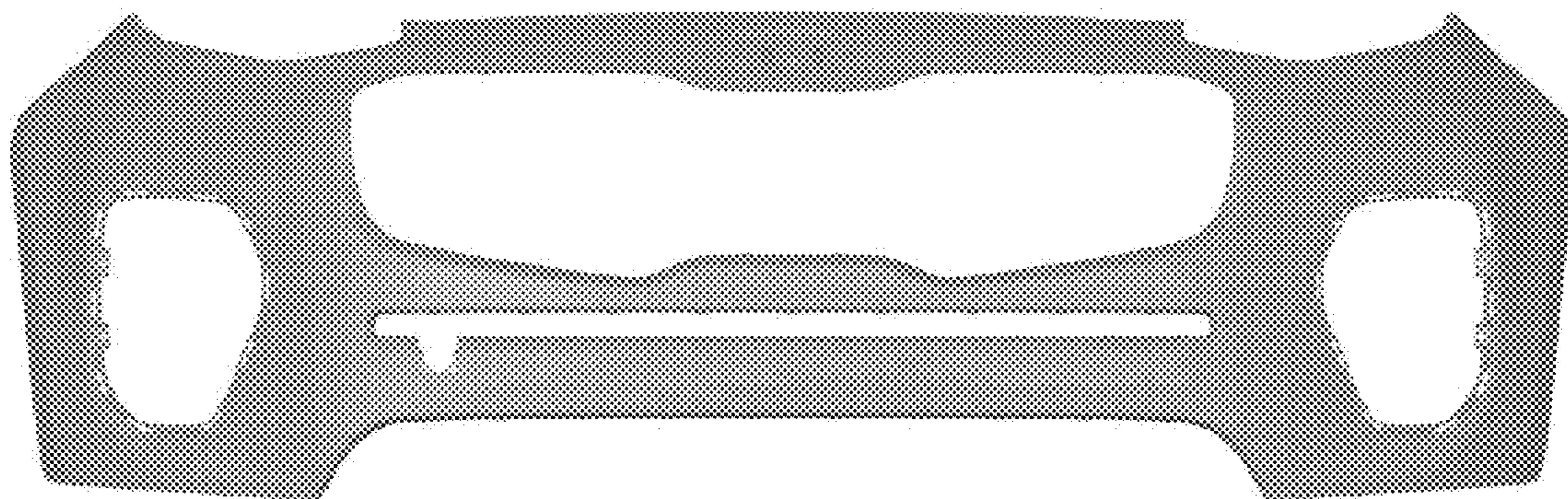


FIG. 1




FIG. 2




FIG. 3

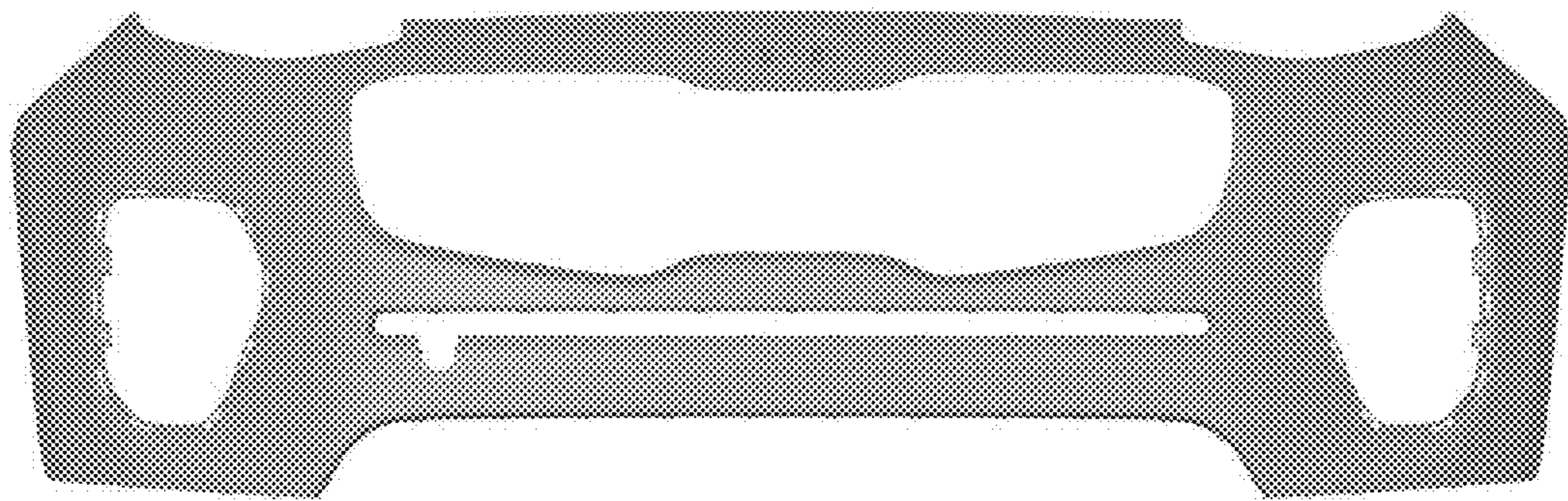


FIG. 4

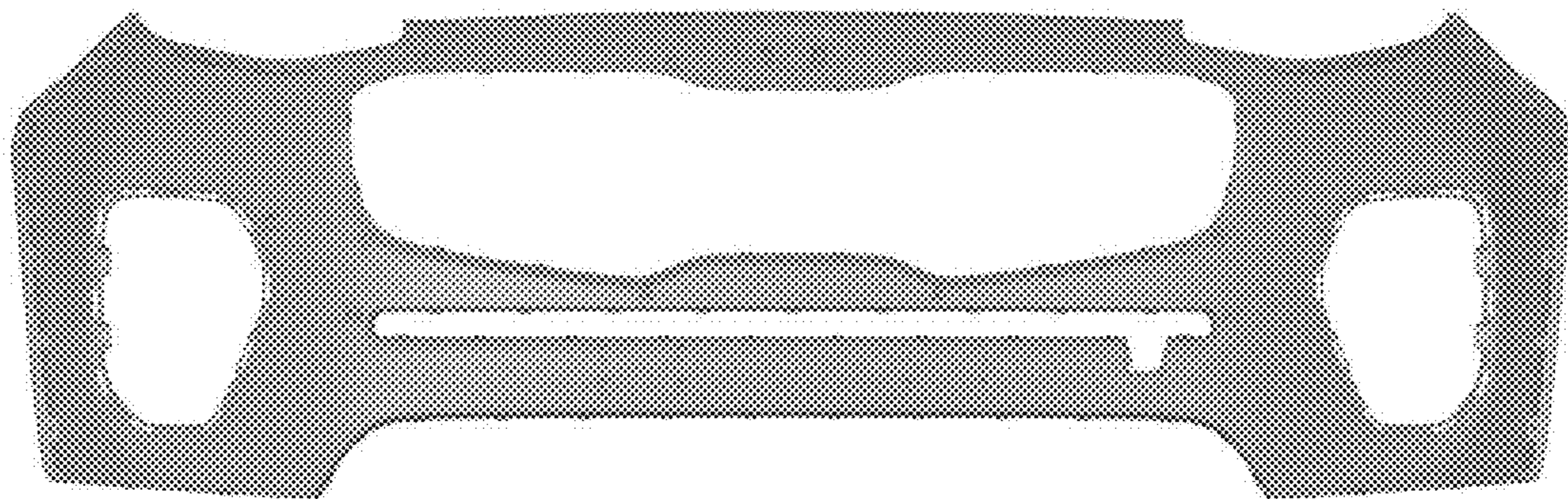


FIG. 5




FIG. 6




FIG. 7

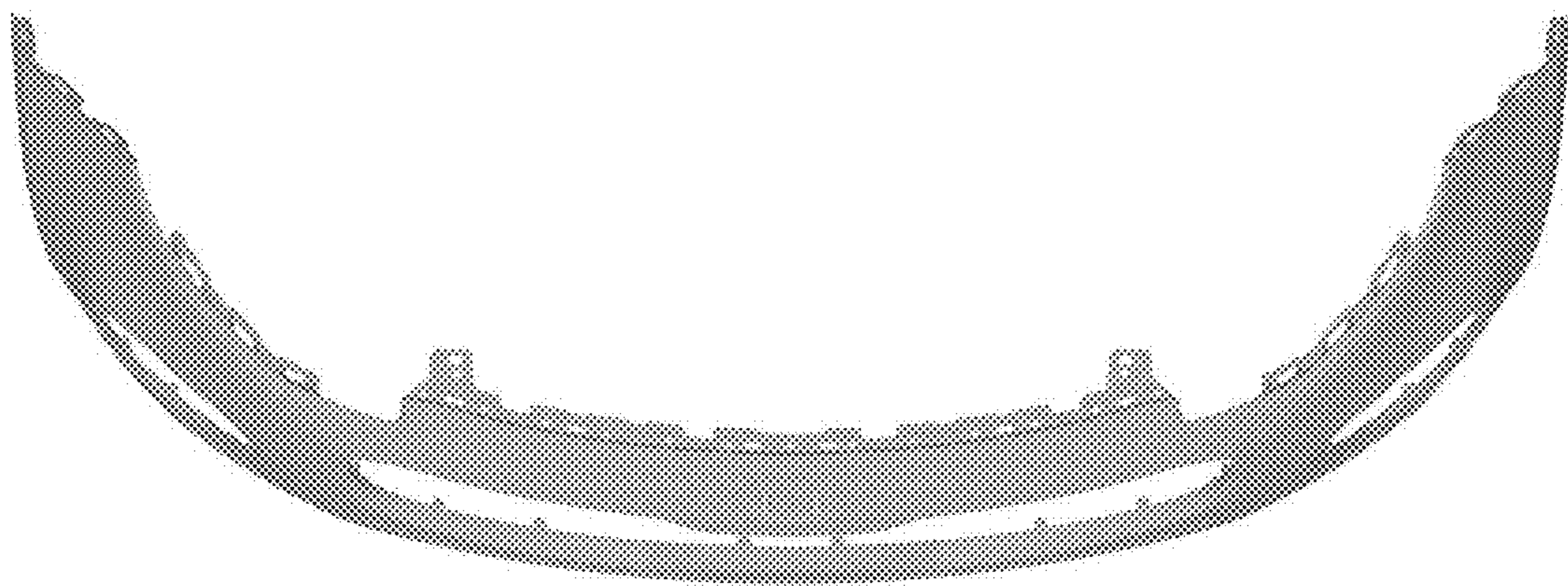


FIG. 8

