



US00D787979S

(12) **United States Design Patent**
Bonner

(10) **Patent No.:** **US D787,979 S**

(45) **Date of Patent:** **** May 30, 2017**

(54) **JEWELRY PRODUCT**

(71) Applicant: **Robert Jason Bonner**, Miramar, FL
(US)

(72) Inventor: **Robert Jason Bonner**, Miramar, FL
(US)

(73) Assignee: **National Chain Company**, Warwick,
RI (US)

(**) Term: **15 Years**

(21) Appl. No.: **29/542,875**

(22) Filed: **Oct. 19, 2015**

(51) **LOC (10) Cl.** **11-01**

(52) **U.S. Cl.**
USPC **D11/94**

(58) **Field of Classification Search**
USPC D11/1-25, 32, 93, 94; 59/78, 79.2;
63/1.11, 3, 3.1, 3.2, 5.1, 5.2, 7-11;
224/175; D10/30-32
CPC A44C 5/02-5/246
See application file for complete search history.

(56) **References Cited**

U.S. PATENT DOCUMENTS

D187,812 S * 5/1960 Randall D11/15
D252,865 S * 9/1979 Barr D11/13

D366,007 S * 1/1996 Colpo D11/87
D378,069 S * 2/1997 Koven D11/87
D390,496 S * 2/1998 Olsen D11/87
D562,719 S * 2/2008 Giannini D11/86
D567,704 S * 4/2008 Martin D11/87

* cited by examiner

Primary Examiner — Zenia Bennett

(74) *Attorney, Agent, or Firm* — Salter & Michaelson

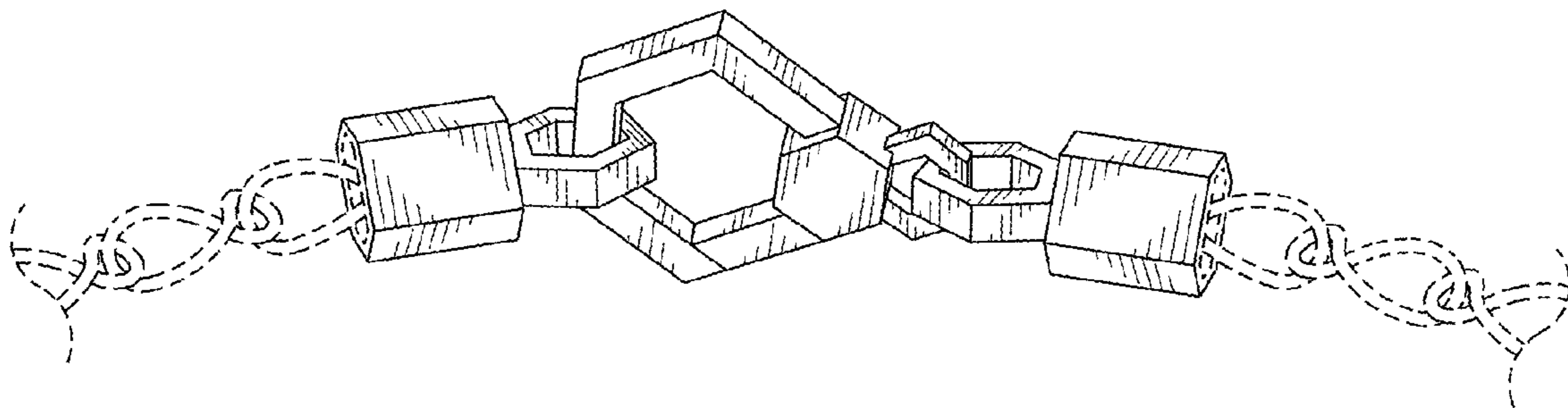
(57) **CLAIM**

The ornamental design for a jewelry product, as shown and described.

DESCRIPTION

FIG. 1 is a perspective view of a jewelry product;
FIG. 2 is a front elevational view thereof;
FIG. 3 is a rear elevational view thereof;
FIG. 4 is a left side elevational view thereof;
FIG. 5 is a right side elevational view thereof;
FIG. 6 is a top plan view thereof; and,
FIG. 7 is a bottom plan view thereof.
The broken lines shown in the drawing views are included for the purpose of showing environmental structure that forms no part of the claimed design.

1 Claim, 3 Drawing Sheets



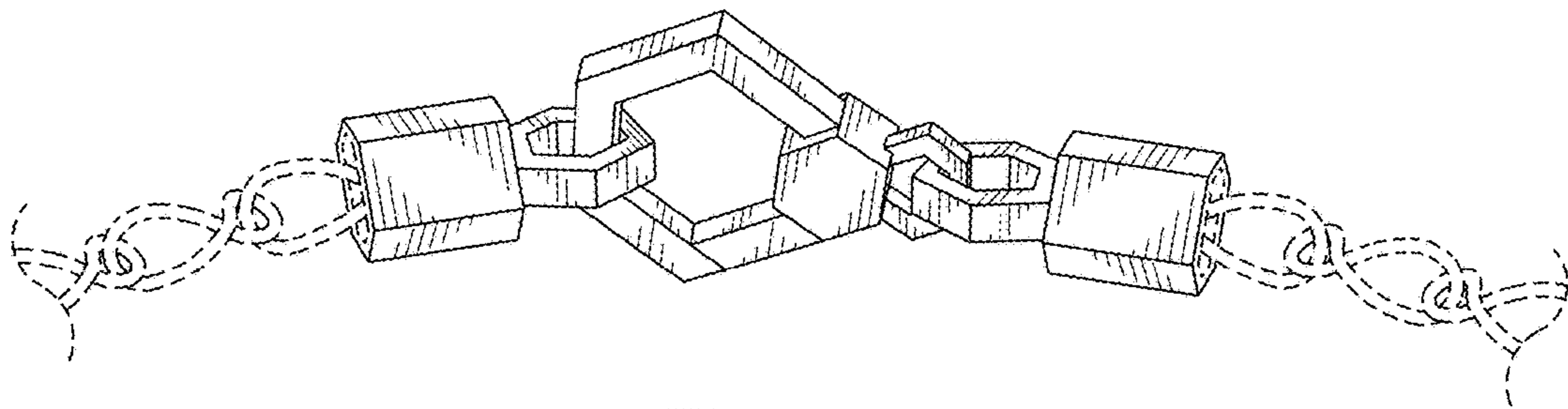


FIG. 1

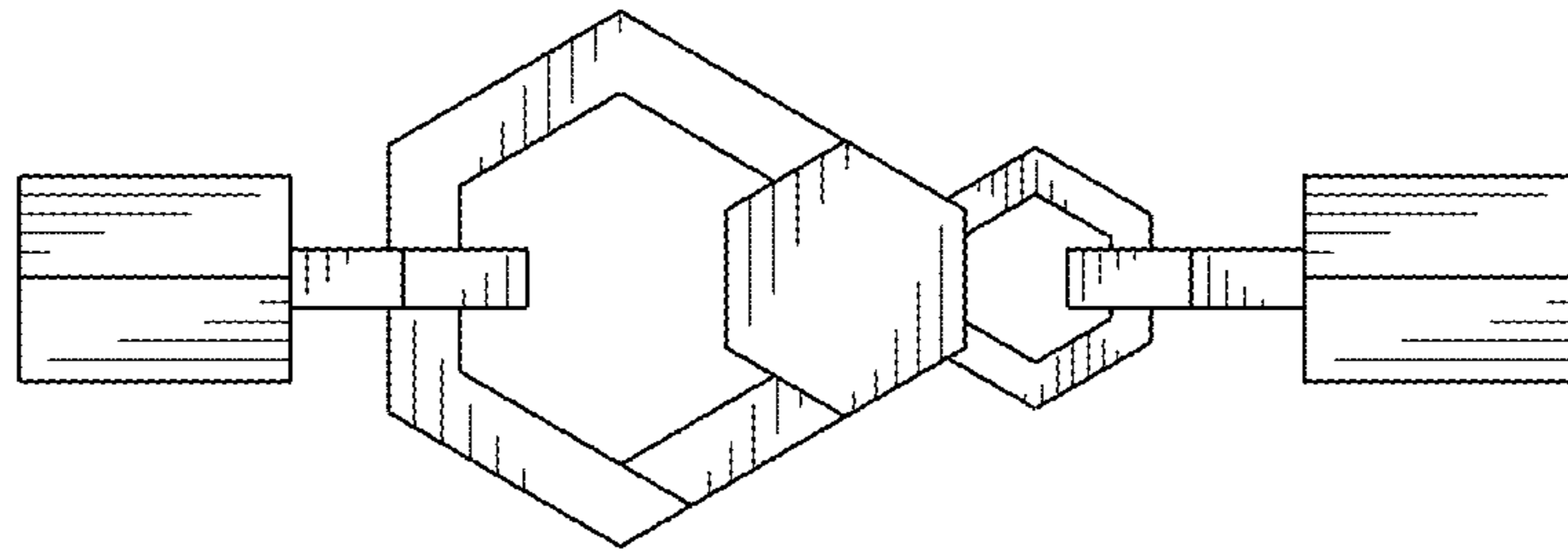


FIG. 2

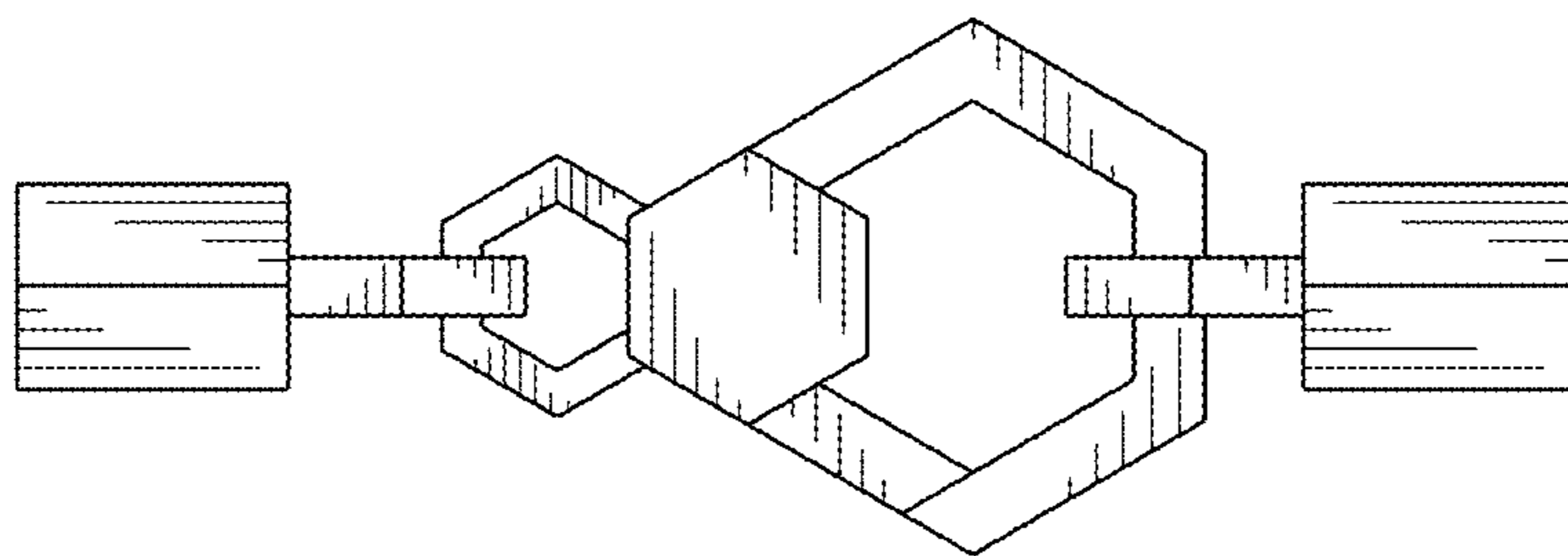


FIG. 3

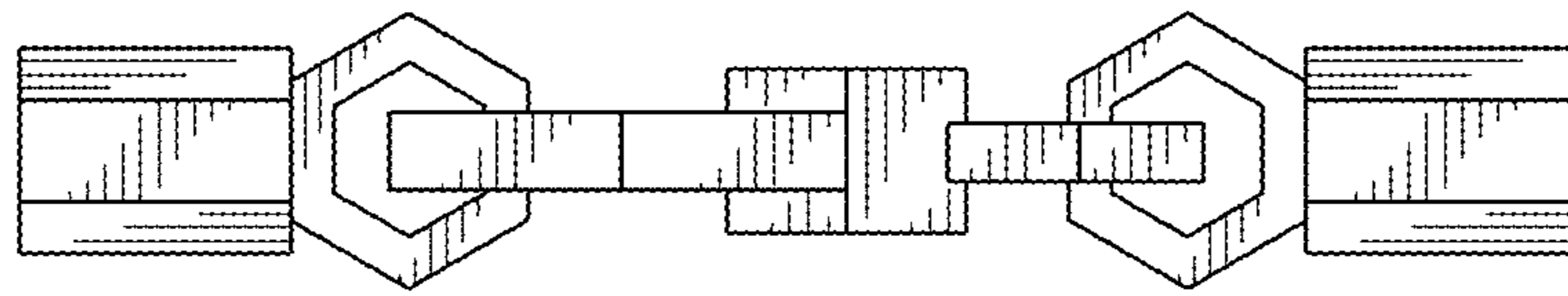


FIG. 4

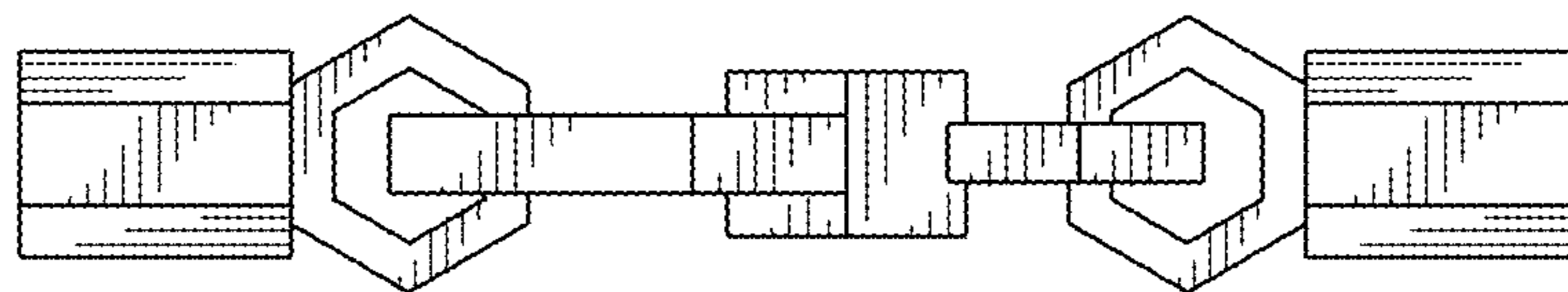


FIG. 5

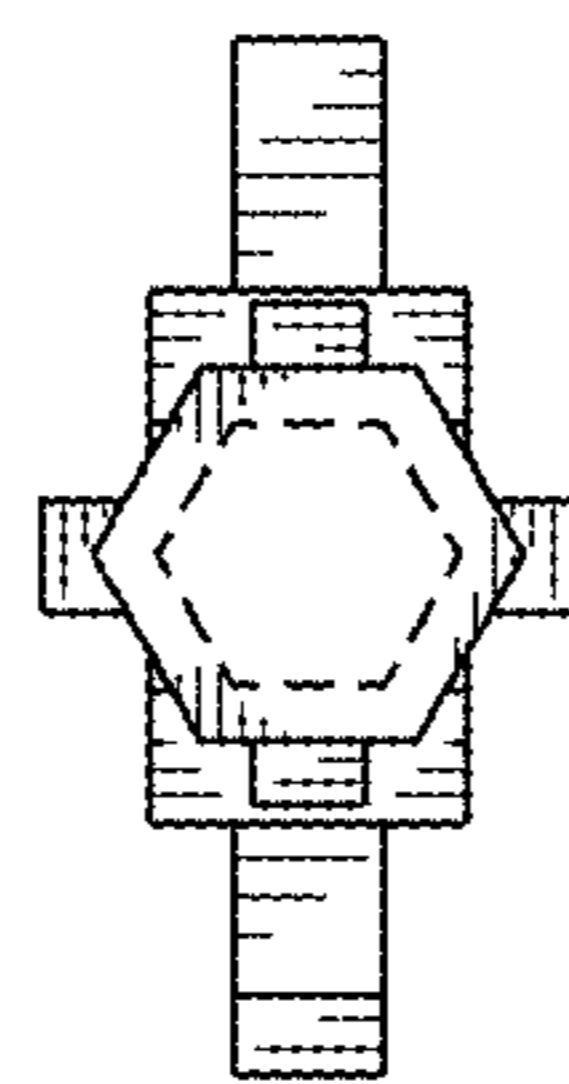


FIG. 6

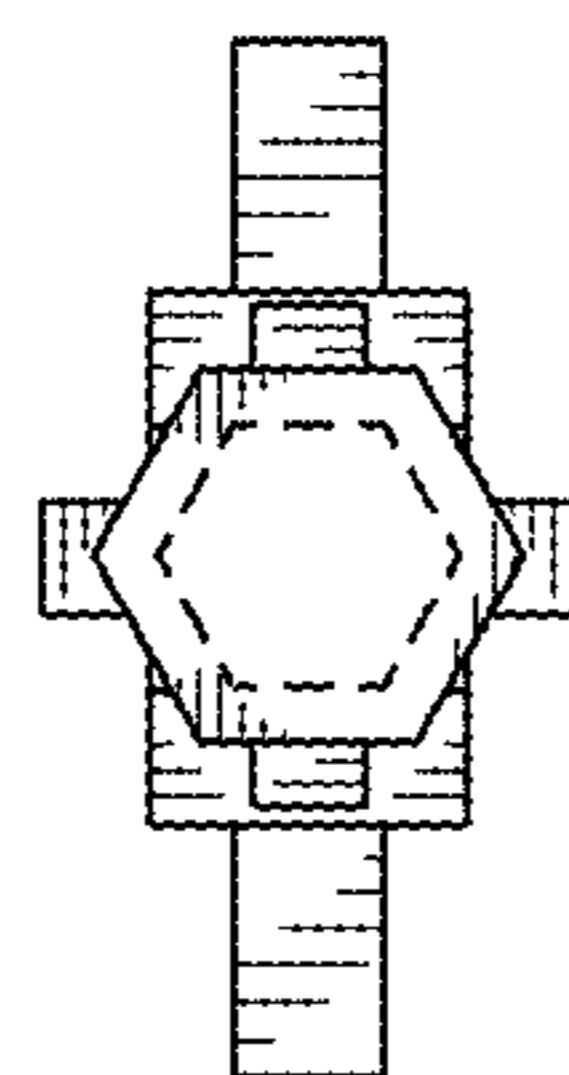


FIG. 7