



US00D787972S

(12) **United States Design Patent**
Gaynes et al.

(10) **Patent No.:** **US D787,972 S**

(45) **Date of Patent:** **** May 30, 2017**

(54) **TWO STONE SETTING**

(71) Applicant: **SIGNET GROUP SERVICES US INC.**, Akron, OH (US)

(72) Inventors: **David Gaynes**, Cliffside Park, NJ (US);
Anne M. Rush, Fort Lee, NJ (US);
Ananda Heller, Secaucus, NJ (US)

(73) Assignee: **SIGNET GROUP SERVICES US INC.**, Akron, OH (US)

(**) Term: **15 Years**

(21) Appl. No.: **29/540,668**

(22) Filed: **Sep. 25, 2015**

(51) **LOC (10) Cl.** **11-01**

(52) **U.S. Cl.**

USPC **D11/34**

(58) **Field of Classification Search**

USPC D11/1-5, 26-39, 91-92; 63/15-15.4

CPC .. A44C 9/00; A44C 9/02; A44C 27/00; A44C
17/02; A44C 17/04; A44C 5/00; A44C
15/002; A44C 17/00

See application file for complete search history.

(56) **References Cited**

U.S. PATENT DOCUMENTS

D354,697 S * 1/1995 Andrau D11/28
D420,936 S * 2/2000 Murray D11/92

D660,742 S * 5/2012 Papadimitriou D11/34
D701,136 S * 3/2014 Dholakiya D11/34
D701,137 S * 3/2014 Dholakiya D11/34

* cited by examiner

Primary Examiner — Ralf Seifert

(74) *Attorney, Agent, or Firm* — Holland & Hart LLP

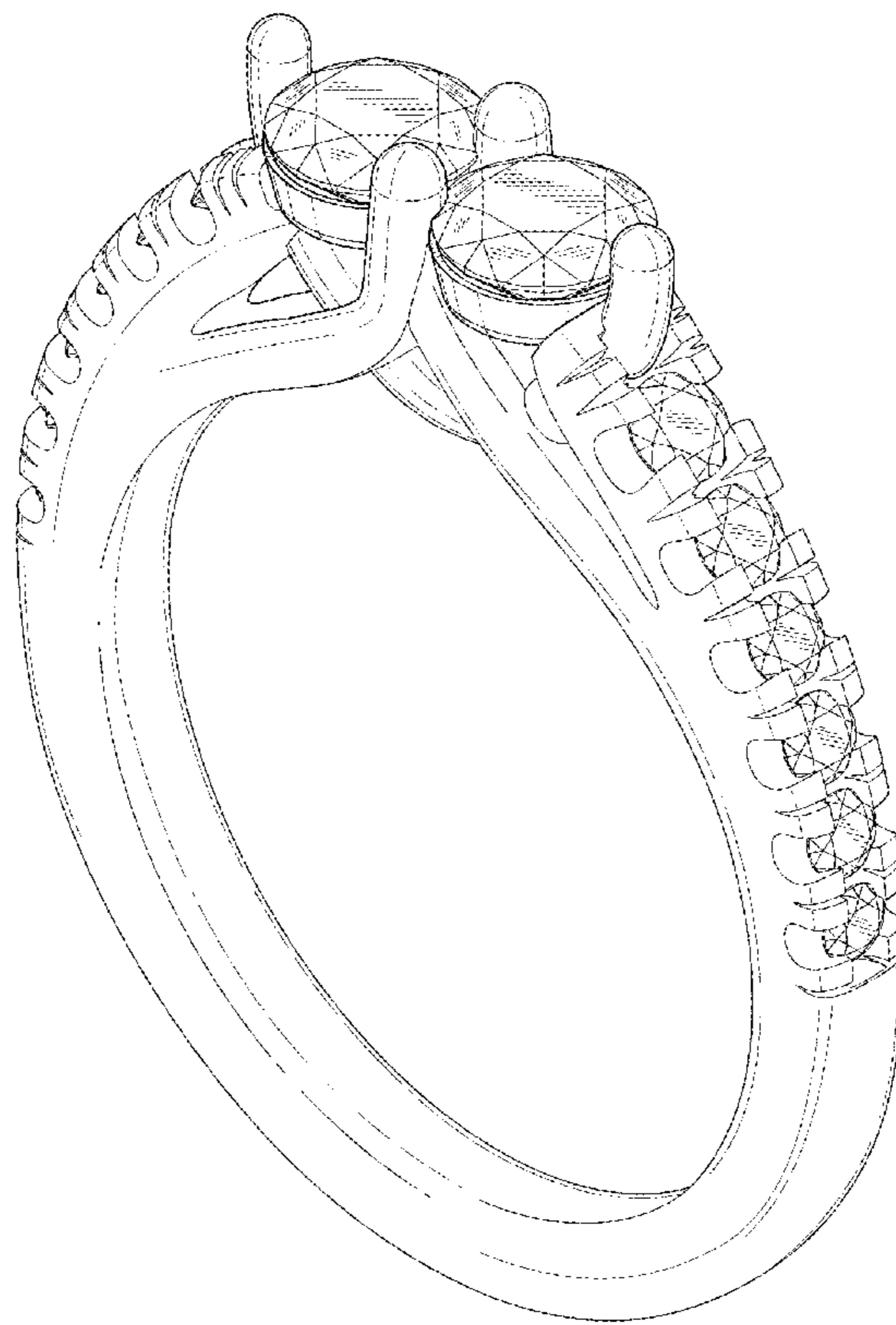
(57) **CLAIM**

The ornamental design for a two stone setting, as shown and described.

DESCRIPTION

FIG. 1 is a top perspective view of a two stone setting according to the present invention; FIG. 2 is a bottom perspective view thereof; FIG. 3 is a front view thereof; FIG. 4 is a rear side view thereof; FIG. 5 is a right side view thereof; FIG. 6 is a left side view thereof; FIG. 7 is a top view thereof; and, FIG. 8 is a bottom view thereof. The broken lines shown in the figures illustrate unclaimed portions of the design.

1 Claim, 8 Drawing Sheets



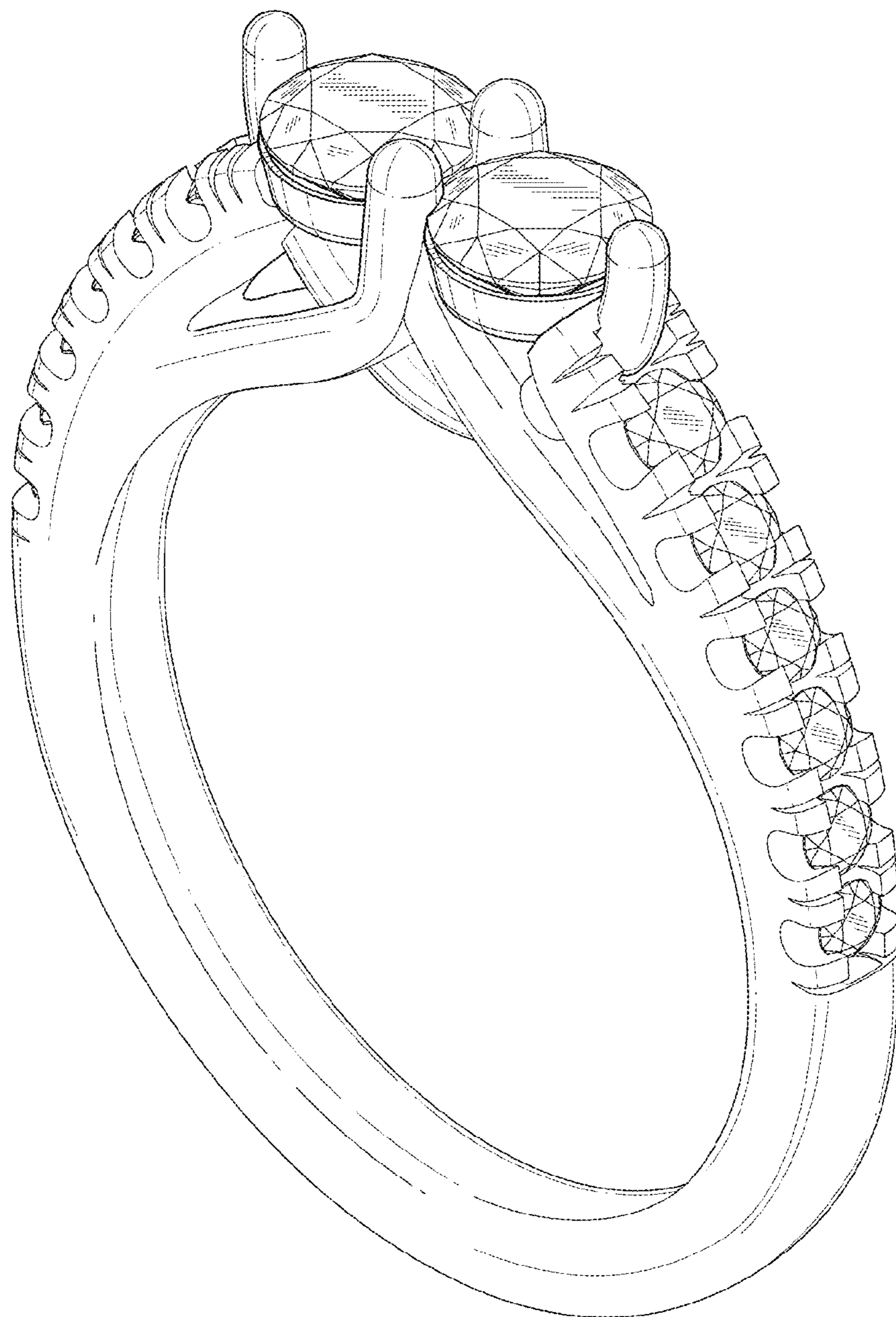


FIG. 1

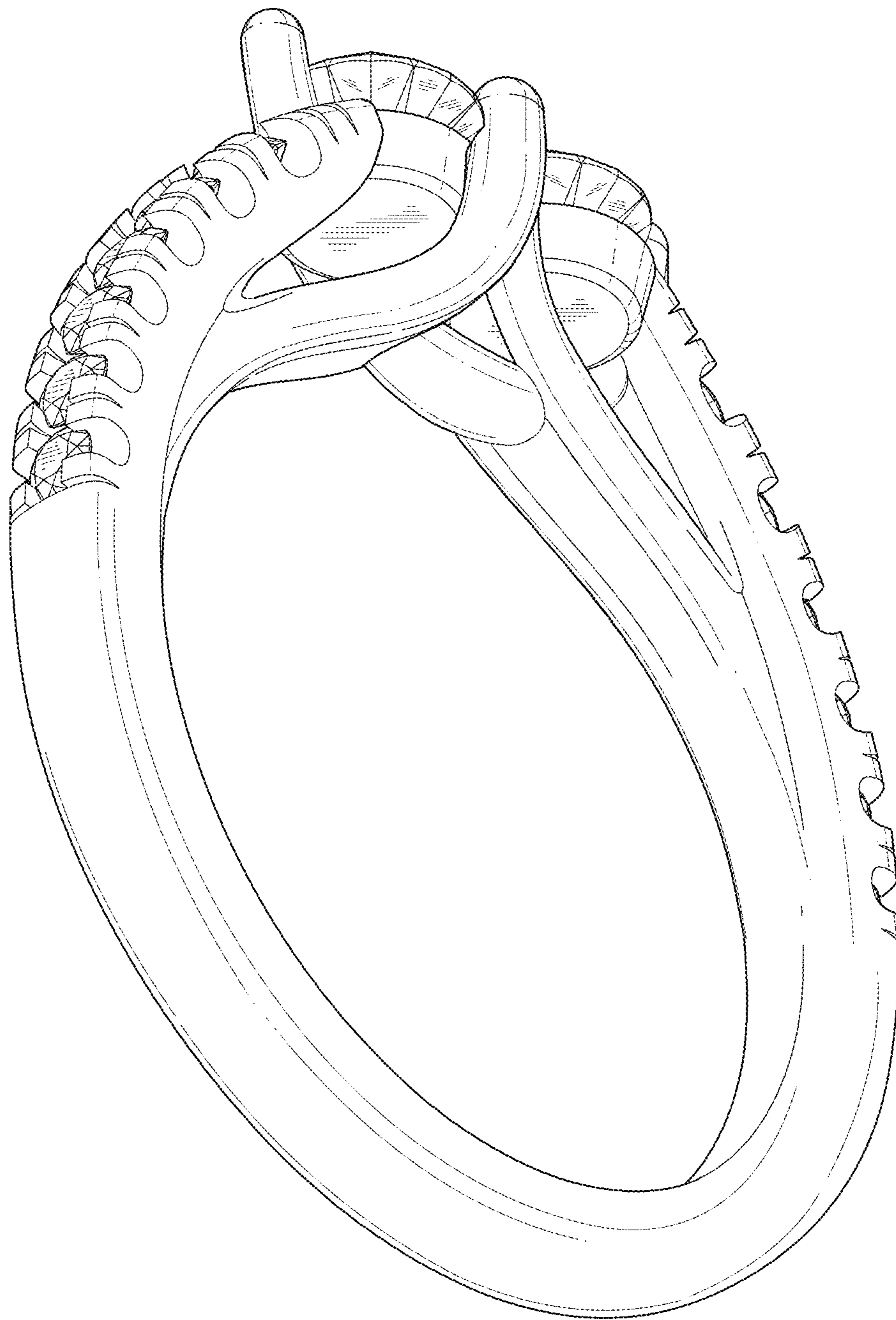


FIG. 2




FIG. 3




FIG. 4

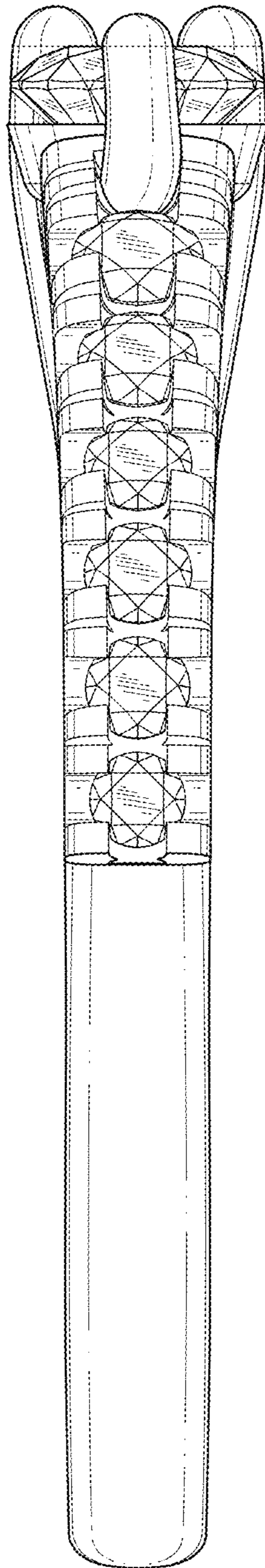


FIG. 5

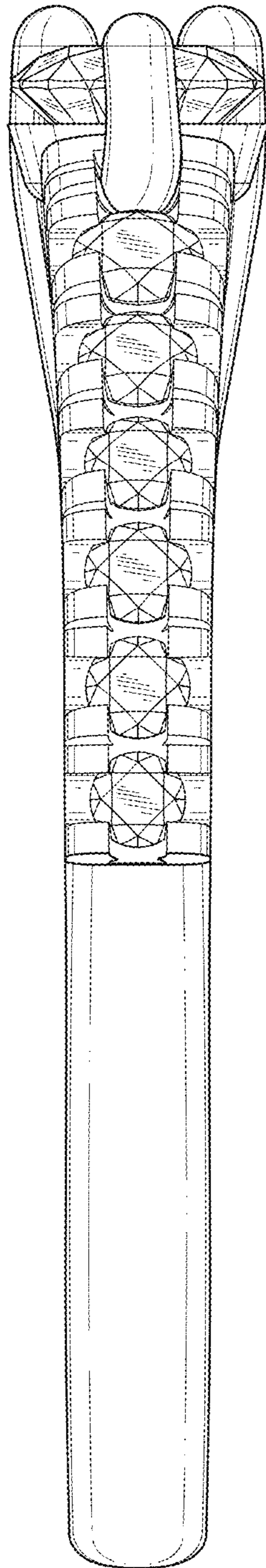


FIG. 6

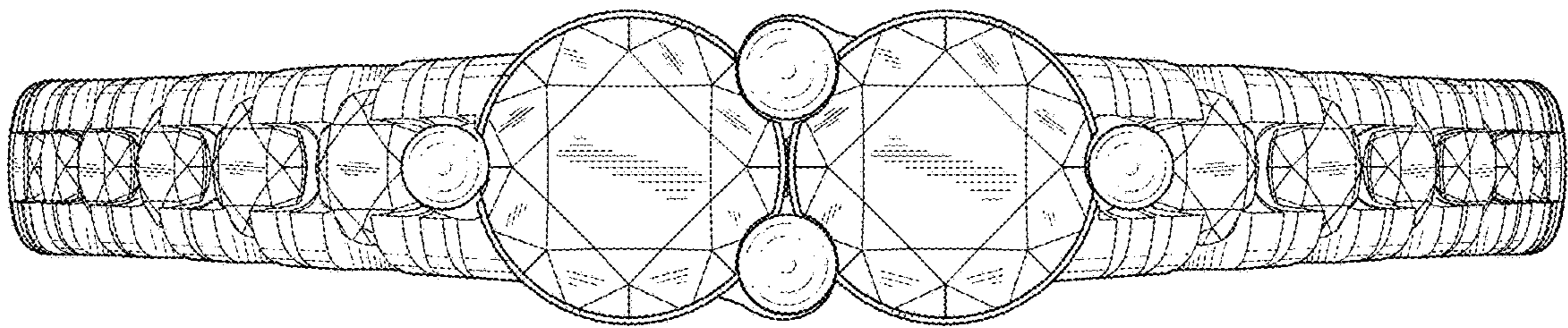


FIG. 7




FIG. 8