



US00D787961S

(12) **United States Design Patent**  
**Umezawa et al.**

(10) **Patent No.:** **US D787,961 S**  
(45) **Date of Patent:** **\*\* May 30, 2017**

(54) **MEASUREMENT DATA COLLECTOR**

D532,420 S \* 11/2006 Oikawa ..... D14/356  
D665,685 S \* 8/2012 Okuda ..... D10/65  
9,468,124 B2 \* 10/2016 Kitagawa ..... H05K 7/1482

(71) Applicant: **Graphtec Corporation**, Kanagawa (JP)

(72) Inventors: **Takahisa Umezawa**, Kanagawa (JP);  
**Makoto Iwadare**, Kanagawa (JP)

(73) Assignee: **Graphtec Corporation**, Kanagawa (JP)

(\*\*) Term: **15 Years**

(21) Appl. No.: **29/546,349**

(22) Filed: **Nov. 20, 2015**

(30) **Foreign Application Priority Data**

May 26, 2015 (JP) ..... 2015-011560

(51) **LOC (10) Cl.** ..... **10-04**

(52) **U.S. Cl.**  
USPC ..... **D10/80; D13/177**

(58) **Field of Classification Search**  
USPC ..... D10/75, 76, 80; D14/356, 358;  
D13/174, 177  
CPC .... A61B 2560/0271; A61B 2560/0431; G06Q  
10/10; G06Q 20/30; G06Q 20/305; G06Q  
20/32; G06Q 20/322; G06Q 20/3221;  
G06Q 20/3223; G06Q 20/3224; G06Q  
20/3226; G06Q 20/3227; G06Q 20/3229;  
G06Q 20/325; G06Q 20/3255  
See application file for complete search history.

(56) **References Cited**

**U.S. PATENT DOCUMENTS**

D263,713 S \* 4/1982 Baer ..... 451/326  
D504,341 S \* 4/2005 Graef ..... D10/76

**FOREIGN PATENT DOCUMENTS**

JP 1313175 S 10/2007

\* cited by examiner

*Primary Examiner* — Antoine D Davis

(74) *Attorney, Agent, or Firm* — Meyertons, Hood,  
Kivlin, Kowert & Goetzl, P.C.

(57) **CLAIM**

The ornamental design for a measurement data collector, as shown and described.

**DESCRIPTION**

FIG. 1 is a front view of a measurement data collector showing the new design;  
FIG. 2 is a rear view thereof;  
FIG. 3 is a top plan view thereof;  
FIG. 4 is a bottom plan view thereof;  
FIG. 5 is a right side view thereof;  
FIG. 6 is a left side view thereof; and,  
FIG. 7 is a front, top and right side perspective view thereof.  
The broken lines shown in FIGS. 1-7 represent portions of the measurement data collector that form no part of the claimed design.

**1 Claim, 4 Drawing Sheets**

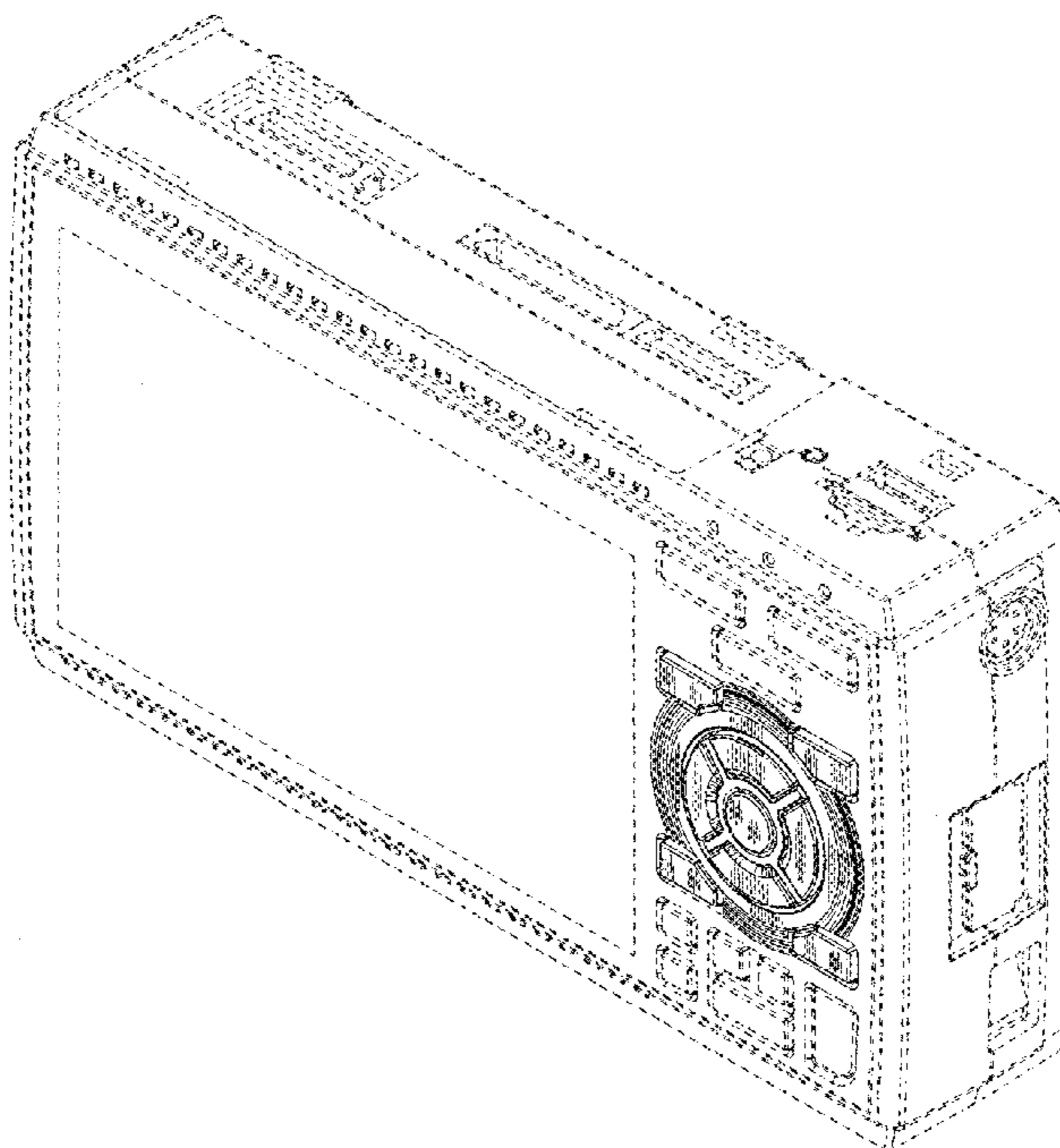


FIG.1

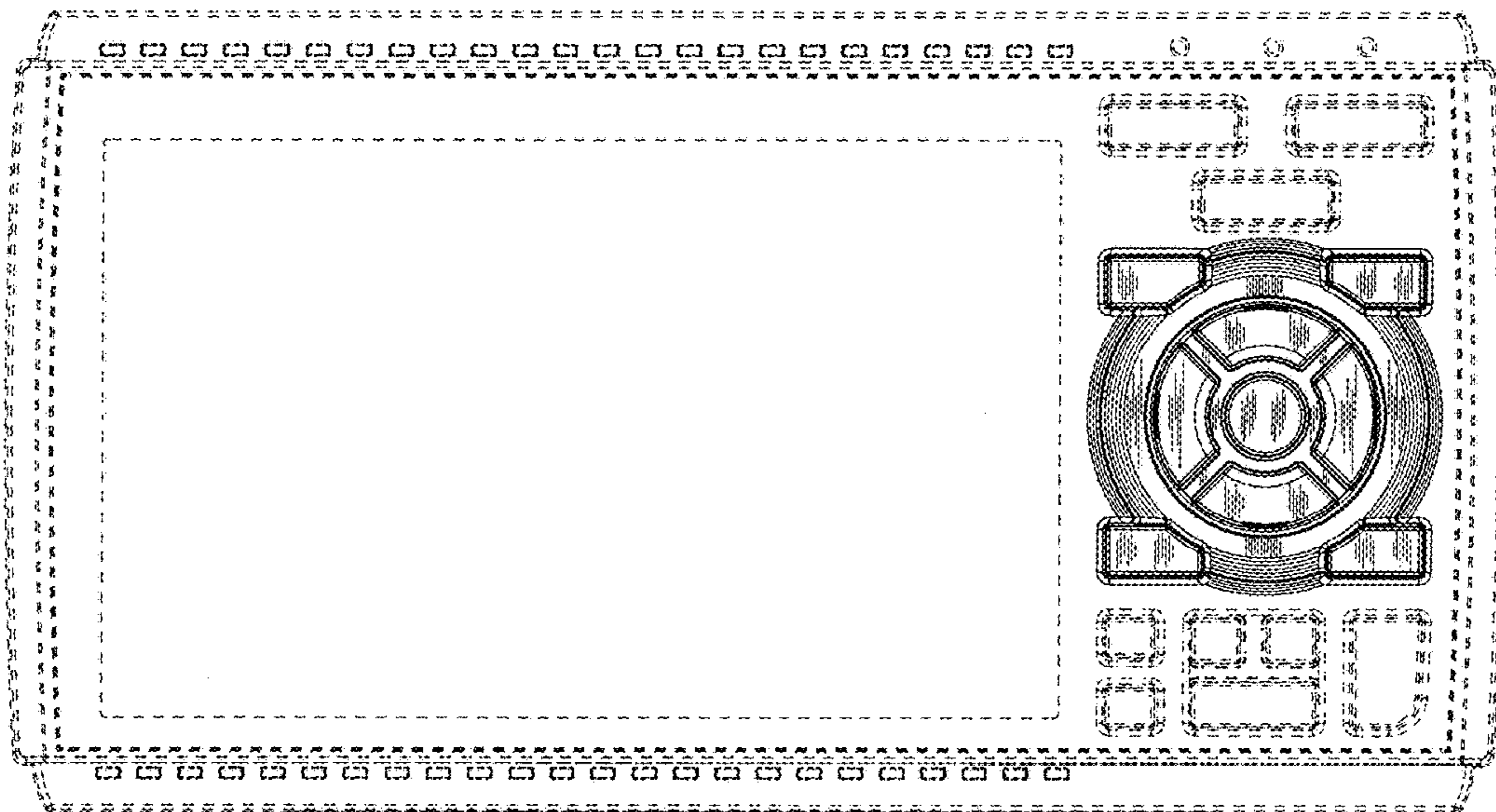
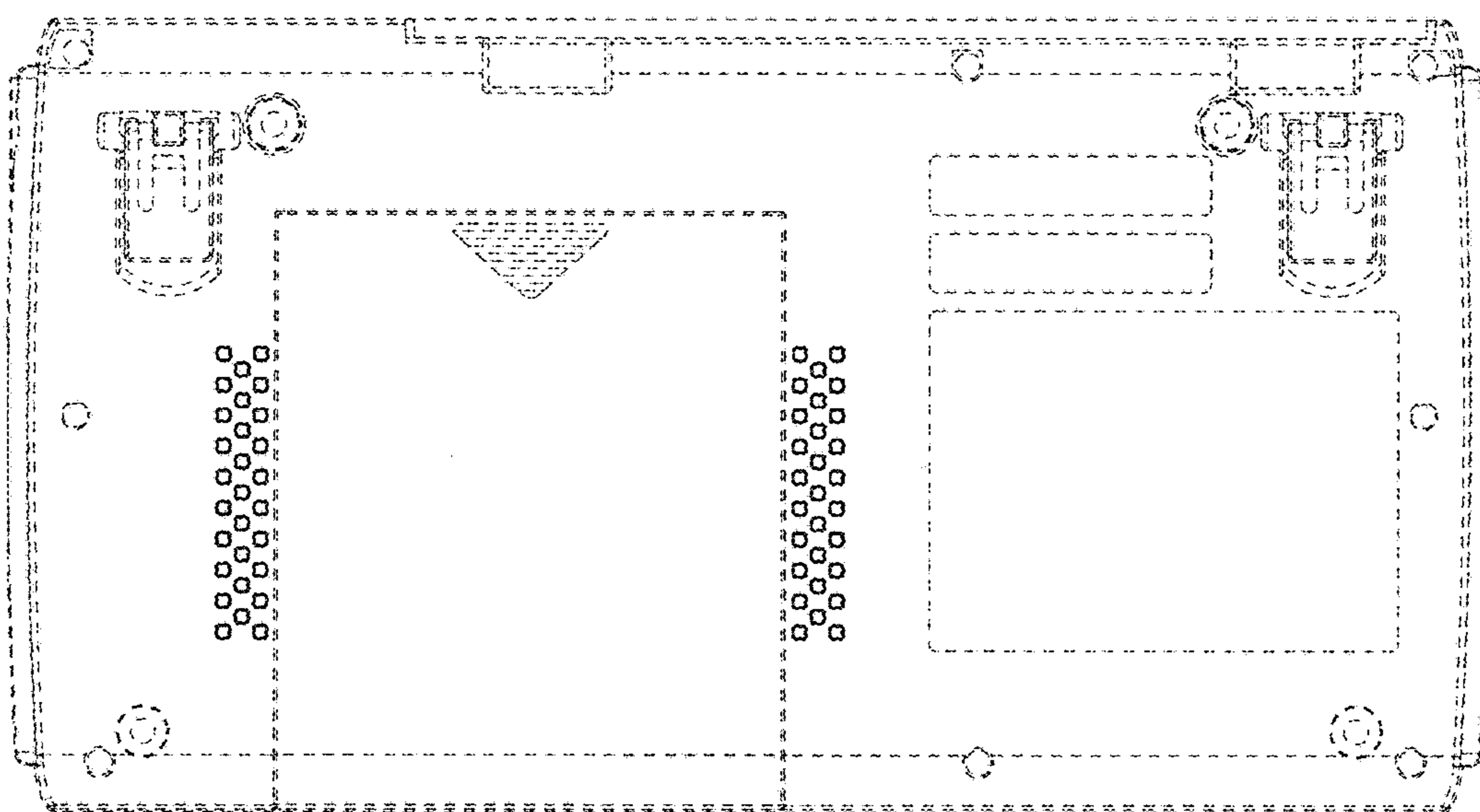
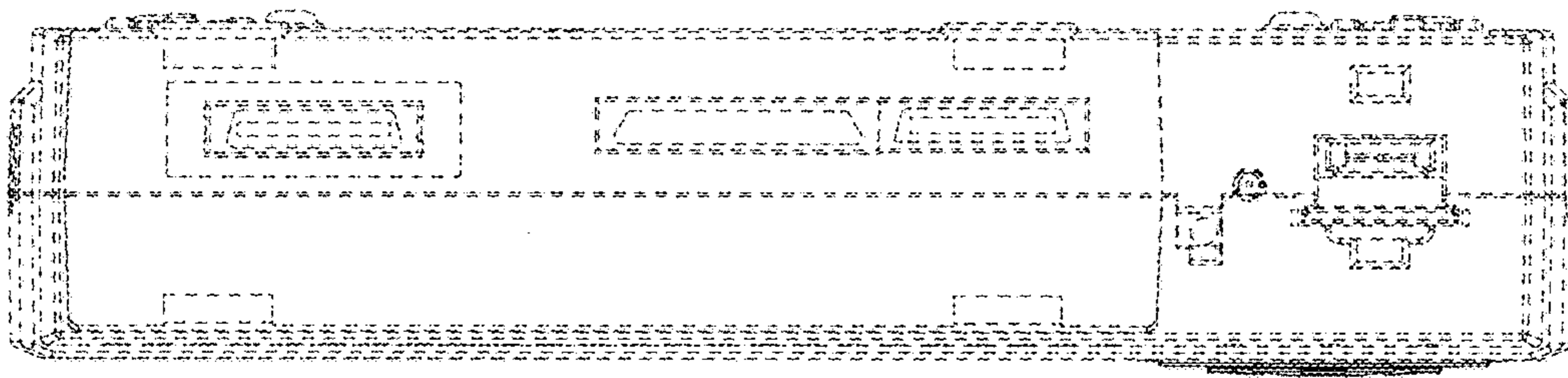



FIG.2



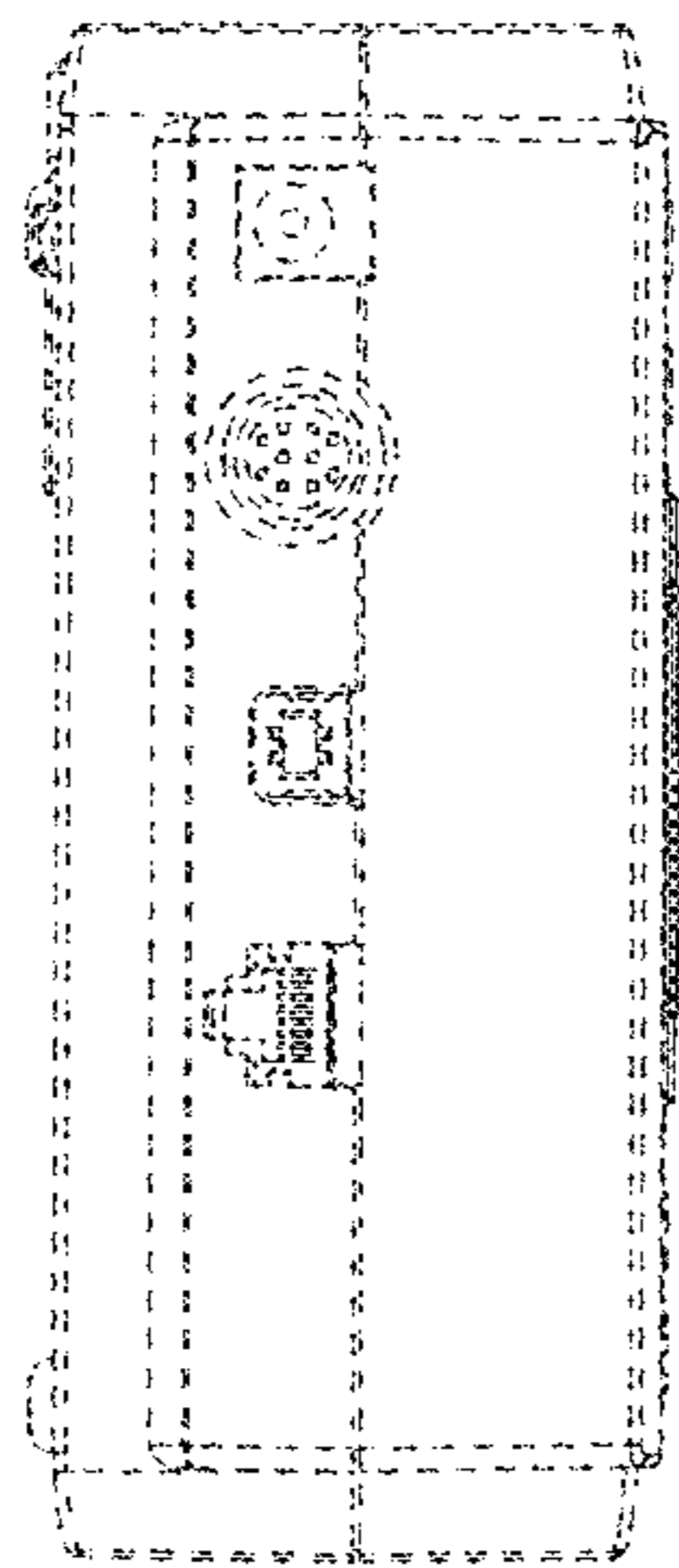
**FIG.3**



**FIG.4**



**FIG.6**



**FIG.5**

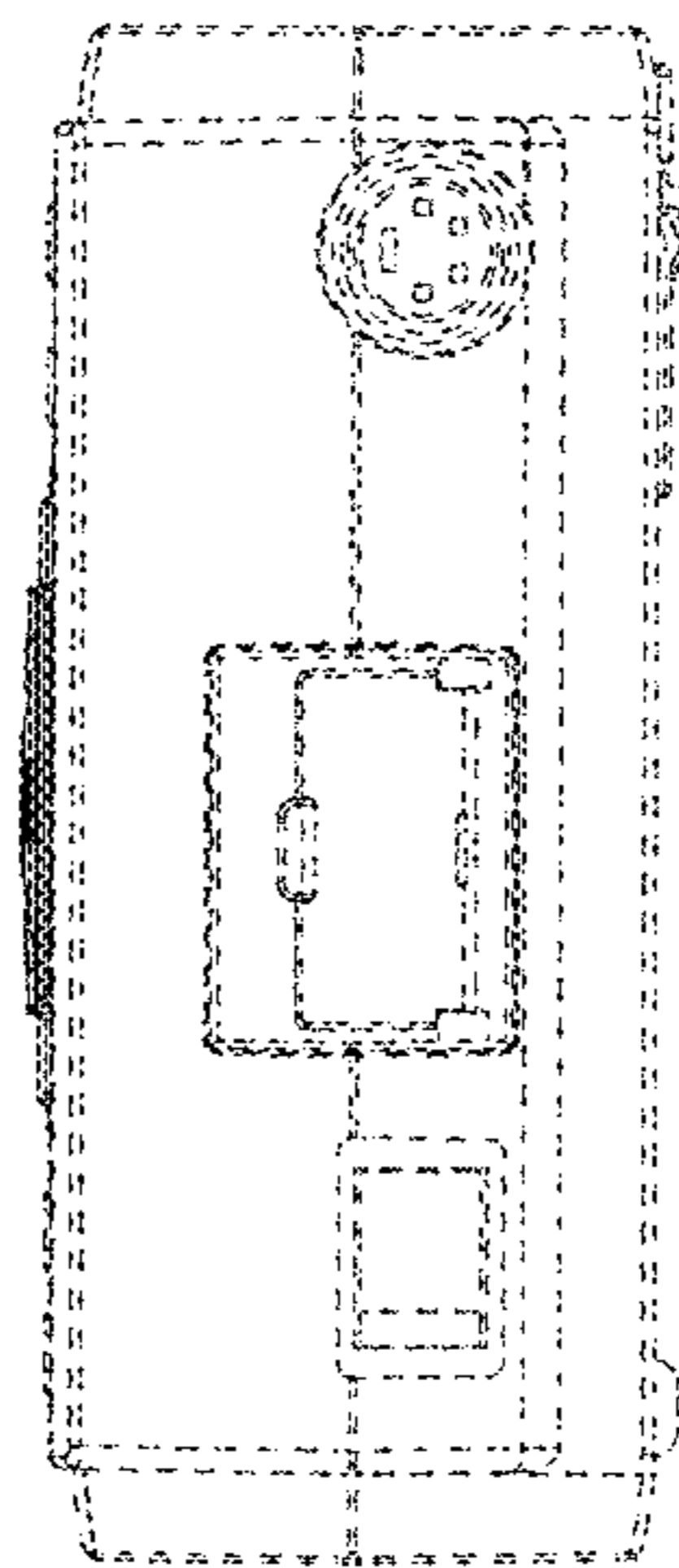


FIG.7

