



US00D787953S

(12) **United States Design Patent** (10) **Patent No.:** **US D787,953 S**
Dominguez (45) **Date of Patent:** **** May 30, 2017**

(54) **DIAL**
(71) Applicant: **HARRY WINSTON SA,**
Plan-les-Ouates (CH)
(72) Inventor: **Emmanuelle Dominguez,** Viry (FR)
(73) Assignee: **HARRY WINSTON SA,**
Plan-les-Ouates (CH)
(**) Term: **15 Years**
(21) Appl. No.: **29/538,529**
(22) Filed: **Sep. 4, 2015**

D76,705 S * 10/1928 Salinger D10/1
D345,318 S * 3/1994 Kaneko D10/11
D345,319 S * 3/1994 Kaneko D10/126
D351,358 S * 10/1994 Kaneko D10/126
D351,361 S * 10/1994 Itoh D10/126
D656,418 S * 3/2012 Scheufele D10/39
D666,503 S * 9/2012 Bulgari D10/31
D677,586 S * 3/2013 Graff D10/36
D693,719 S * 11/2013 Calvani D10/126
D694,144 S * 11/2013 Calvani D10/126
D707,580 S * 6/2014 Cerrato D10/126
D710,732 S * 8/2014 Calvani D10/126
D723,964 S * 3/2015 Monachon D10/126
D729,100 S * 5/2015 Abdourahim D10/126
D753,529 S * 4/2016 Deleskiewicz D10/126
D754,019 S * 4/2016 Deleskiewicz D10/126

* cited by examiner

(30) **Foreign Application Priority Data**

Mar. 4, 2015 (WO) DM/085761

(51) **LOC (10) Cl.** **10-02**

(52) **U.S. Cl.**
USPC **D10/30**

(58) **Field of Classification Search**
USPC D10/1-41, 122-124, 126, 128, 131;
D14/344, 138 R
CPC G04B 19/00; G04B 19/06; G04B 19/08;
G04B 19/10; G04B 19/108; G04B 19/22;
G04B 19/26; G04B 19/262; G04B 37/00;
G04B 37/081; G04B 37/084; G04B
37/05; G04B 37/10; G04B 37/1446;
G04B 37/1466; G08B 25/016; G04G
17/00; G04G 17/08; G04D 7/12; G04D
7/1214

See application file for complete search history.

(56) **References Cited**

U.S. PATENT DOCUMENTS

D16,972 S * 11/1886 Nivois D10/36
D45,448 S * 3/1914 Buck D10/126

Primary Examiner — Sandra Snapp

(74) *Attorney, Agent, or Firm* — Donald J. Ranft; Collen IP


(57) **CLAIM**

The ornamental design for a dial, as shown and described.

DESCRIPTION

FIG. 1 is a front perspective view of a dial showing my new design;
FIG. 2 is a front view thereof;
FIG. 3 is a rear view thereof;
FIG. 4 is a right side view thereof;
FIG. 5 is a left side view thereof;
FIG. 6 is a bottom view thereof; and,
FIG. 7 is a top view thereof.
The design depicted in FIG. 3 for the rear of the watch is flat. The portions of the dial shown in broken lines depict environmental subject matter only and form no part of the claimed design.

1 Claim, 5 Drawing Sheets






FIG. 1




FIG. 2

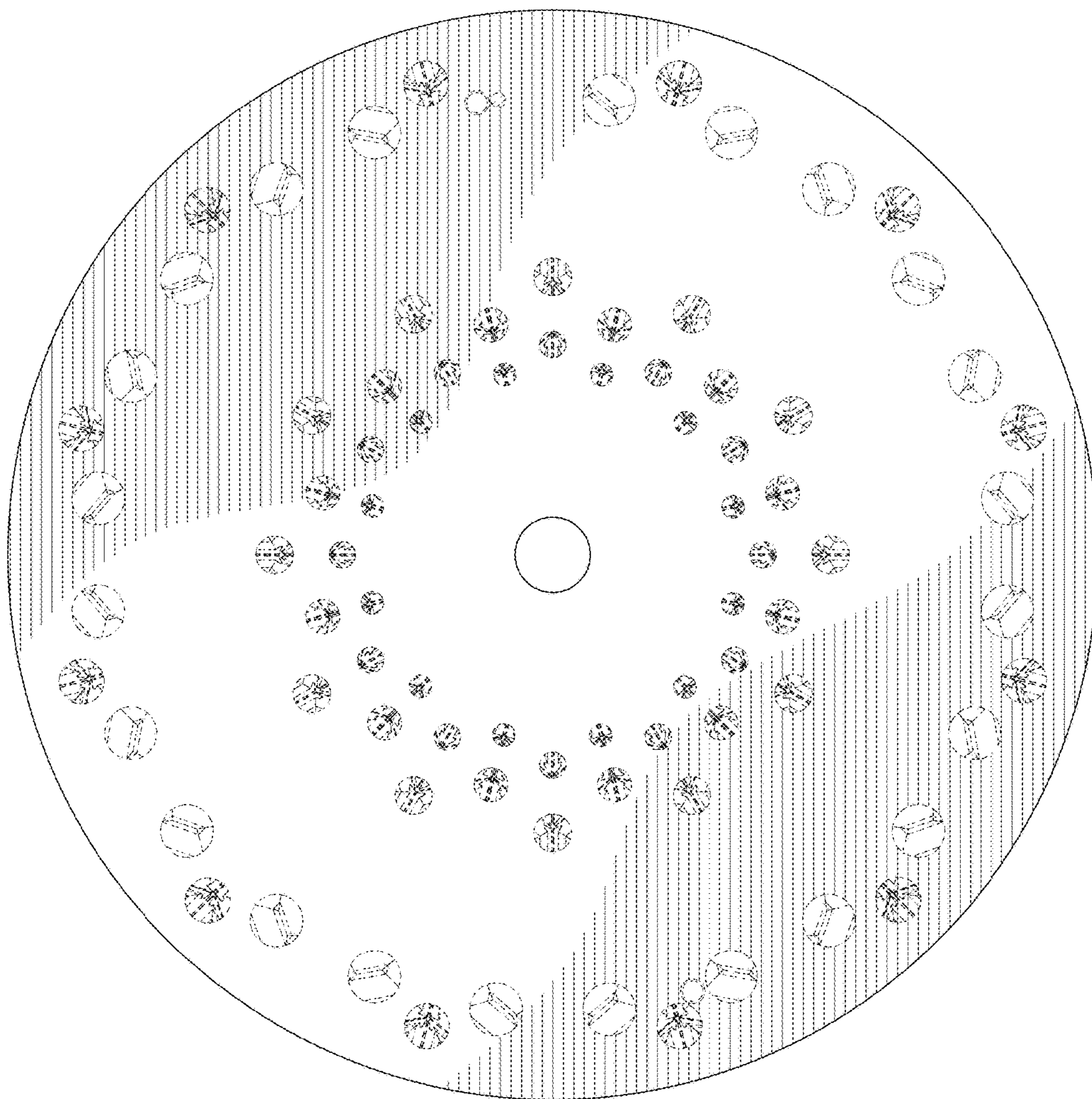


FIG. 3

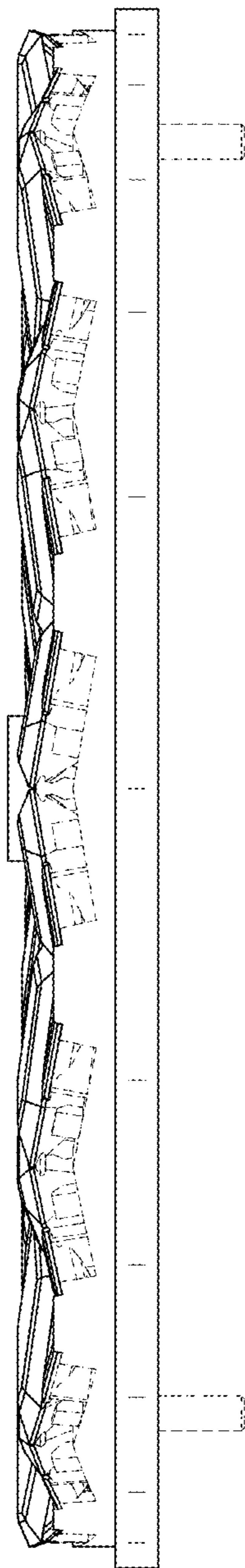


FIG. 4

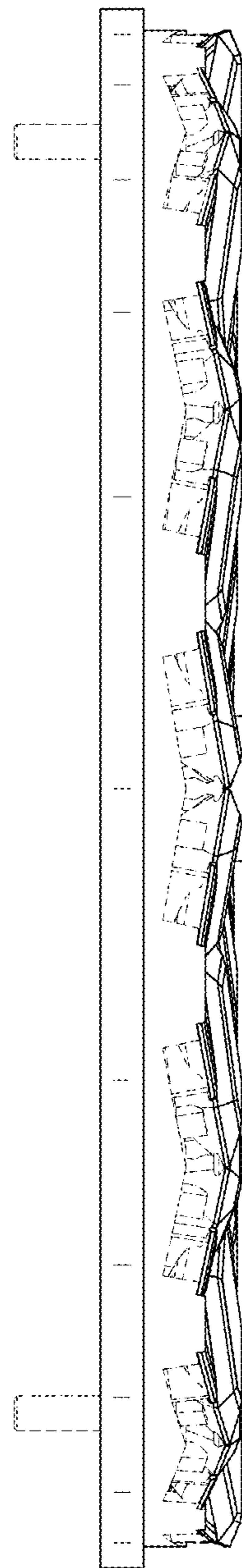


FIG. 5

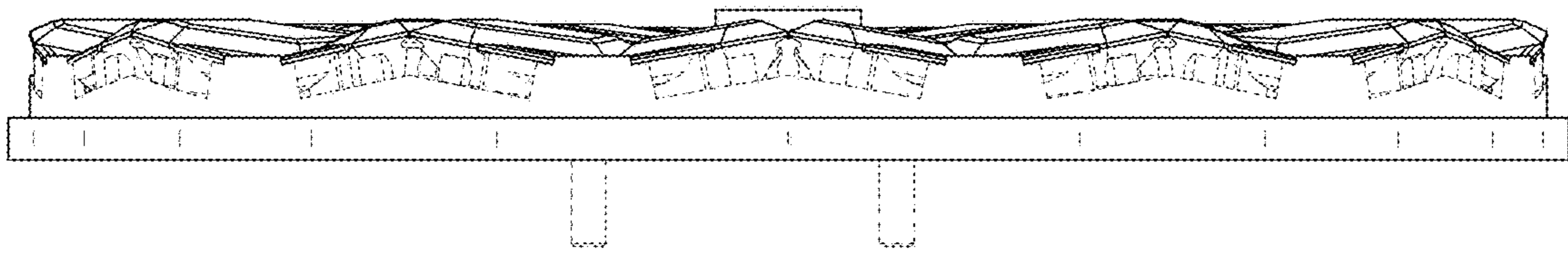


FIG. 6

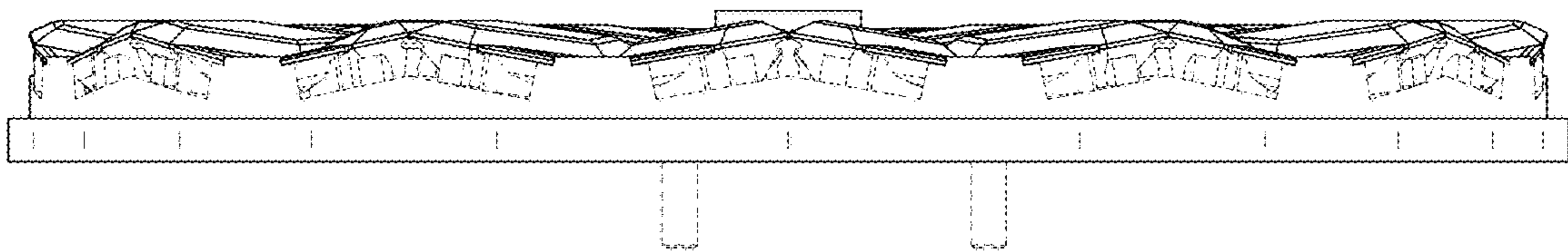


FIG. 7