



US00D787949S

(12) **United States Design Patent** (10) **Patent No.:** **US D787,949 S**  
**Andochick** (45) **Date of Patent:** **\*\* May 30, 2017**

(54) **WATER BAG**

OTHER PUBLICATIONS

(71) Applicant: **Scott E. Andochick**, Potomac, MD (US)

www.prolitegear.com, Hydration products pages, Feb. 1, 2004 according to www.archive.org.

(72) Inventor: **Scott E. Andochick**, Potomac, MD (US)

*Primary Examiner* — Marianne Pandozzi  
(74) *Attorney, Agent, or Firm* — Leveque Intellectual Property Law, P.C.

(\*\*) Term: **15 Years**

(21) Appl. No.: **29/533,765**

(57) **CLAIM**

(22) Filed: **Jul. 22, 2015**

The ornamental design for a water bag, substantially as shown and described.

**Related U.S. Application Data**

(63) Continuation-in-part of application No. 12/543,040, filed on Aug. 18, 2009, now Pat. No. 9,463,914, which is a continuation-in-part of application No. 12/416,561, filed on Apr. 1, 2009, now Pat. No. 8,672,544.

(51) **LOC (10) Cl.** ..... **09-05**

(52) **U.S. Cl.**  
USPC ..... **D9/707; D7/313; D7/300; D24/207; D9/709**

(58) **Field of Classification Search**  
USPC ..... D7/514, 515, 516, 517, 519, 520, 536, D7/513, 300.2, 518, 521, 510, 507, 531, D7/300, 313; D9/607, 611, 624, 645, D9/680, 707, 709; 220/700; D30/129;  
(Continued)

(56) **References Cited**

U.S. PATENT DOCUMENTS

747,634 A 12/1903 Peterson  
1,603,001 A 10/1926 Carter  
(Continued)

FOREIGN PATENT DOCUMENTS

IT 12418998 2/1994  
WO WO2007059643 5/2007

**DESCRIPTION**

FIG. 1 is a perspective view of a water bag showing my new design;  
FIG. 2 is a front view thereof;  
FIG. 3 is a rear view thereof;  
FIG. 4 is a left side view thereof, the right side view being a mirror image thereof;  
FIG. 5 is a top plan view thereof, the bottom plan view is a mirror image thereof;  
FIG. 6 is an enlarged top portion of FIG. 2, broken away for ease of illustration;  
FIG. 7 is an enlarged bottom portion of FIG. 2, broken away for ease of illustration;  
FIG. 8 is an enlarged top portion of FIG. 3, broken away for ease of illustration;  
FIG. 9 is an enlarged bottom portion of FIG. 3, broken away for ease of illustration;  
FIG. 10 is an enlarged top portion of FIG. 4, broken away for ease of illustration;  
FIG. 11 is an enlarged bottom portion of FIG. 4, broken away for ease of illustration; and,  
FIG. 12 is an enlarged view of FIG. 5, the bottom plan view is a mirror image thereof.  
The broken lines in the drawings depict environmental subject matter only and form no part of the claimed design.

**1 Claim, 4 Drawing Sheets**






(56)

**References Cited**

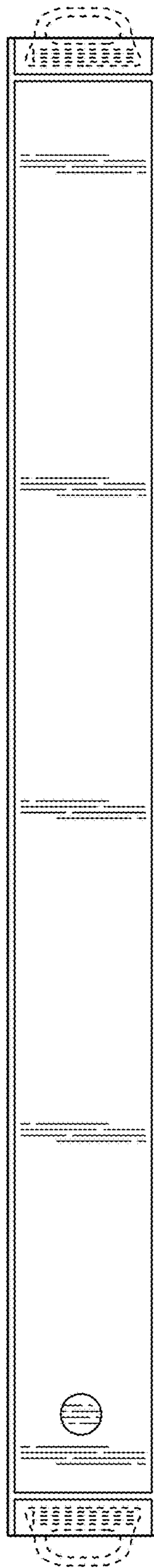
U.S. PATENT DOCUMENTS

2010/0192998 A1 8/2010 Villers et al.  
2010/0252562 A1 10/2010 Andochick  
2010/0254633 A1 10/2010 Andochick  
2013/0195382 A1\* 8/2013 Murray ..... B65D 75/008  
383/10

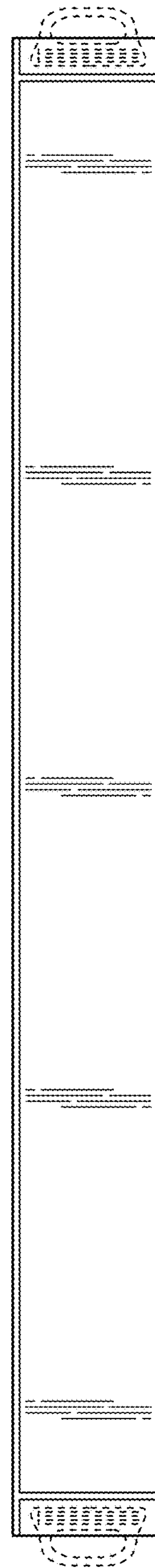
\* cited by examiner



**FIG. 1**



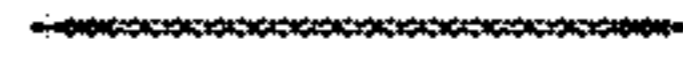
**FIG. 2**



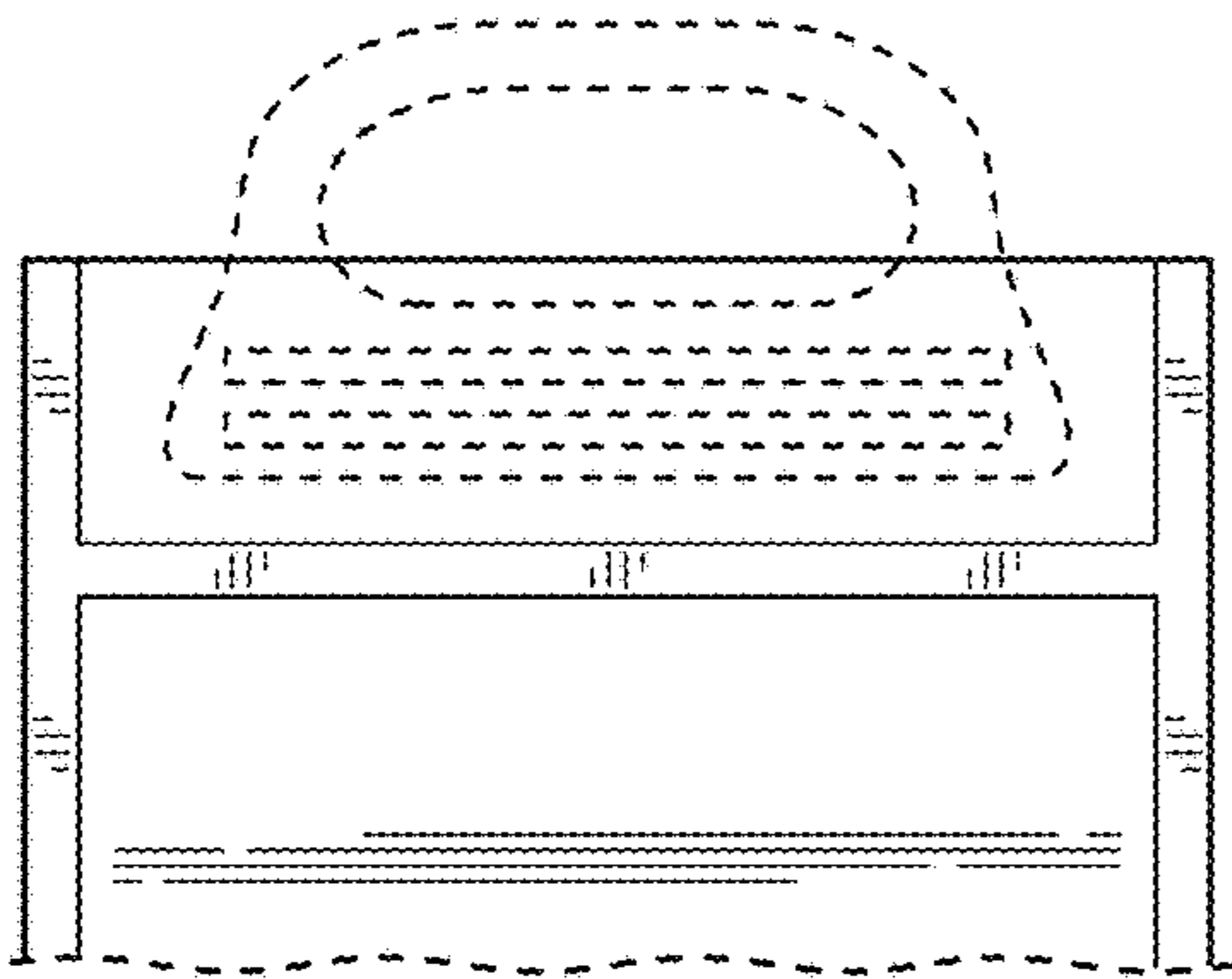
**FIG. 3**



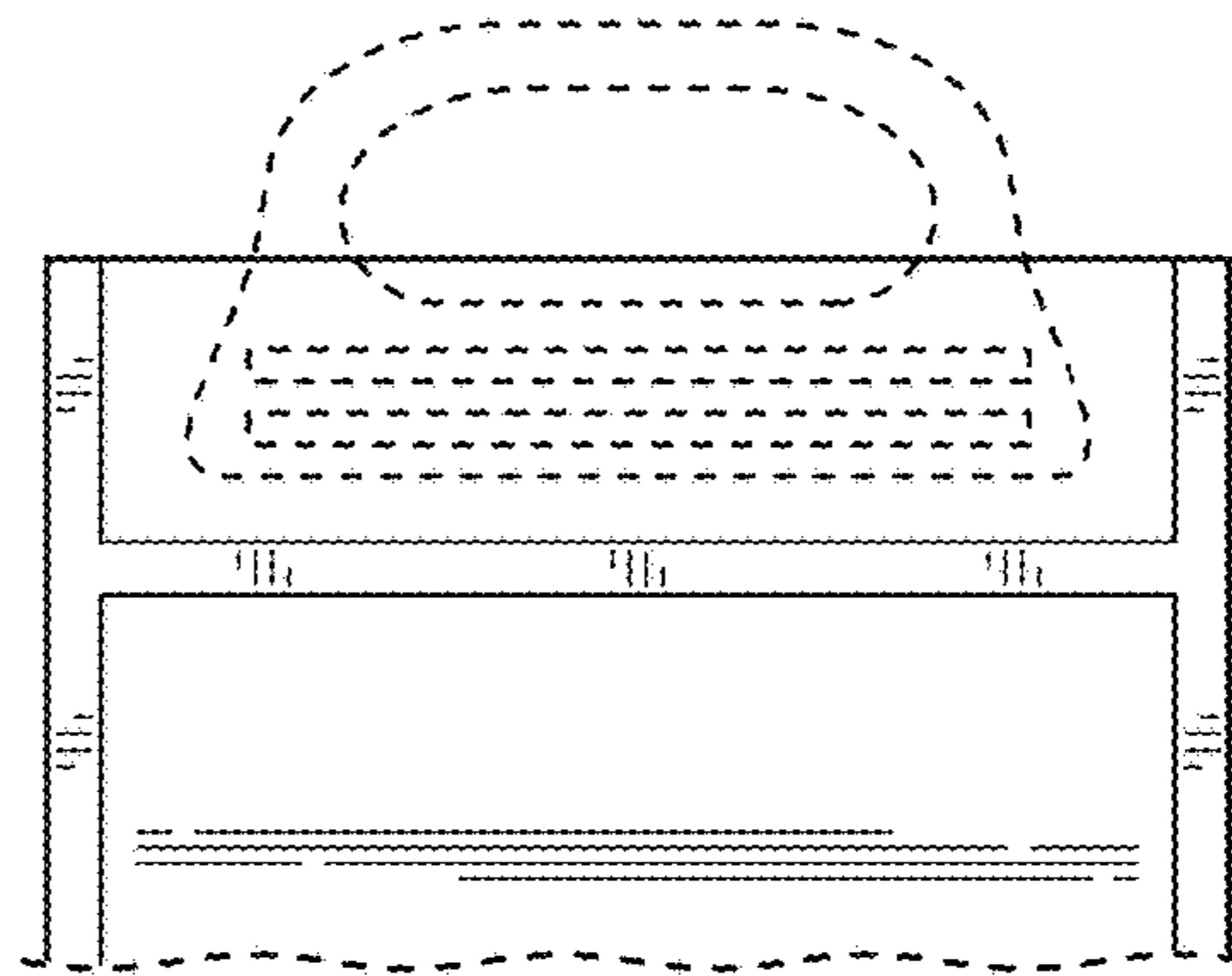
**FIG. 4**



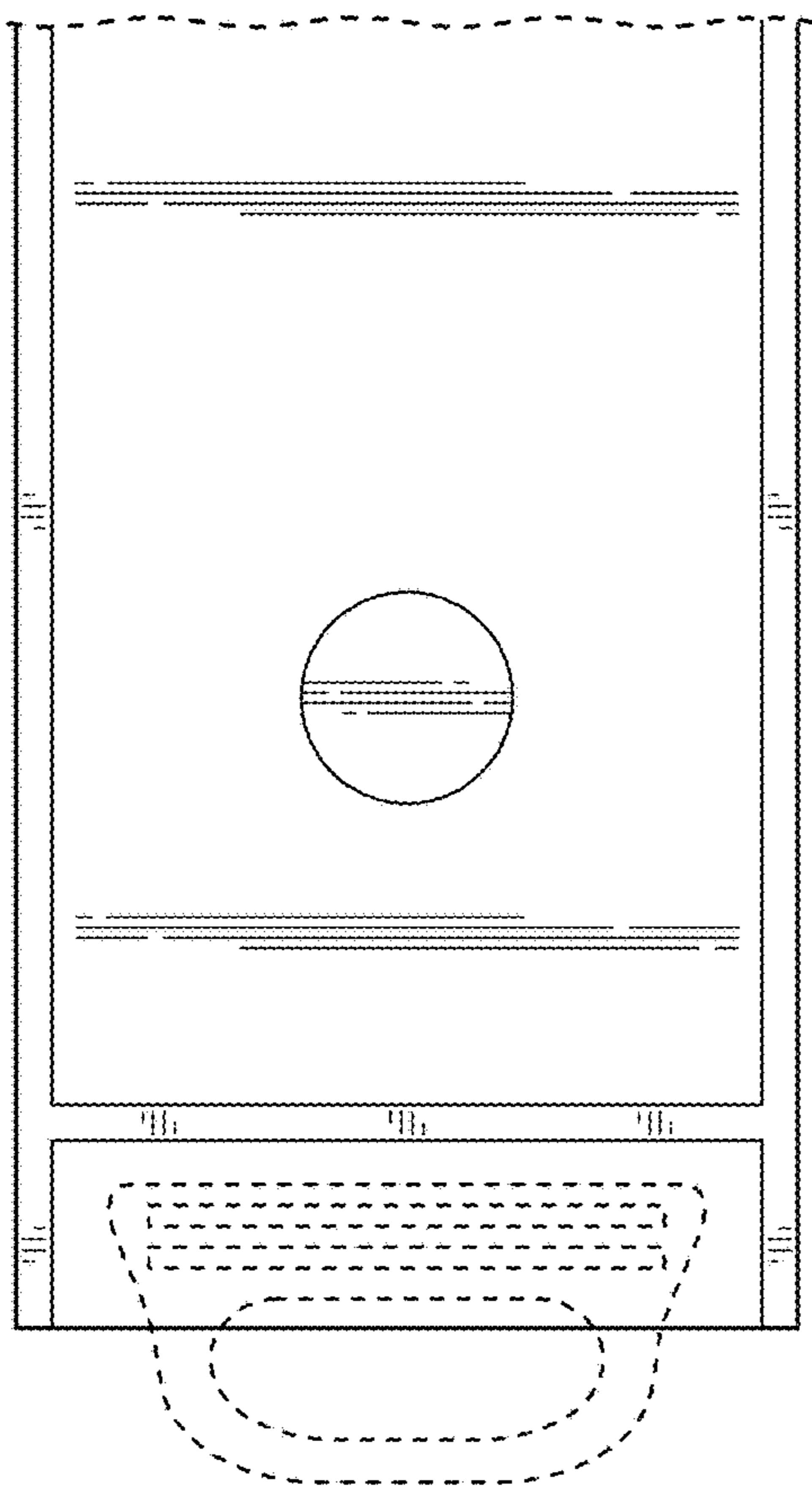
**FIG. 5**




**FIG. 6**



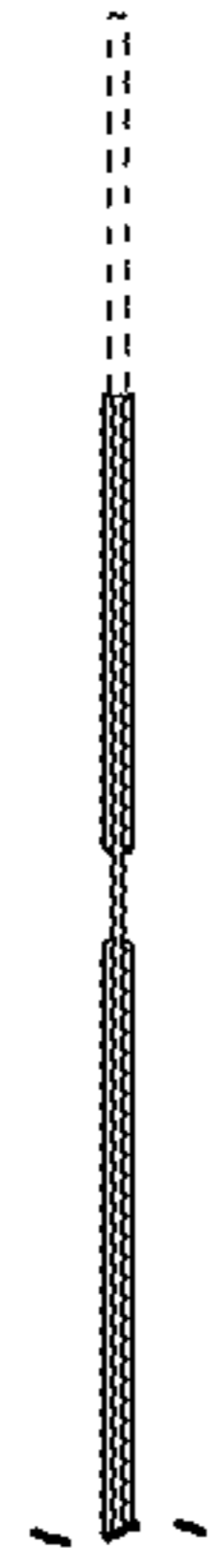
**FIG. 8**



**FIG. 7**



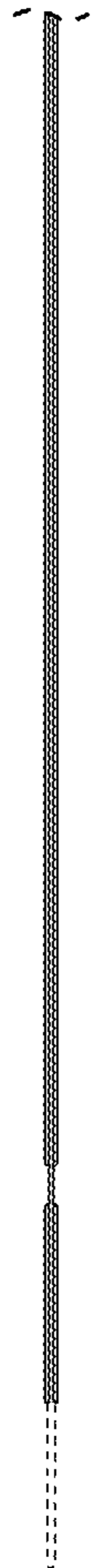
**FIG. 9**



**FIG. 10**



**FIG. 12**



**FIG. 11**