



US00D787948S

(12) **United States Design Patent** (10) **Patent No.:** **US D787,948 S**  
**Scott et al.** (45) **Date of Patent:** **\*\* \*May 30, 2017**

(54) **DISPENSING BOTTLE**

(71) Applicants: **ST&T Research International, Inc.**,  
Zephyr Cove, NV (US); **Yuyao Jingyi**  
**Plastic Industrial Co., Ltd**, Mazhu  
Town, Yuyao (CN)

(72) Inventors: **Michael Scott**, San Francisco, CA  
(US); **Huankun Lao**, Mazhu Town  
Yuyao (CN)

(73) Assignees: **ST&T PACKAGING PTE. LTD.**,  
Singapore (SG); **YUYAO JINGYI**  
**PLASTIC INDUSTRIAL CO., LTD**,  
Yuyao, Zhejiang Province (CN)

(\*) Notice: This patent is subject to a terminal dis-  
claimer.

(\*\*) Term: **14 Years**

(21) Appl. No.: **29/445,851**

(22) Filed: **Feb. 18, 2013**

(51) **LOC (10) Cl.** ..... **09-01**

(52) **U.S. Cl.**  
USPC ..... **D9/689**

(58) **Field of Classification Search**  
USPC ..... D9/682, 684, 686-694, 500-504, 516,  
D9/526, 529, 540, 435, 436, 445, 448;  
D28/5, 76, 77, 91.1  
CPC . B05B 11/00; B05B 11/0037; B05B 11/3001;  
B65D 83/0033; B65D 83/14; B65D  
83/20; B65D 83/205; B65D 83/206;  
B65D 83/28; B65D 83/38; B65D 83/384;  
B65D 83/40; A45D 34/00; A45D 34/02;  
A45D 34/04

See application file for complete search history.

(56) **References Cited**

U.S. PATENT DOCUMENTS

D191,487 S *	10/1961	Sagarin .....	D9/689
D208,735 S *	9/1967	Rahn et al. ....	D9/689
3,386,631 A *	6/1968	Kotuby .....	222/402.11
3,494,510 A *	2/1970	Rahn .....	222/153.07
D307,542 S *	5/1990	De Montgailhard .....	D9/687
6,318,595 B1 *	11/2001	Walters .....	222/1
D507,753 S *	7/2005	Lamb et al. ....	D9/689
D521,386 S *	5/2006	Priestman .....	D9/529
D584,638 S *	1/2009	Castelnuovo-Tedesco ....	D9/686
D599,675 S *	9/2009	Premo .....	D9/687
D641,250 S *	7/2011	Daniels et al. ....	D9/666
D714,160 S *	9/2014	Park .....	D9/688
2010/0224652 A1 *	9/2010	Lim .....	222/256

\* cited by examiner

*Primary Examiner* — Catherine Tuttle

(74) *Attorney, Agent, or Firm* — Polsinelli PC

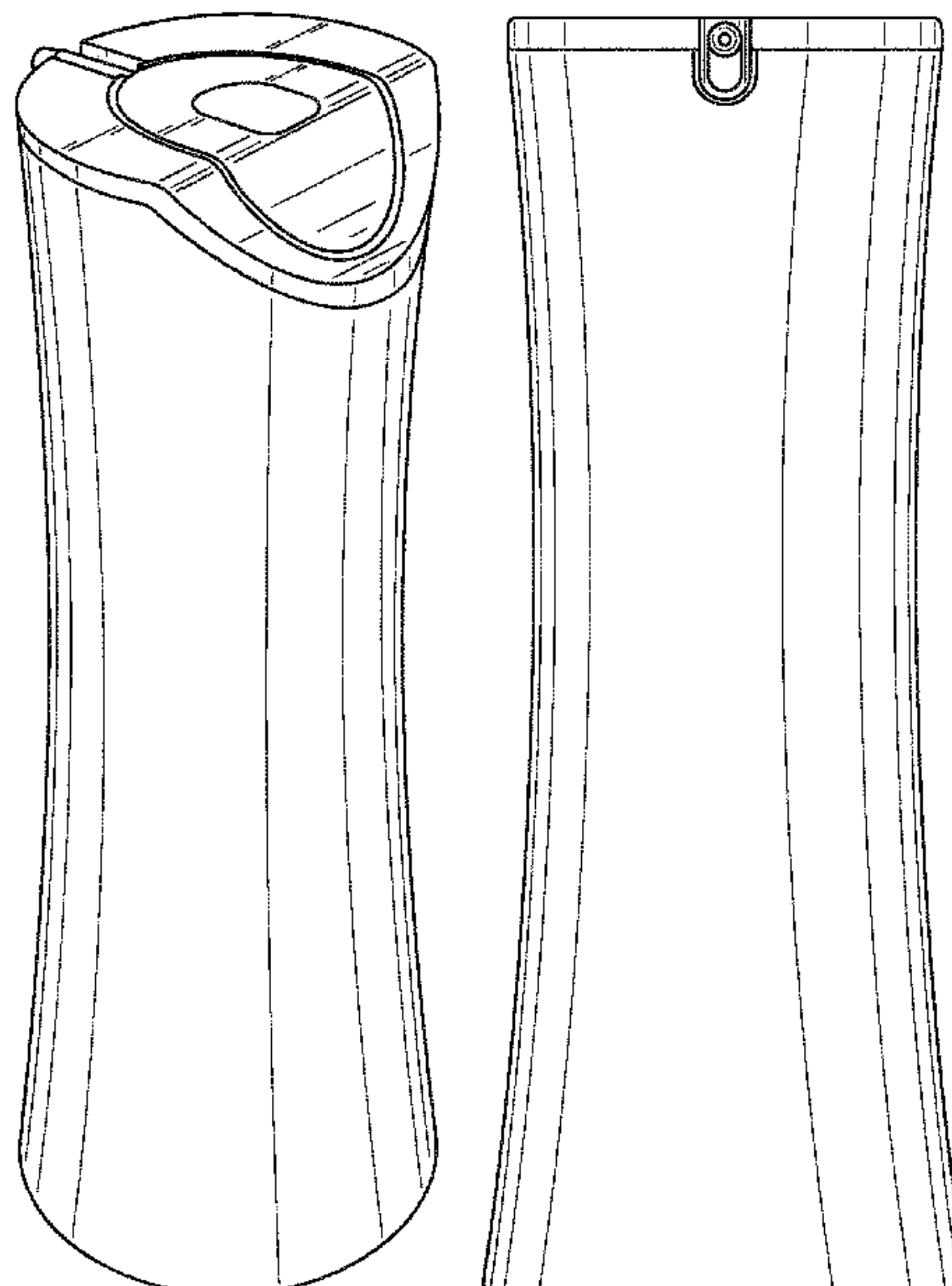
(57) **CLAIM**

We claim the ornamental design for a dispensing bottle, as shown and described.

**DESCRIPTION**

FIG. 1 is a top and rear perspective top view of the dispensing bottle showing our new design;  
FIG. 2 is a front elevational view thereof;  
FIG. 3 is a rear elevational view thereof;  
FIG. 4 is a left side elevational view thereof with the opposing right side elevational view being a mirror image thereof;  
FIG. 5 is a top plan view thereof; and,  
FIG. 6 is a bottom plan view thereof.  
The appearance within the unshaded areas forms no part of the claimed design.

**1 Claim, 5 Drawing Sheets**



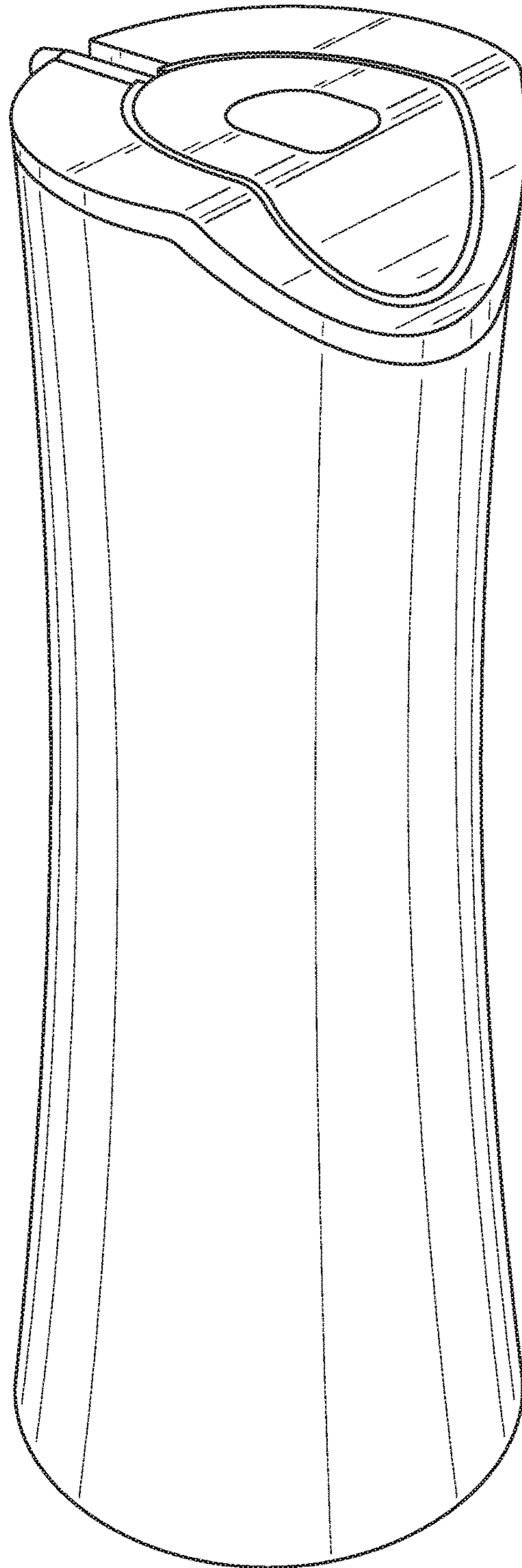


FIG. 1

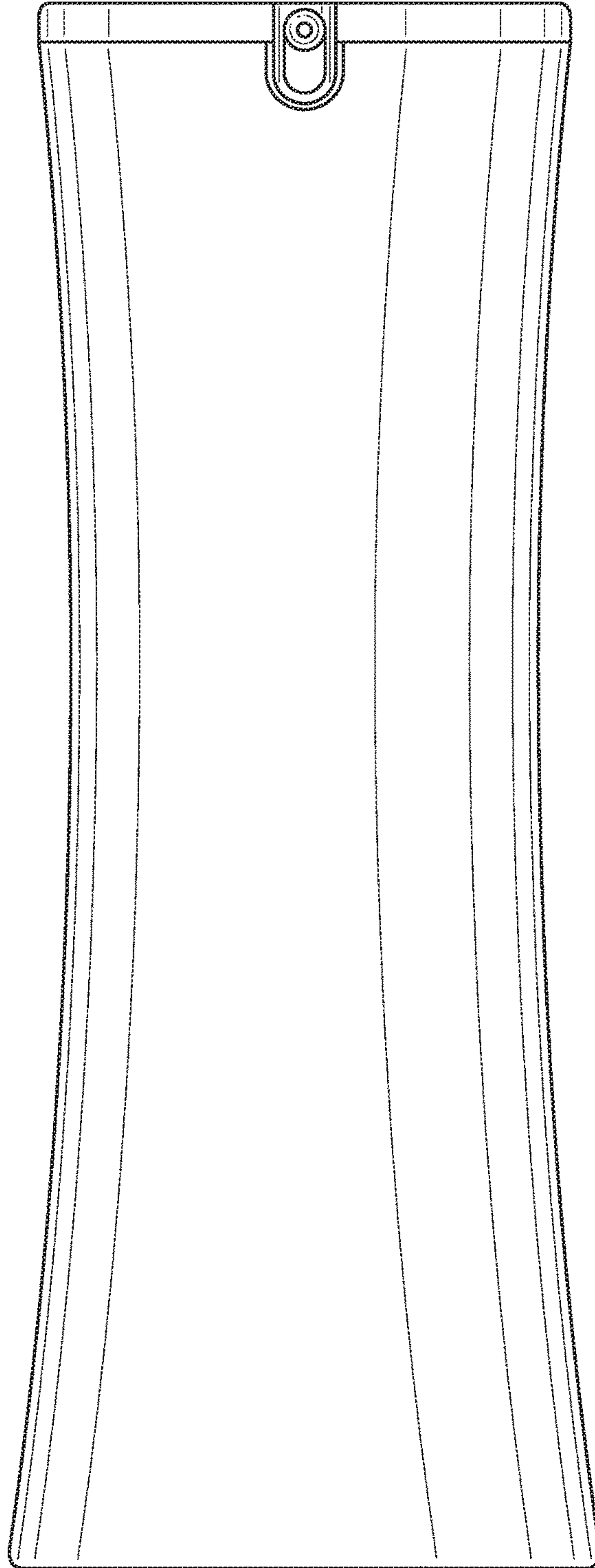


FIG. 2

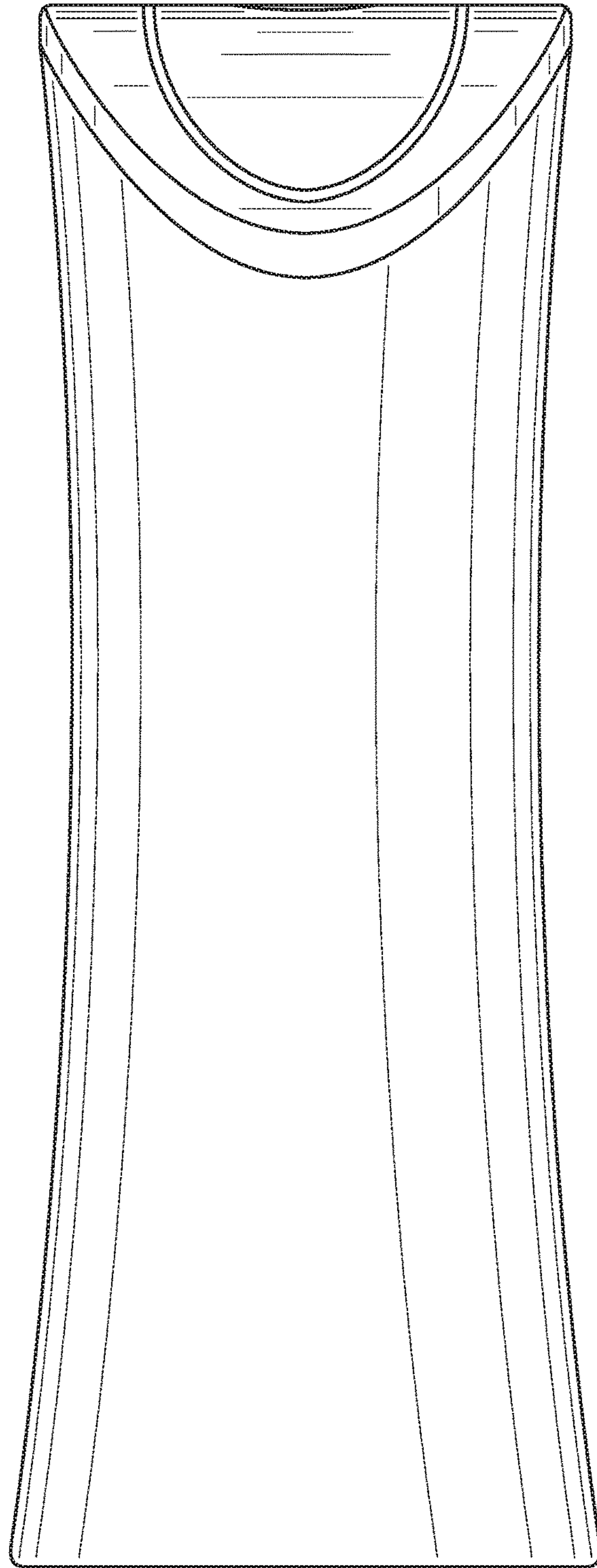


FIG. 3



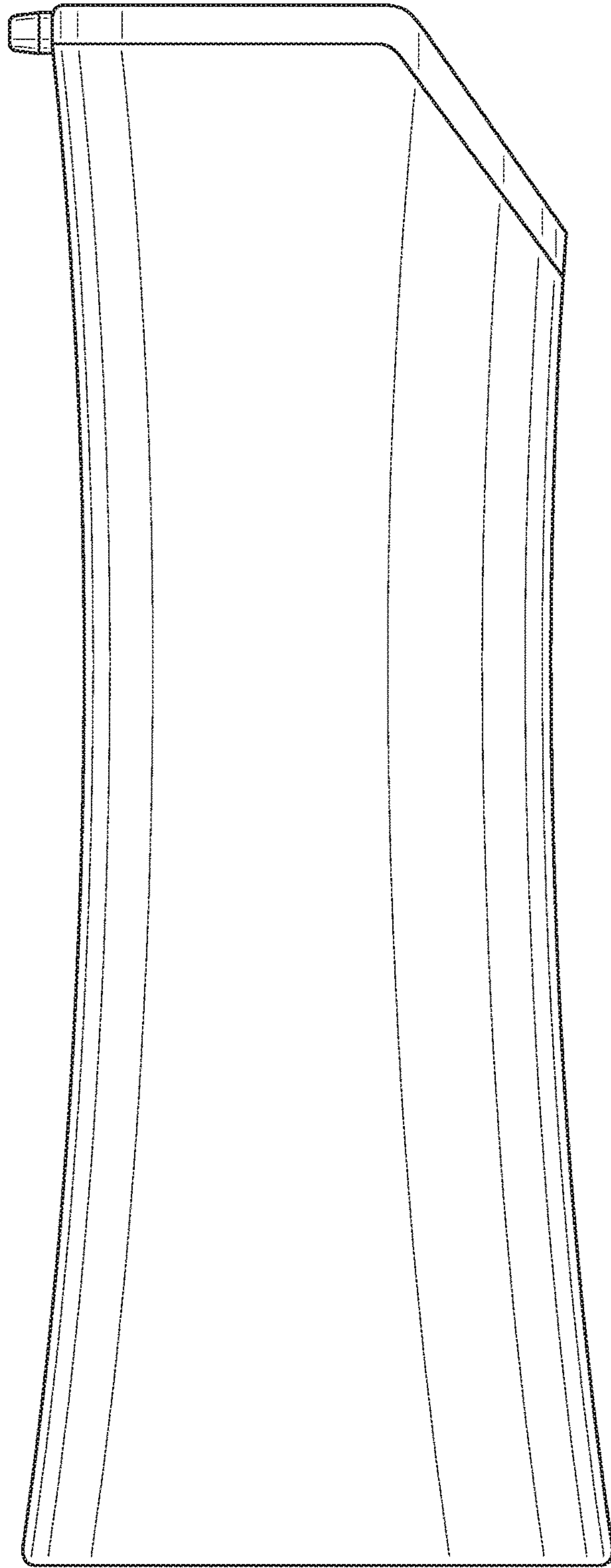


FIG. 4

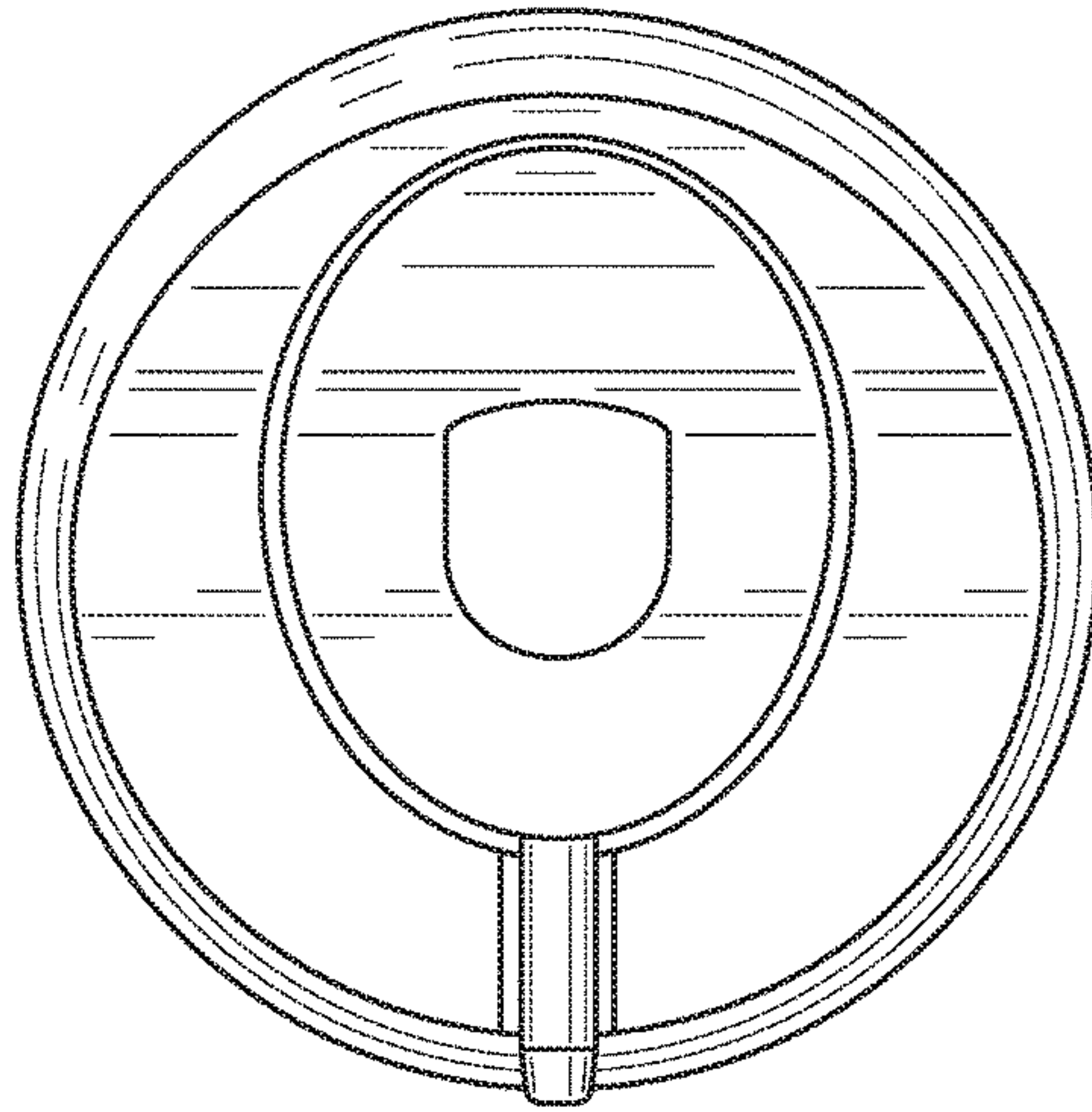


FIG. 5

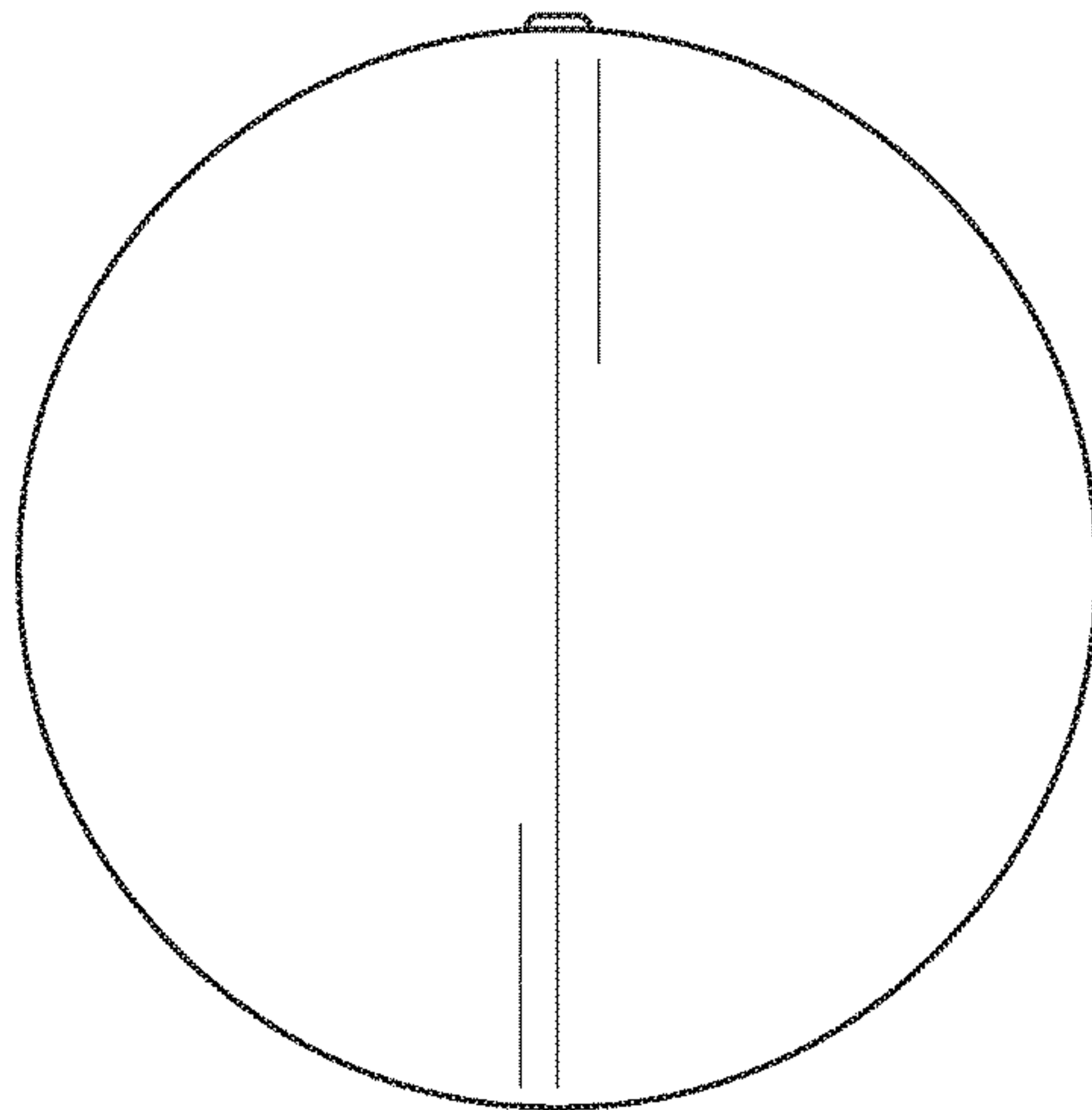


FIG. 6