



US00D787943S

(12) **United States Design Patent**
Bos

(10) **Patent No.:** **US D787,943 S**

(45) **Date of Patent:** **** May 30, 2017**

(54) **BOTTLE WITH CAP**

(71) Applicant: **Reckitt Benckiser (Brands) Limited,**
Slough, Berkshire (GB)

(72) Inventor: **Randy Bos,** Eindhoven (NL)

(73) Assignee: **Reckitt Benckiser (Brands) Limited,**
Slough, Berkshire (GB)

(**) Term: **15 Years**

(21) Appl. No.: **29/554,168**

(22) Filed: **Feb. 9, 2016**

(30) **Foreign Application Priority Data**

Aug. 13, 2015 (EM) 002753970
Feb. 8, 2016 (EM) 002976910

(51) **LOC (10) Cl.** **09-01**

(52) **U.S. Cl.**
USPC **D9/528; D9/453; D9/575**

(58) **Field of Classification Search**
USPC D9/435, 446, 449, 453, 454, 516, 530,
D9/531, 533, 572, 575, 715, 745, 523,
D9/528
CPC . B65D 85/00; B65D 1/12; B65D 1/18; B65D
1/20; B65D 21/0237
See application file for complete search history.

(56) **References Cited**

U.S. PATENT DOCUMENTS

D394,811 S * 6/1998 Jagielski D9/528
D427,914 S * 7/2000 Croft D9/542
D462,616 S * 9/2002 Scheida D9/520
D474,113 S * 5/2003 Hansen B65D 1/0223
D9/531
D545,681 S * 7/2007 Cardinal D9/528

D576,045 S * 9/2008 LeVasseur D9/531
D578,006 S * 10/2008 Houck D9/531
D582,776 S * 12/2008 Cardinal D9/528
D620,365 S * 7/2010 Desjardins D9/528
D621,713 S * 8/2010 Wilkum D9/528
D632,579 S * 2/2011 Mayers D9/531
D644,528 S * 9/2011 Dorn D9/528
D649,882 S * 12/2011 Fleischhacker D9/516
D657,681 S * 4/2012 Manderfield, Jr. D9/528
D684,061 S * 6/2013 Leslie D9/528
D685,642 S * 7/2013 Leslie D9/528
D687,305 S * 8/2013 Juna D9/528
D696,589 S * 12/2013 Soller D9/528
D747,968 S * 1/2016 Martin D9/453
D770,294 S * 11/2016 Santoro D9/520

* cited by examiner

Primary Examiner — Ian Simmons

Assistant Examiner — Keith Frank

(74) *Attorney, Agent, or Firm* — Norris McLaughlin &
Marcus PA

(57) **CLAIM**

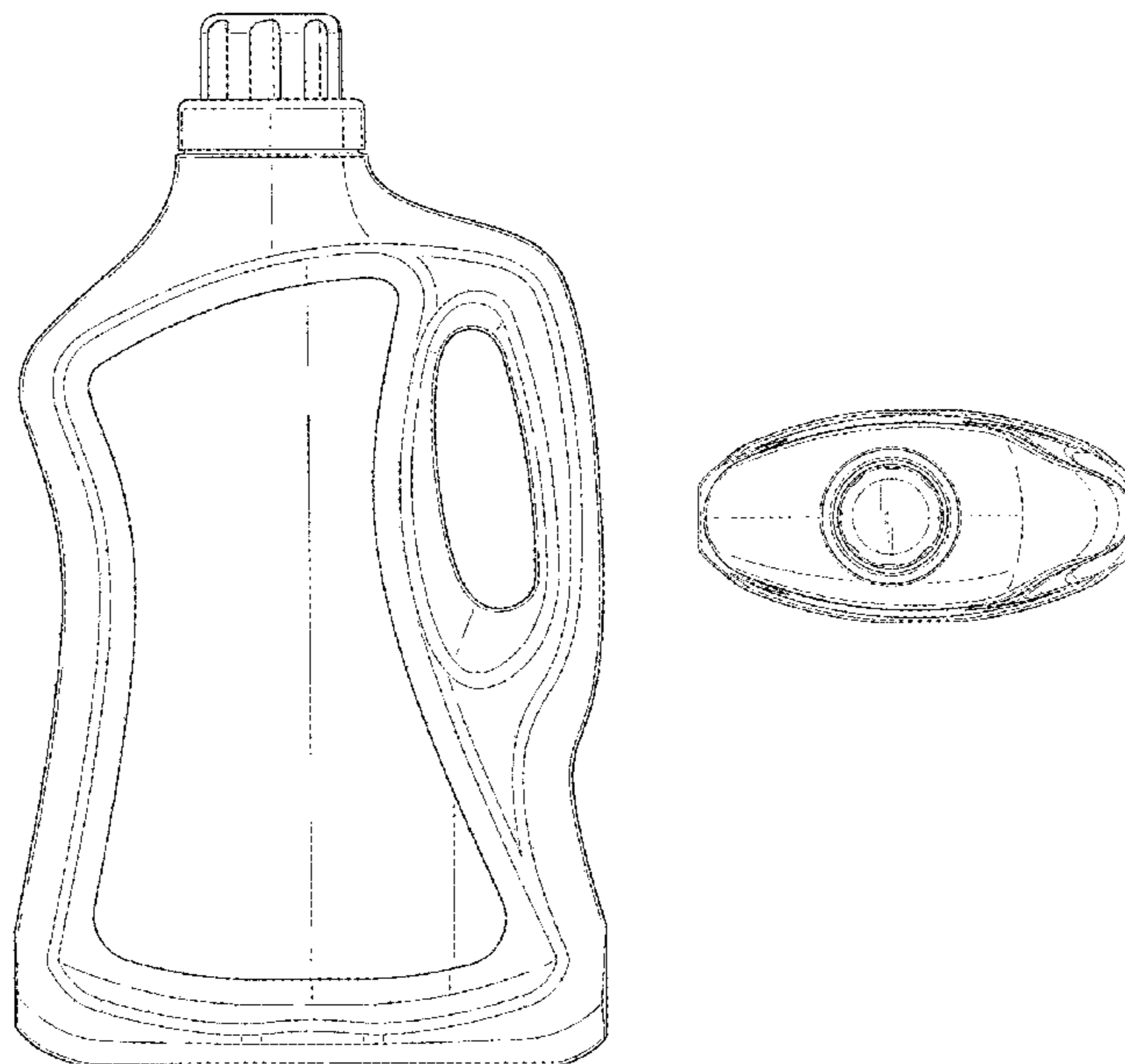
The ornamental design for the bottle with cap, as shown and described.

DESCRIPTION

FIG. 1 is a top side front perspective view of the bottle with cap;
FIG. 2 is a front elevation view thereof;
FIG. 3 is rear elevation view thereof;
FIG. 4 is a right side elevation view thereof;
FIG. 5 is a left side elevation view thereof;
FIG. 6 is a top plan view thereof; and,
FIG. 7 is a bottom plan view thereof.

The broken line showing of a portion of the bottle with cap is included for the purpose of illustrating portions of the article and forms no part of the claimed design.

1 Claim, 5 Drawing Sheets



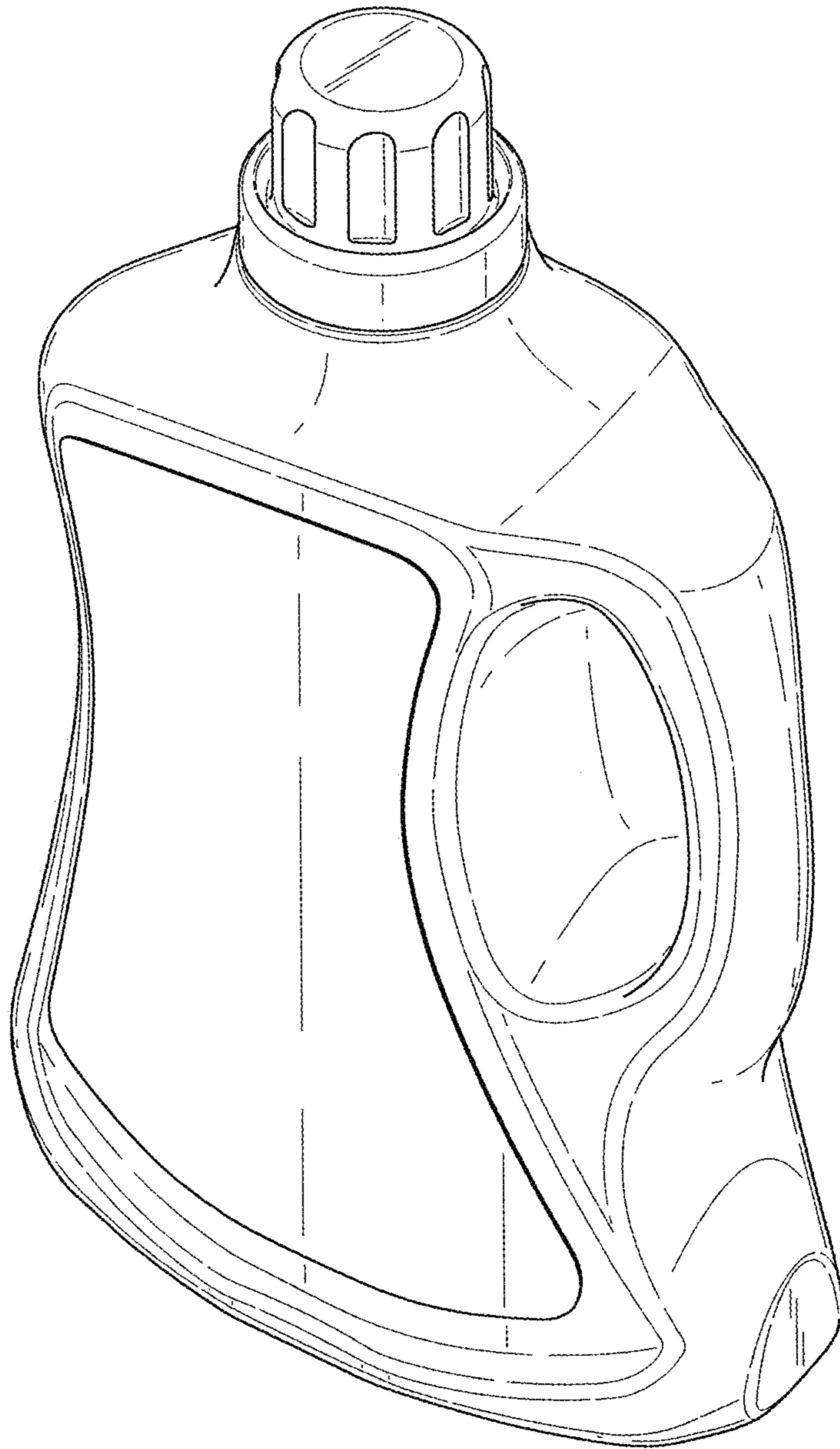


Fig. 1

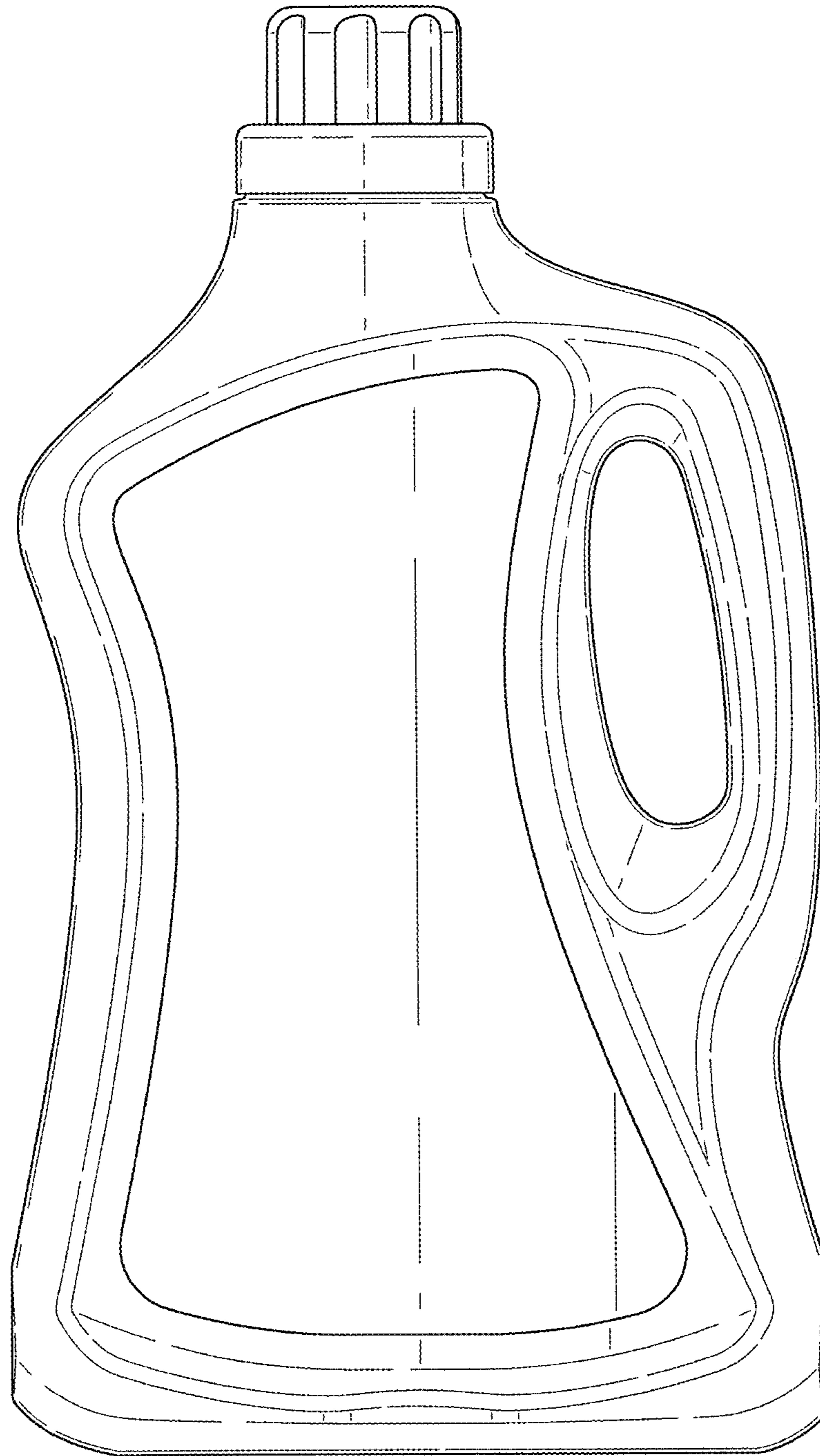


Fig. 2

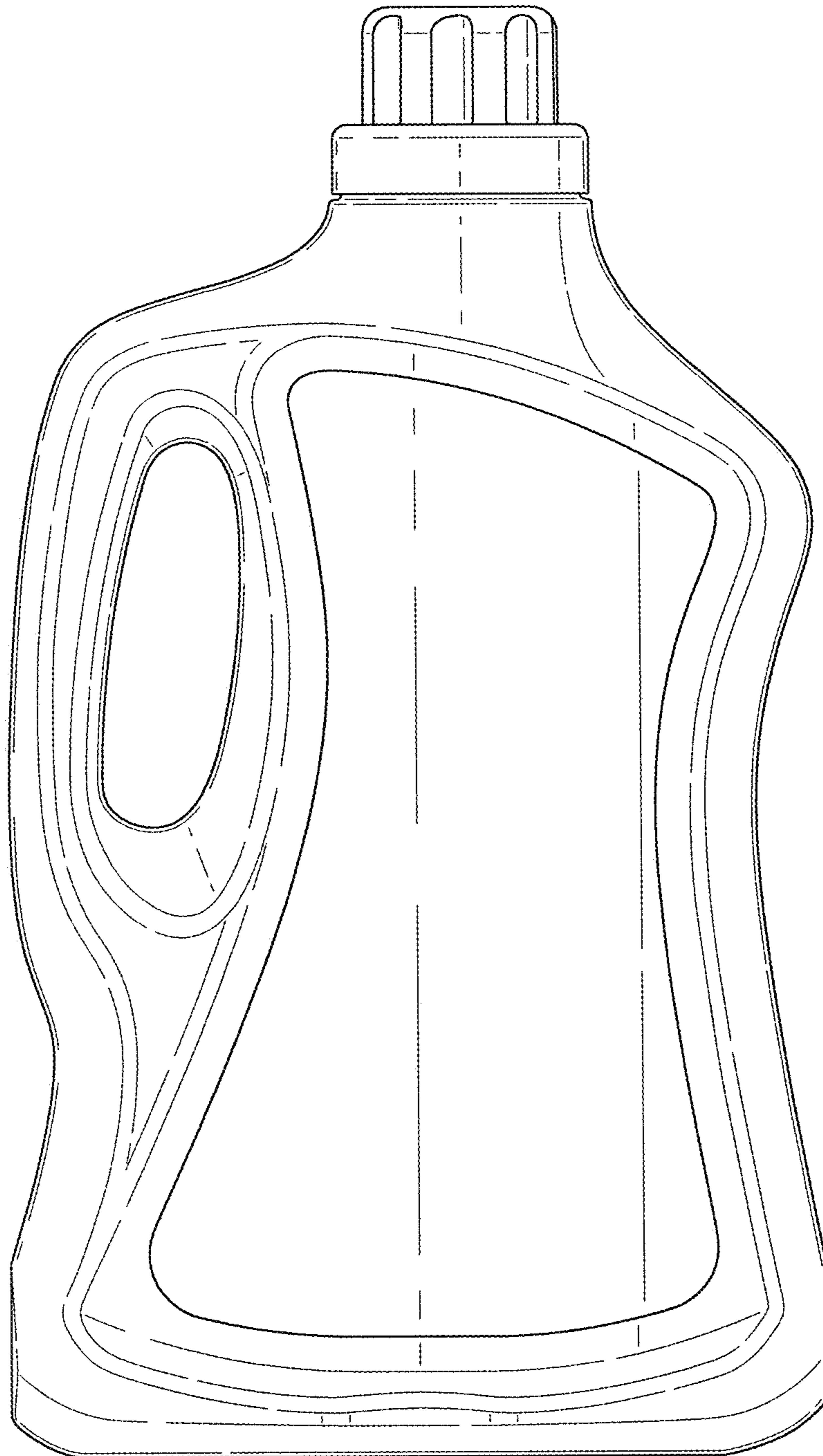


Fig. 3

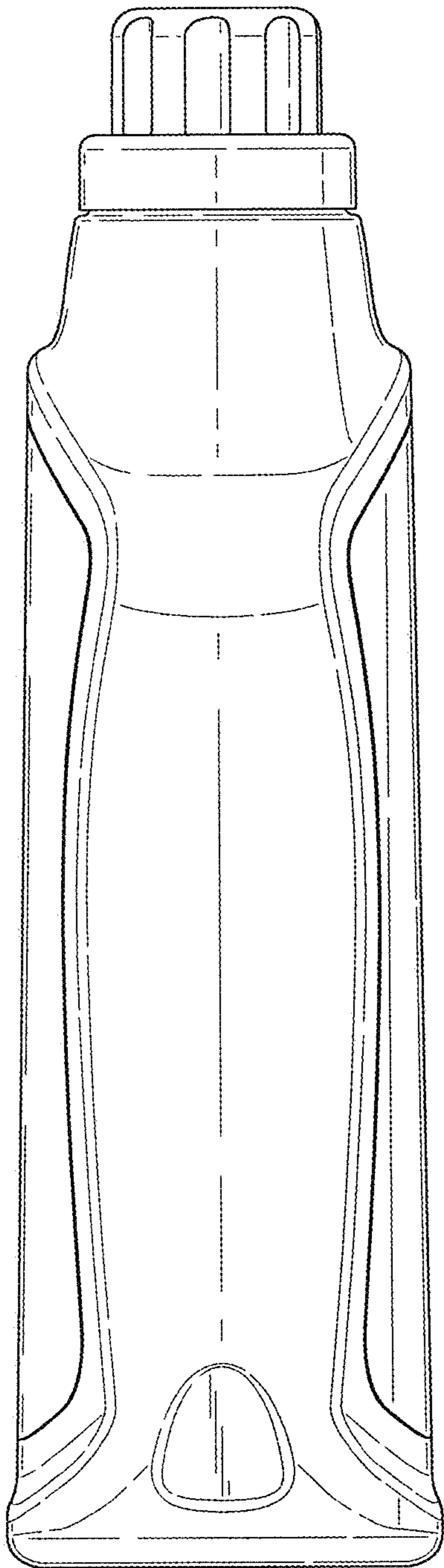


Fig. 4

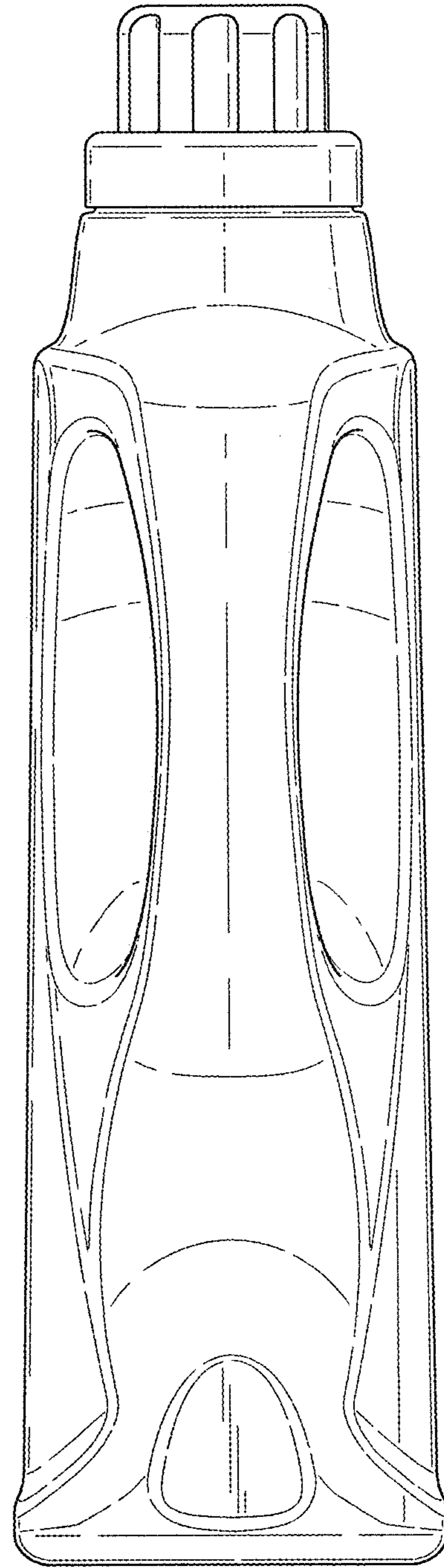


Fig. 5

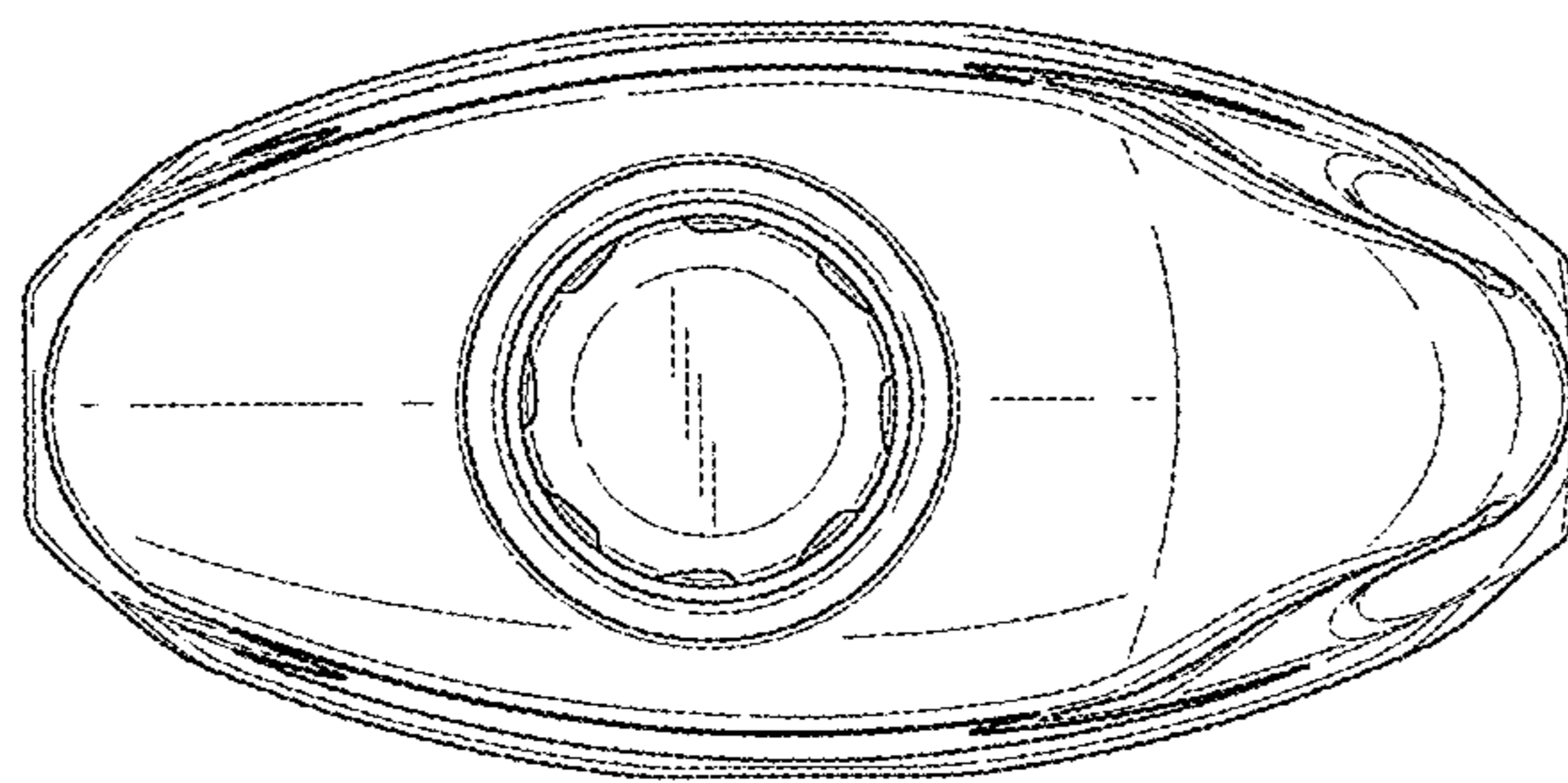


Fig. 6

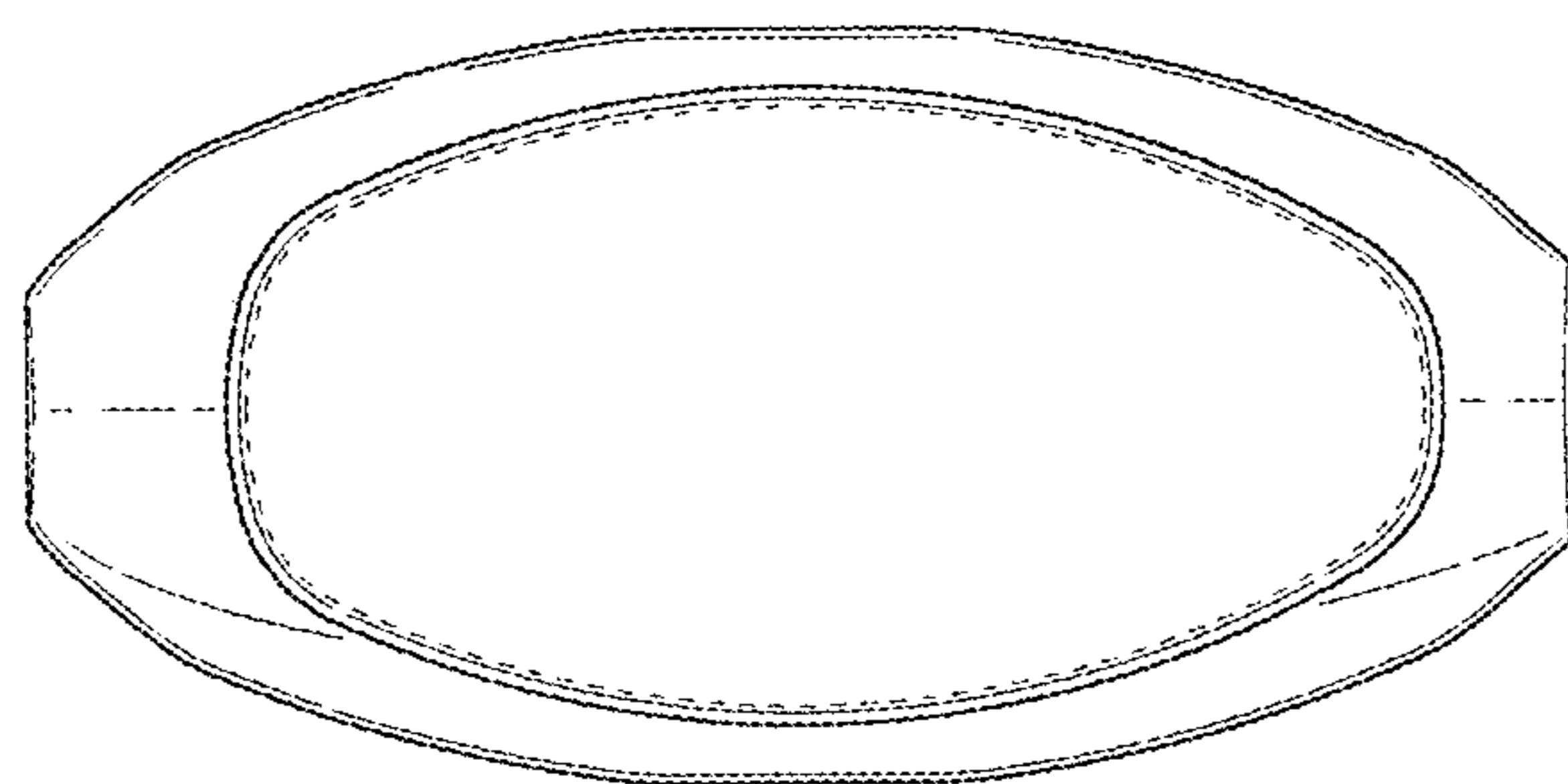


Fig. 7