



US00D787933S

(12) **United States Design Patent** (10) **Patent No.:** **US D787,933 S**  
**Sill et al.** (45) **Date of Patent:** **\*\* May 30, 2017**

(54) **CLOSEABLE CONTAINER**

- (71) Applicant: **Inno-Pak, LLC**, Delaware, OH (US)
- (72) Inventors: **Jonathan D. Sill**, Powell, OH (US);  
**Steven A. Mayer**, Indianapolis, IN (US)
- (73) Assignee: **Inno-Pak LLC**, Delaware, OH (US)
- (\*\*) Term: **15 Years**
- (21) Appl. No.: **29/573,833**
- (22) Filed: **Aug. 10, 2016**

**Related U.S. Application Data**

- (60) Division of application No. 29/545,308, filed on Nov. 11, 2015, now Pat. No. Des. 774,897, which is a continuation of application No. 29/527,085, filed on May 15, 2015, now Pat. No. Des. 762,113.
- (51) **LOC (10) Cl.** ..... **09-03**
- (52) **U.S. Cl.**  
USPC ..... **D9/432; D9/418**
- (58) **Field of Classification Search**  
USPC ..... D9/414-419, 499, 431, 432, 420-422;  
D19/91; D7/612; 206/589  
CPC ..... B65D 5/4204  
See application file for complete search history.

(56) **References Cited**

**U.S. PATENT DOCUMENTS**

D259,253 S	5/1981	Nelson
D291,065 S	7/1987	Pugh
D295,958 S	5/1988	Pugh
4,911,298 A	3/1990	Miyagawa
D309,262 S	7/1990	Coiner
D332,347 S	1/1993	Raadt
D332,744 S	1/1993	McCooley
D333,781 S	3/1993	Kobel

(Continued)

**OTHER PUBLICATIONS**

Notice of Allowance dated Apr. 18, 2016 from U.S. Appl. No. 29/527,085.  
Office Action dated Feb. 1, 2016 from U.S. Appl. No. 29/516,707.  
*Primary Examiner* — Rhea Shields  
(74) *Attorney, Agent, or Firm* — Ward and Smith, P.A.;  
Ryan K. Simmons

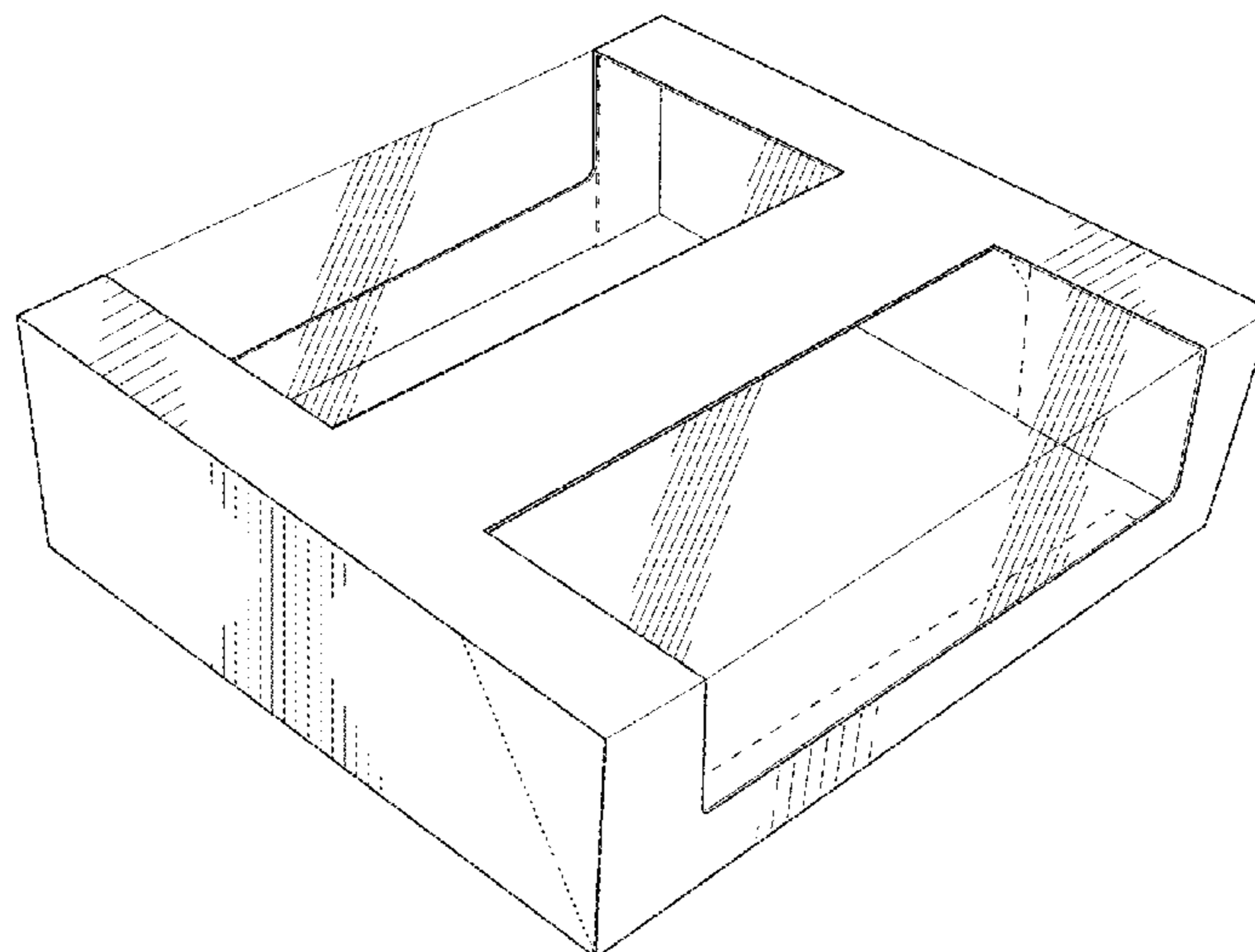
(57) **CLAIM**

The ornamental design for a closeable container, as shown and described.

**DESCRIPTION**

FIG. 1 is a perspective view of a closeable container showing a new design;  
FIG. 2 is a right side view thereof, the left side being a mirror image;  
FIG. 3 is a front view thereof, the rear being a mirror image;  
FIG. 4 is a top plan view thereof;  
FIG. 5 is a bottom plan view thereof;  
FIG. 6 is another perspective view thereof, showing the closeable container in an open configuration;  
FIG. 7 is another perspective view of the closeable container showing an alternate configuration;  
FIG. 8 is a right side view thereof, the left side being a mirror image;  
FIG. 9 is a front view thereof, the rear being a mirror image;  
FIG. 10 is a top plan view thereof;  
FIG. 11 is a bottom plan view thereof; and,  
FIG. 12 is another perspective view thereof, showing the closeable container in an open configuration.  
In FIGS. 1-2, 6-8, and 12 the dotted lines are for the purpose of illustrating perforations. In FIGS. 1, 4, 6, 7, 10, and 12 the dash-dash broken lines are for the purpose of illustrating environment and form no part of the claimed design.

**1 Claim, 10 Drawing Sheets**



(56)

References Cited

U.S. PATENT DOCUMENTS

D365,755 S 1/1996 Kanfer et al.  
 D372,401 S \* 8/1996 Lillelund ..... D7/612  
 D401,147 S 11/1998 Miller  
 D415,960 S \* 11/1999 Majdanski ..... D9/415  
 D464,878 S 10/2002 Thompson  
 D469,349 S 1/2003 Meeker et al.  
 D469,692 S \* 2/2003 Meeker ..... D9/431  
 D485,172 S 1/2004 Defino  
 D519,366 S \* 4/2006 Epstein ..... D9/431  
 D536,245 S \* 2/2007 Bruun ..... D9/422  
 D536,612 S \* 2/2007 Geurts ..... D9/432  
 D578,883 S 10/2008 Kisch  
 D580,751 S 11/2008 Blick  
 D593,211 S 5/2009 Dewitt  
 D595,104 S 6/2009 Goodrich  
 D602,353 S 10/2009 Anderson et al.  
 D607,987 S 1/2010 Paxton  
 D617,636 S 6/2010 Vanhoutte  
 D618,543 S 6/2010 Polaski  
 7,780,004 B2 8/2010 Carlozzi  
 D623,939 S 9/2010 Tearle  
 D626,831 S 11/2010 Nicholas  
 D636,662 S \* 4/2011 Ignacio ..... D9/418  
 D637,078 S 5/2011 Peng  
 D638,702 S 5/2011 Lowery  
 D644,099 S 8/2011 Martinez Rodriguez  
 D644,508 S 9/2011 Martinez Rodriguez  
 D646,964 S 10/2011 Ampadu  
 D647,398 S 10/2011 Winkler  
 D649,067 S \* 11/2011 Birdwell ..... D9/418  
 D649,886 S 12/2011 Ocampo  
 D651,074 S 12/2011 Lacey  
 D655,153 S 3/2012 Mitten

D668,540 S 10/2012 Lutzig  
 D675,092 S \* 1/2013 Sill ..... D9/431  
 D678,779 S 3/2013 Lee  
 D679,950 S 4/2013 Cooper  
 D681,444 S 5/2013 Oja et al.  
 D688,568 S 8/2013 Noel  
 D693,215 S 11/2013 Sill  
 D693,216 S \* 11/2013 Sill ..... D9/418  
 D693,217 S \* 11/2013 Sill ..... D9/418  
 D693,218 S 11/2013 Sill  
 D695,104 S \* 12/2013 Sill ..... D9/418  
 D696,725 S \* 12/2013 Sasken-Duff ..... D19/91  
 8,607,987 B2 12/2013 Oja et al.  
 D706,132 S \* 6/2014 Sill ..... D9/432  
 D708,511 S 7/2014 Green  
 D712,275 S \* 9/2014 Irek ..... D9/418  
 D713,716 S 9/2014 Oja et al.  
 D716,649 S \* 11/2014 McAdam ..... D9/418  
 D717,162 S 11/2014 Baker  
 D717,163 S 11/2014 Paulsen  
 D717,645 S 11/2014 Wilmers  
 D719,440 S 12/2014 Matloff  
 D727,732 S \* 4/2015 Petty ..... D9/415  
 D728,357 S 5/2015 Pierce  
 D729,055 S 5/2015 Lemnios et al.  
 D729,058 S 5/2015 Ishikawa  
 D739,228 S \* 9/2015 Jondal ..... D9/421  
 D746,673 S 1/2016 Sanfilippo  
 D746,700 S 1/2016 Boehnen et al.  
 D753,919 S 4/2016 Parker  
 D760,598 S 7/2016 White  
 D766,108 S 9/2016 Brown  
 2009/0236351 A1 9/2009 Chu et al.  
 2015/0344216 A1 \* 12/2015 Petty ..... B65D 5/4204  
 206/589

\* cited by examiner

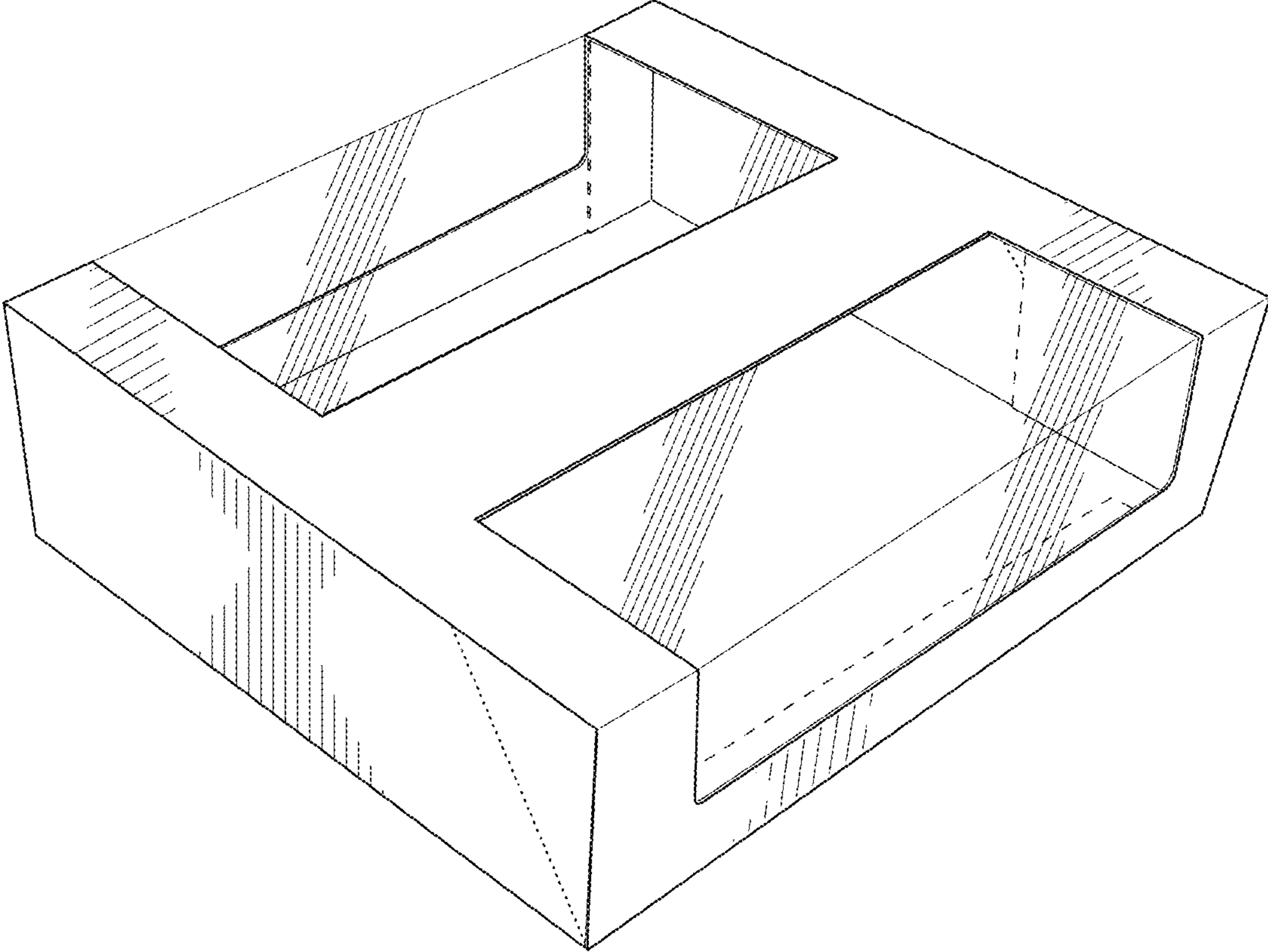
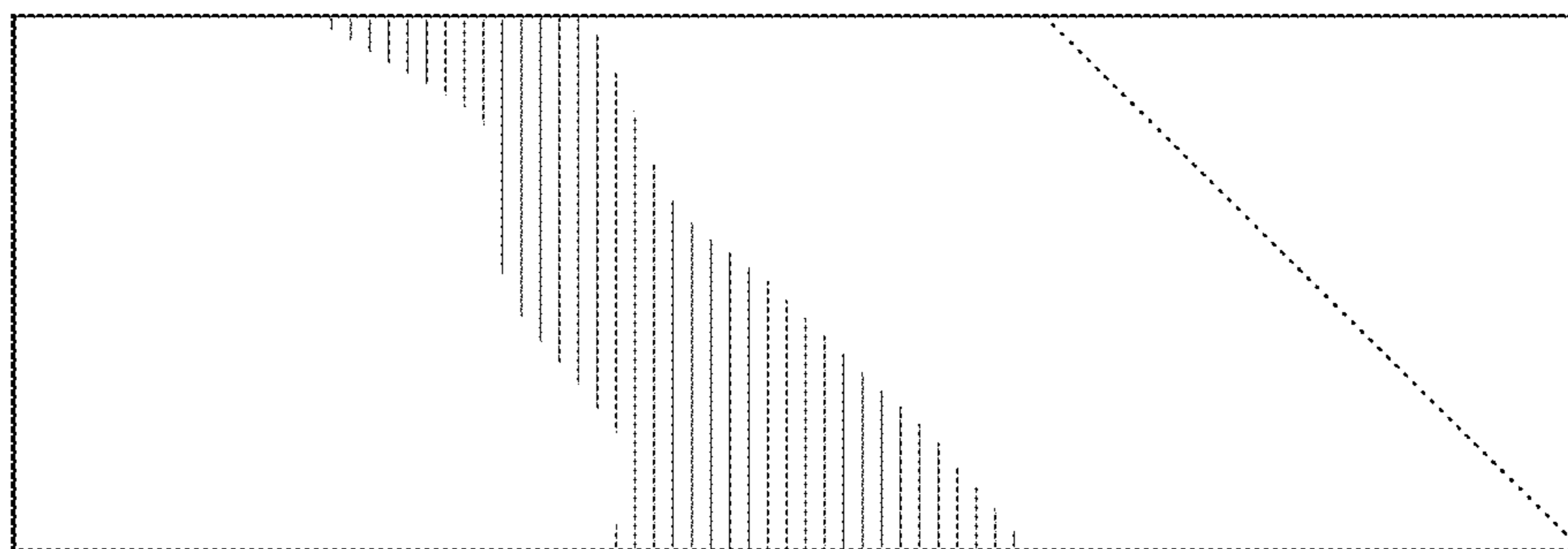
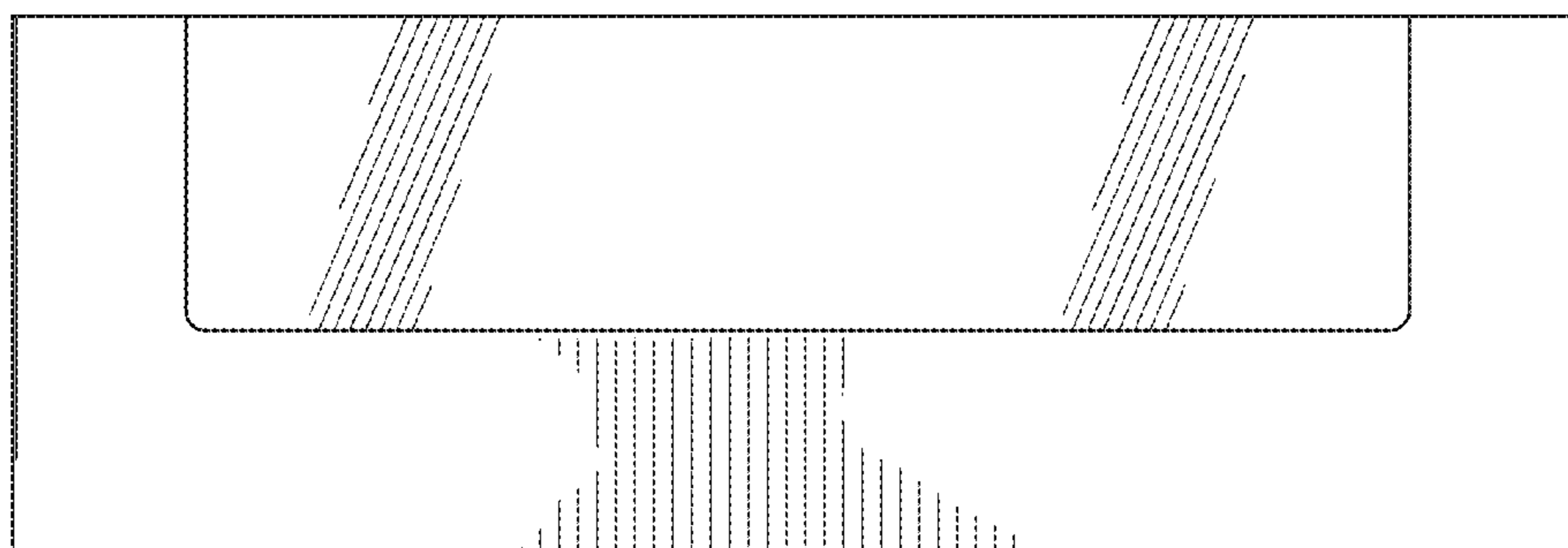


FIG. 1



**FIG. 2**



**FIG. 3**

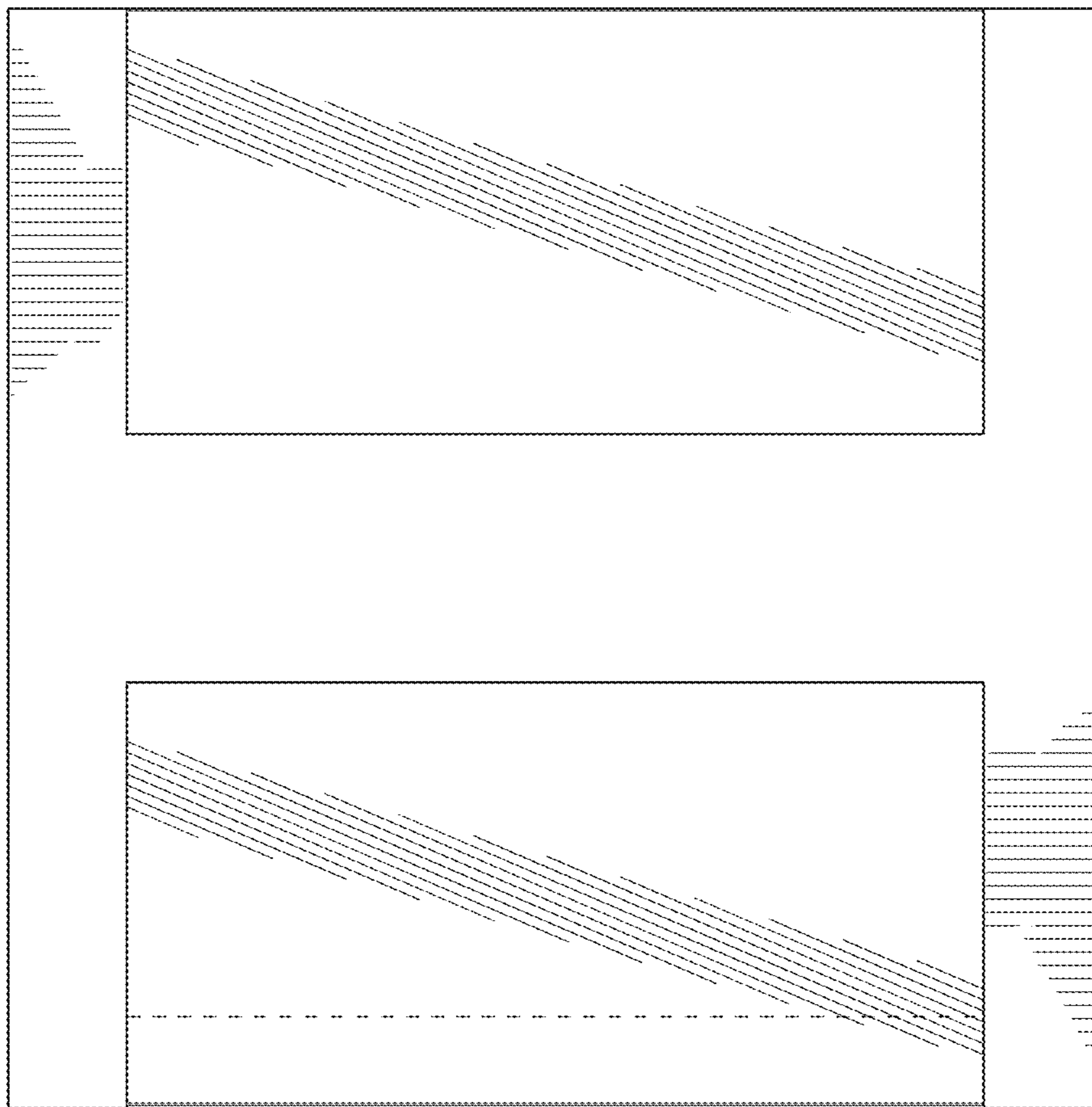



FIG. 4



*FIG. 5*

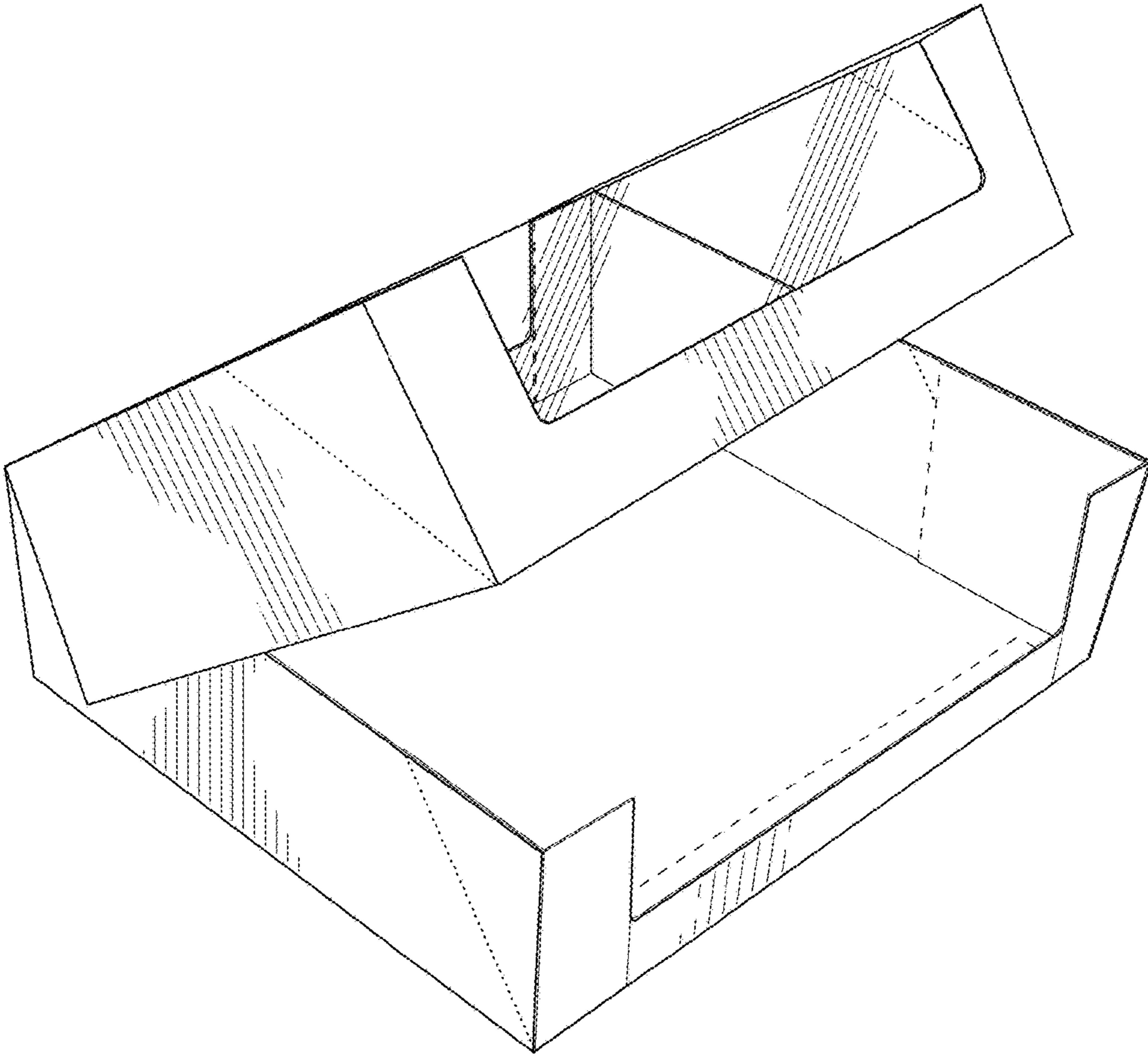


FIG. 6

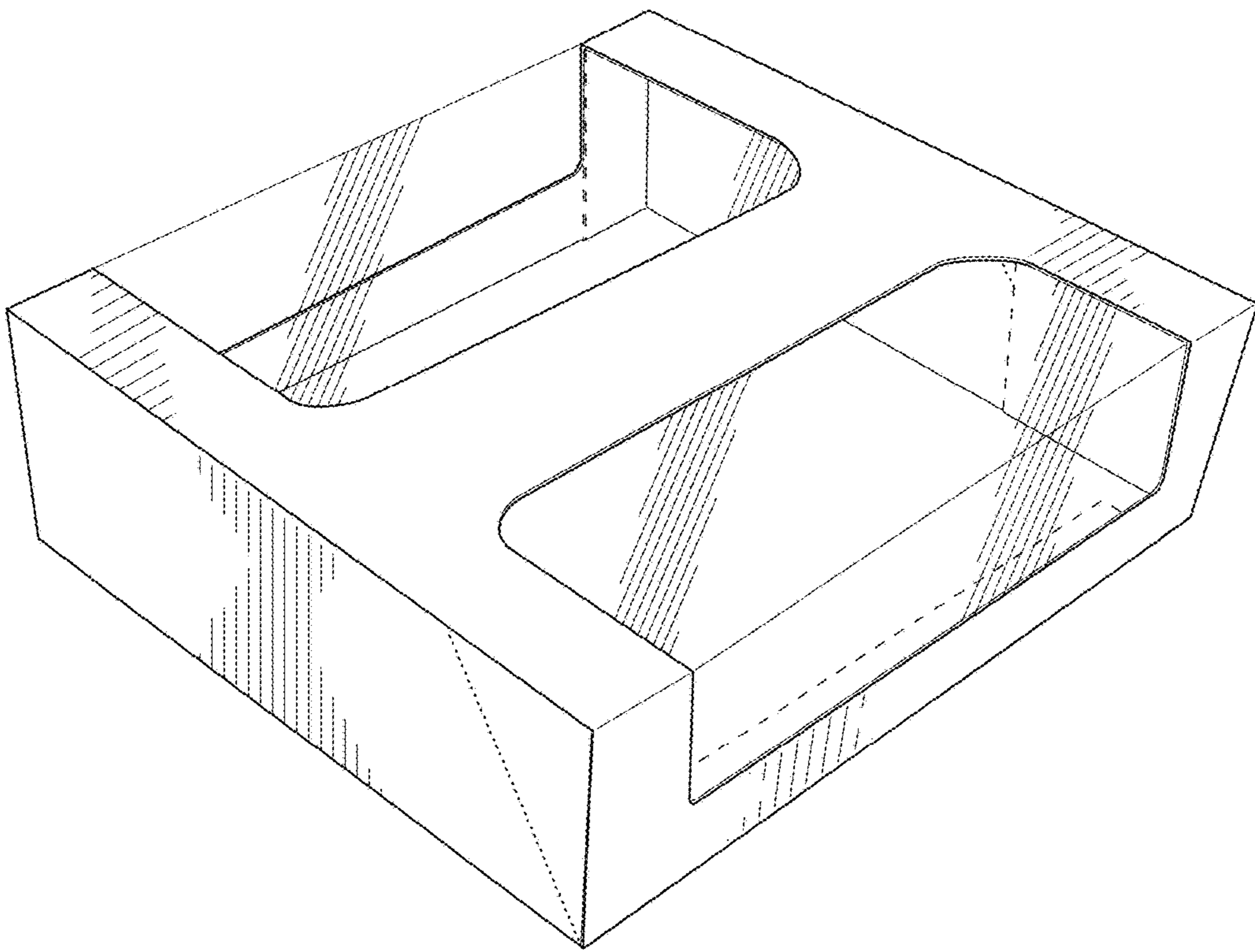
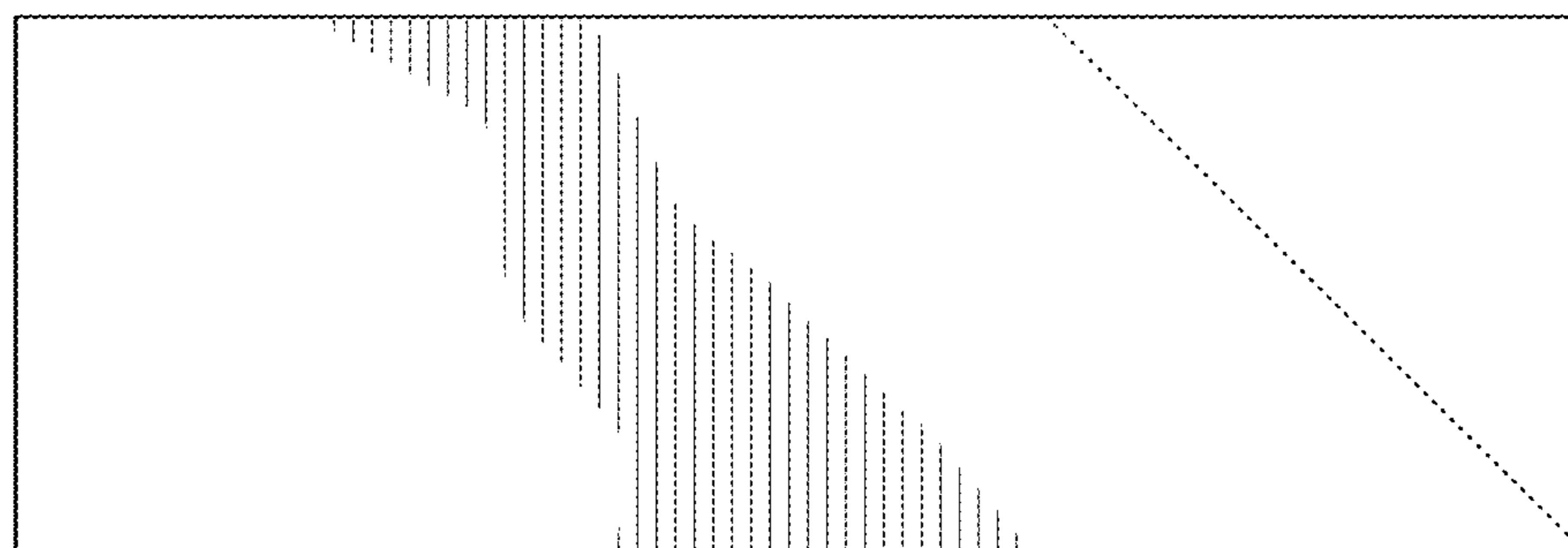
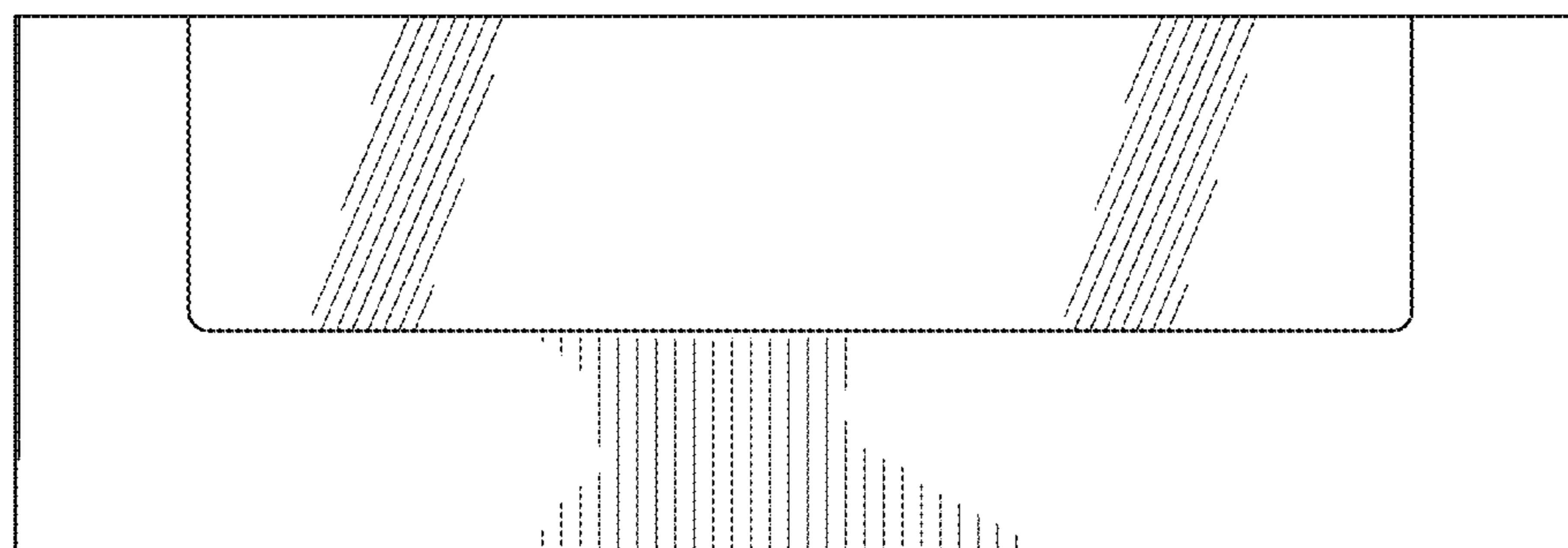


FIG. 7

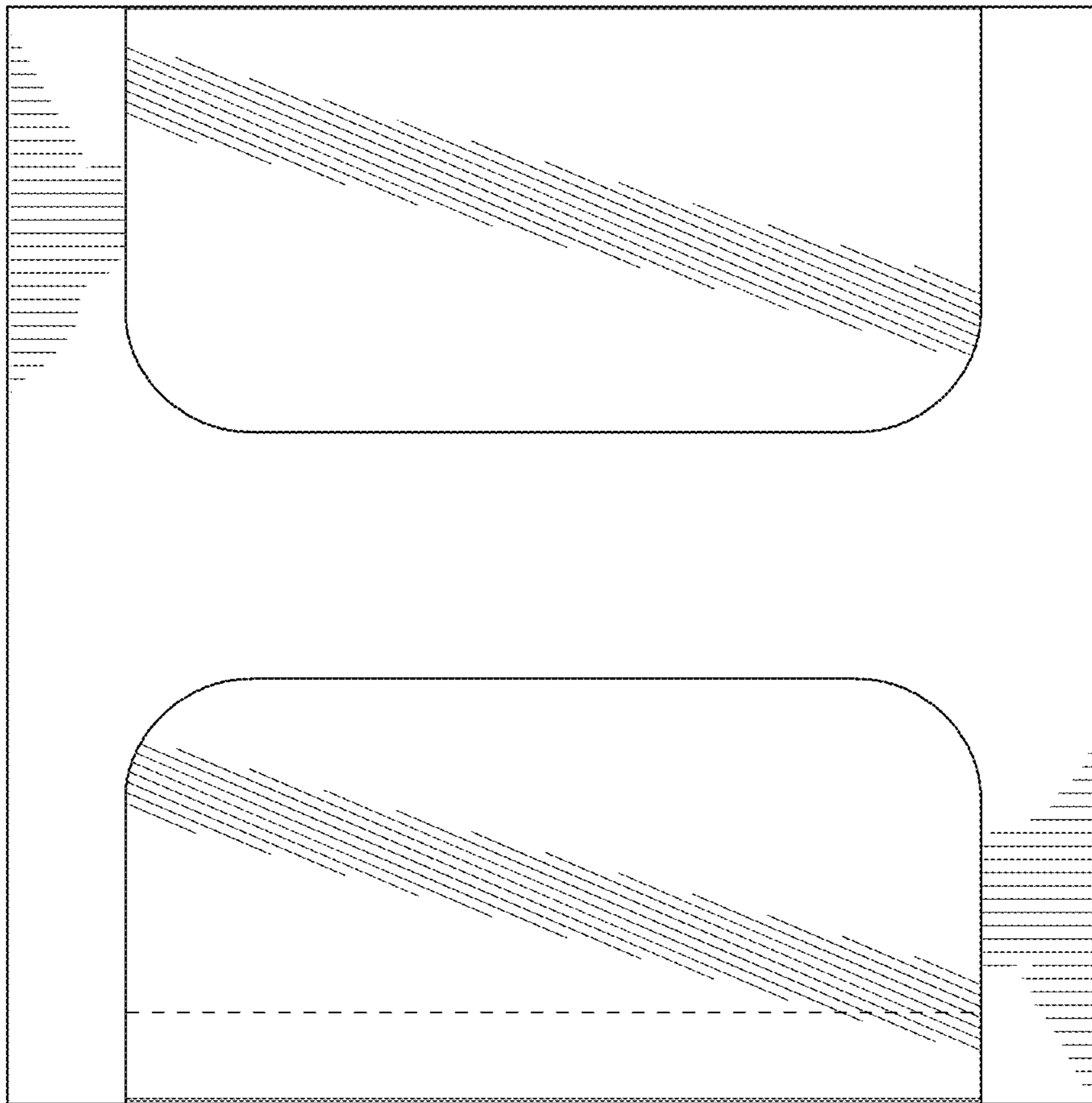





**FIG. 8**



**FIG. 9**



**FIG. 10**



**FIG. 11**

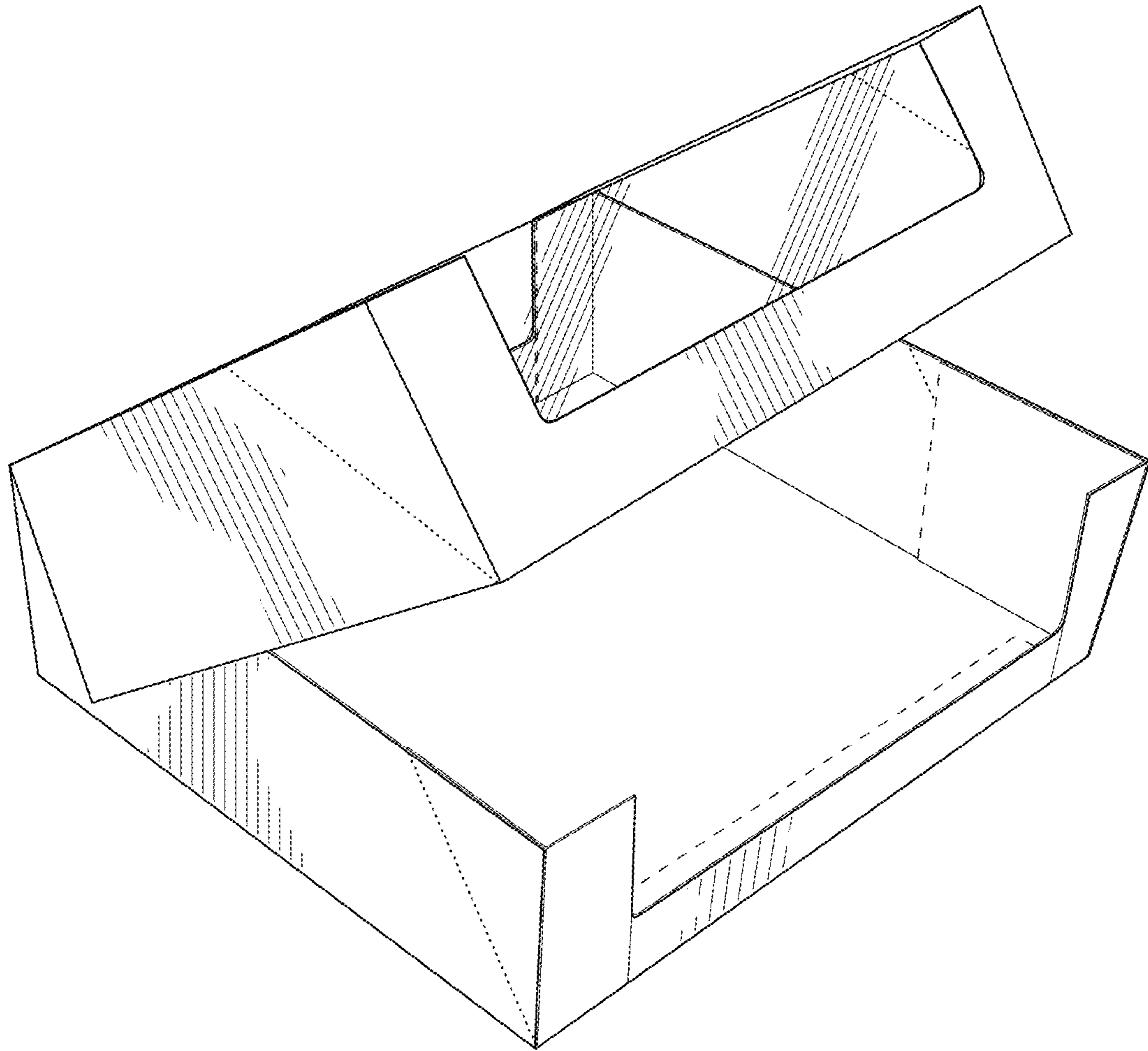


FIG. 12