



US00D787913S

(12) **United States Design Patent** (10) **Patent No.:** **US D787,913 S**
Robinson et al. (45) **Date of Patent:** **** May 30, 2017**

(54) **ELASTOMERIC RESILIENT HANDLE SLEEVE**

(71) Applicant: **Farrell E Robinson**, Vestavia, AL (US)

(72) Inventors: **Farrell E. Robinson**, Vestavia, AL (US); **Lucus Parker Kohn**, Moody, AL (US); **Shelby Rice**, Birmingham, AL (US); **Dillon Ezekiel Smith**, McCalla, AL (US)

(**) Term: **15 Years**

(21) Appl. No.: **29/578,167**

(22) Filed: **Sep. 19, 2016**

(51) **LOC (10) Cl.** **08-06**

(52) **U.S. Cl.**
 USPC **D8/322; D8/308**

(58) **Field of Classification Search**
 USPC D8/300-302, 307-309, 310, 311, 321, D8/322; D23/254, 255, 257; 292/336.3, 292/347; 74/523, 543; 70/192, 201, 206, 70/207; 16/110.1, 412, 416, 430, 16/DIG. 30; D7/393, 394, 396; D3/318
 CPC Y10T 16/469; Y10T 16/44; Y10T 16/476; Y10T 74/2042; Y10T 74/20612; Y10T 74/20732; Y10T 74/20828; Y10T 74/20762; Y10T 74/20864; Y10T 16/466; Y10T 292/0994; Y10T 74/20822; Y10T 16/459; Y10T 74/20876; Y10T 292/108; Y10T 292/0917; Y10T 74/20582; Y10T 292/1059; Y10T 16/4559; Y10T 292/0934; Y10T 292/1061; Y10T 292/089; Y10T 292/0949; Y10T 292/1022; Y10T 292/102; Y10T 292/0902; Y10T 137/6024; Y10T 74/20516; Y10T 292/1048; Y10S 16/12; Y10S 292/27; Y10S 292/53; Y10S 16/24; Y10S 292/63; Y10S 292/54; E05B 1/0053; E05B 1/0069

See application file for complete search history.

(56) **References Cited**

U.S. PATENT DOCUMENTS

2,705,813 A *	4/1955	Zide	A47J 45/078 16/440
4,167,347 A	9/1979	Hoyle	
4,197,611 A	4/1980	Bell et al.	
4,926,521 A *	5/1990	Gagnepain	A47J 45/061 16/430
D319,278 S	8/1991	Tosti	
D327,623 S *	7/1992	Boche	D8/107
5,213,110 A	5/1993	Kedem et al.	
5,251,380 A *	10/1993	Craig	B25G 1/102 16/421
D351,448 S	10/1994	Fisher	
5,373,608 A *	12/1994	Welch	A47J 45/071 16/425
D401,294 S	11/1998	Kaner	

(Continued)

Primary Examiner — Derrick Holland
Assistant Examiner — Lauren Calve
 (74) *Attorney, Agent, or Firm* — Thomas | Horstemeyer LLP; Christopher B. Linder; Randy R. Schoen

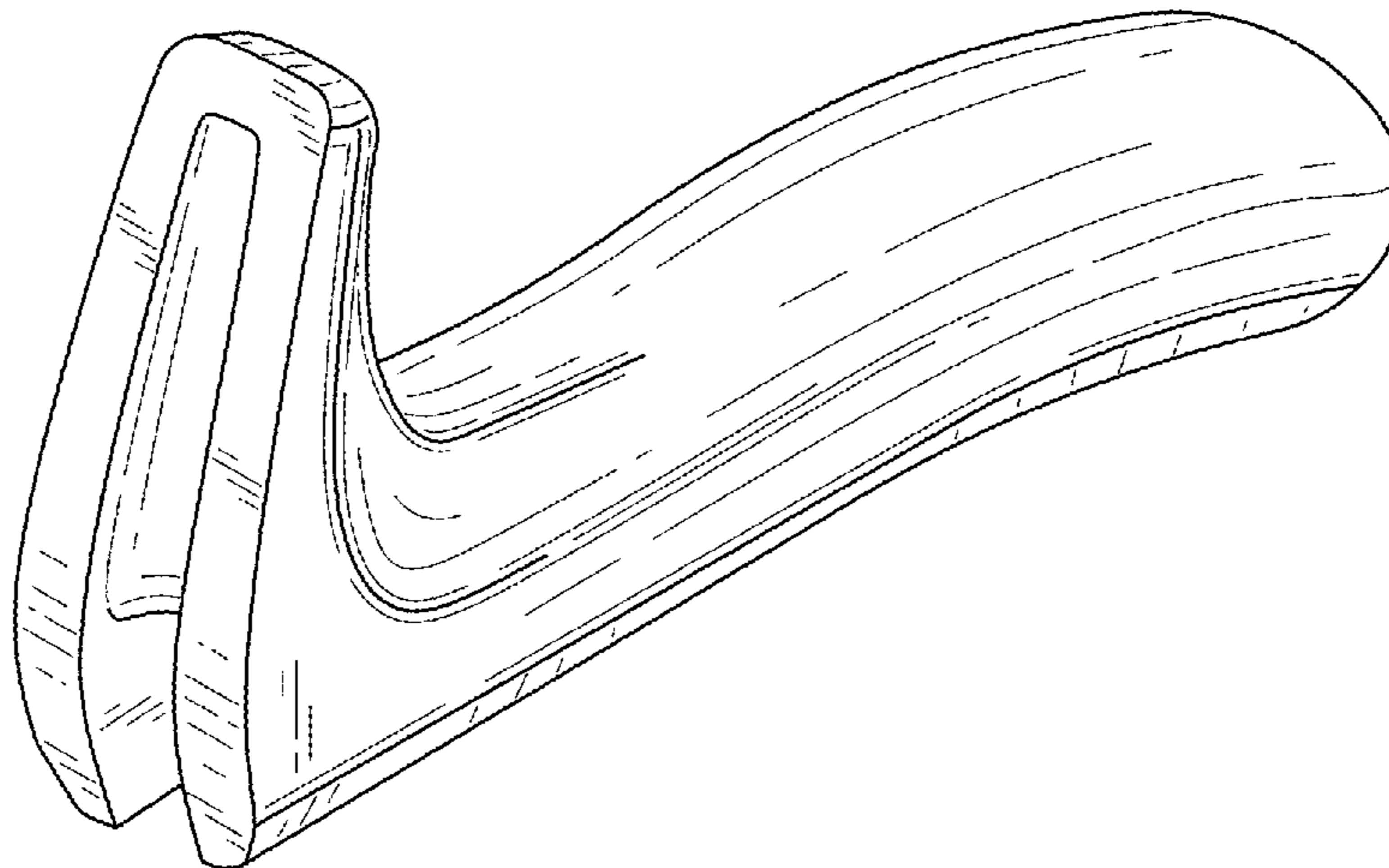
(57) **CLAIM**

We claim the ornamental design for an elastomeric resilient handle sleeve, as shown and described.

DESCRIPTION

FIG. 1 is a front, right side, perspective view of an elastomeric resilient handle sleeve showing our new design; FIG. 2 is a front elevational view thereof; FIG. 3 is a rear elevational view thereof; FIG. 4 is a right side elevational view thereof; FIG. 5 is a left side elevational view thereof; FIG. 6 is a top plan view thereof; and, FIG. 7 is a bottom plan view thereof.

1 Claim, 4 Drawing Sheets



(56)

References Cited

U.S. PATENT DOCUMENTS

5,950,280 A * 9/1999 Taylor A47G 21/02
16/422
6,134,743 A * 10/2000 Schmidt A47L 13/022
15/111
6,328,494 B1 * 12/2001 Moxon B43K 5/005
15/443
6,390,521 B1 * 5/2002 Bohlman E05B 1/0053
16/413
6,447,031 B1 * 9/2002 O'Hanlon E05B 1/0053
16/413
D494,832 S * 8/2004 Pyatt D8/107
D514,421 S * 2/2006 Mineau D7/401.2
D572,907 S 7/2008 Byrne
7,743,451 B2 * 6/2010 Kim A47K 11/10
15/104.94
D644,304 S * 8/2011 Slothower D23/252
8,540,712 B2 9/2013 Covidien
8,556,115 B2 10/2013 Bellerose et al.
8,745,825 B2 6/2014 Gitman et al.
D710,180 S * 8/2014 Roberts, III E05B 85/10
D8/308
8,850,662 B2 10/2014 Gitman et al.
D719,808 S * 12/2014 Musser D8/107
2002/0104194 A1 8/2002 Erenaga

* cited by examiner

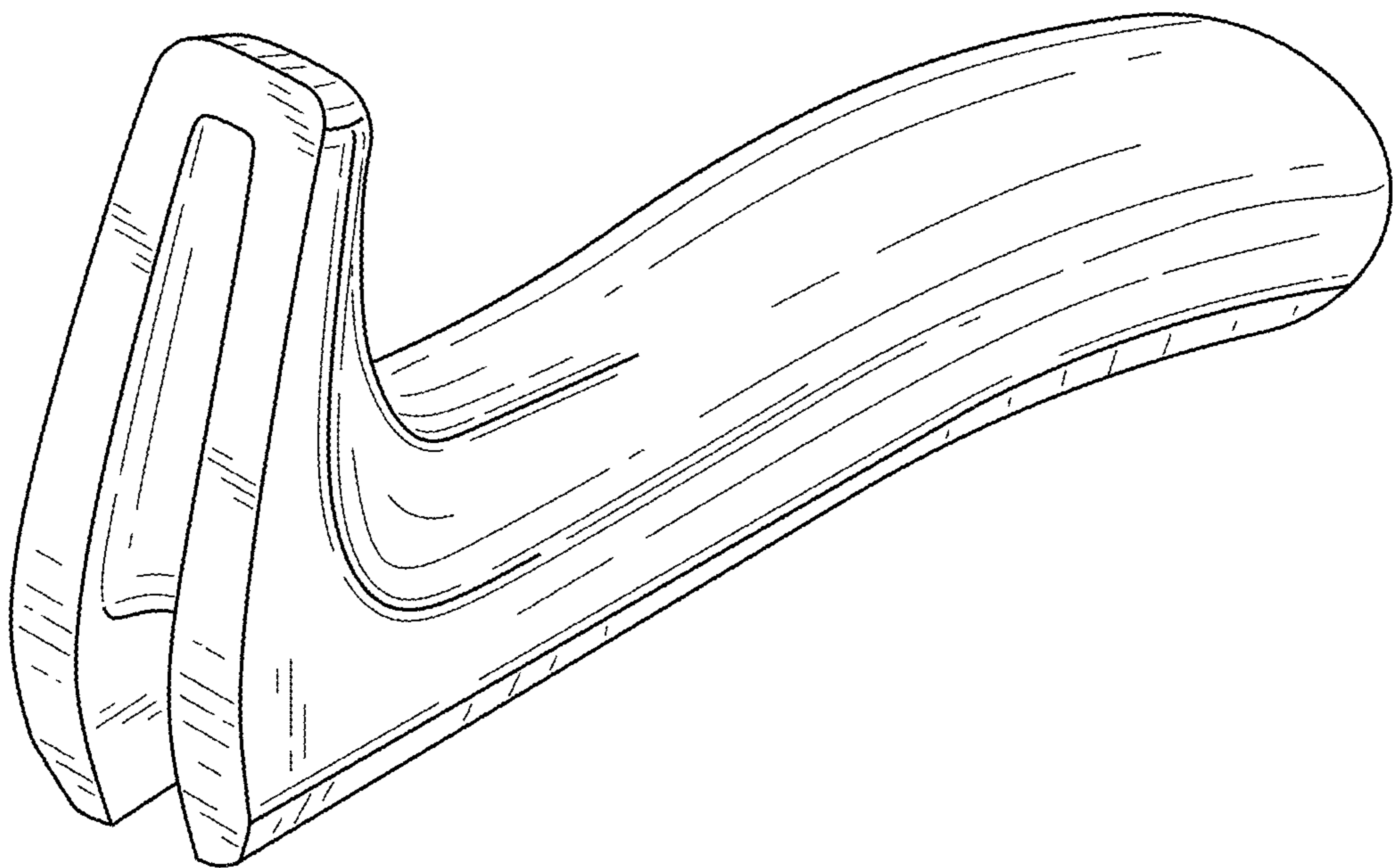


FIG. 1

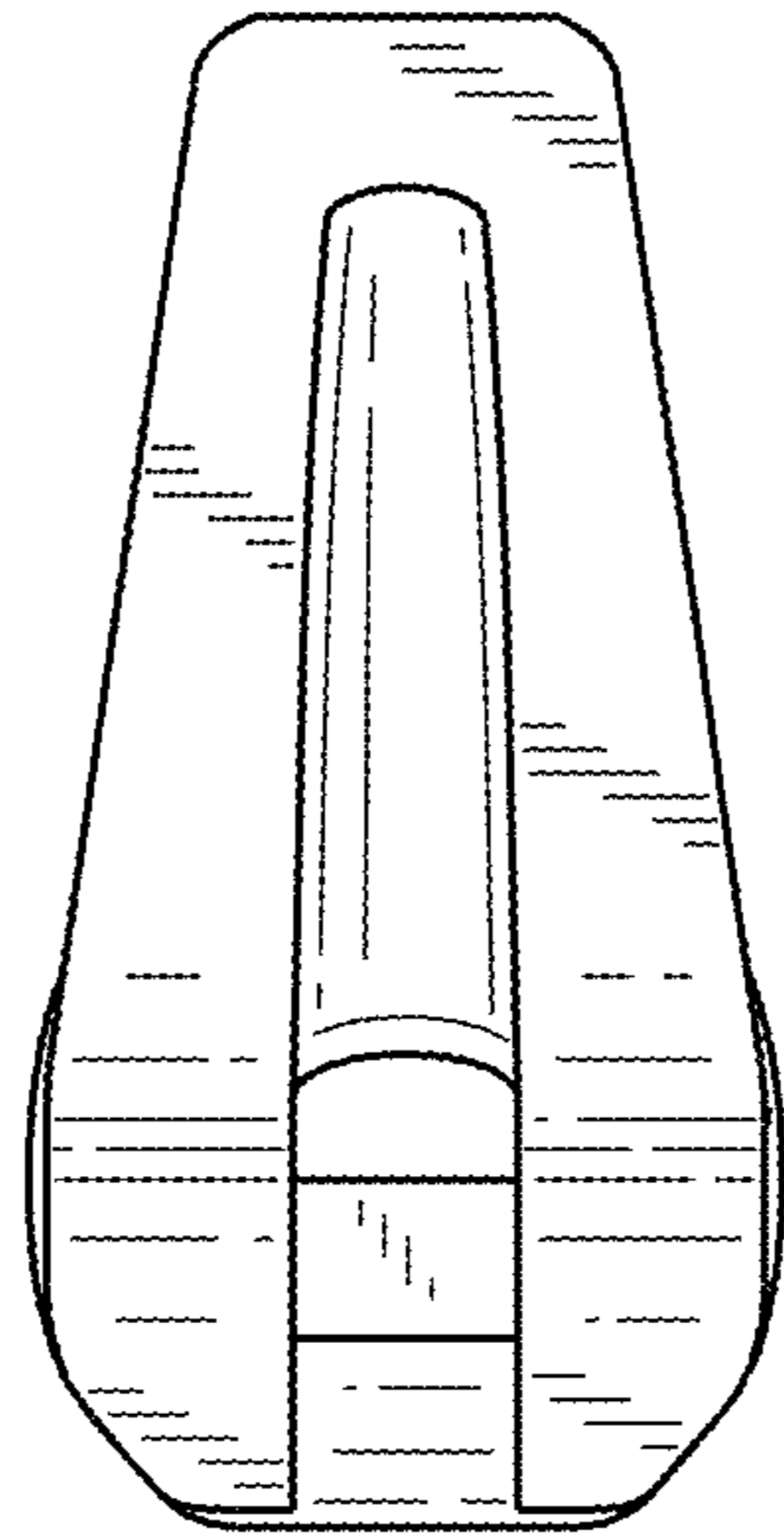


FIG. 2

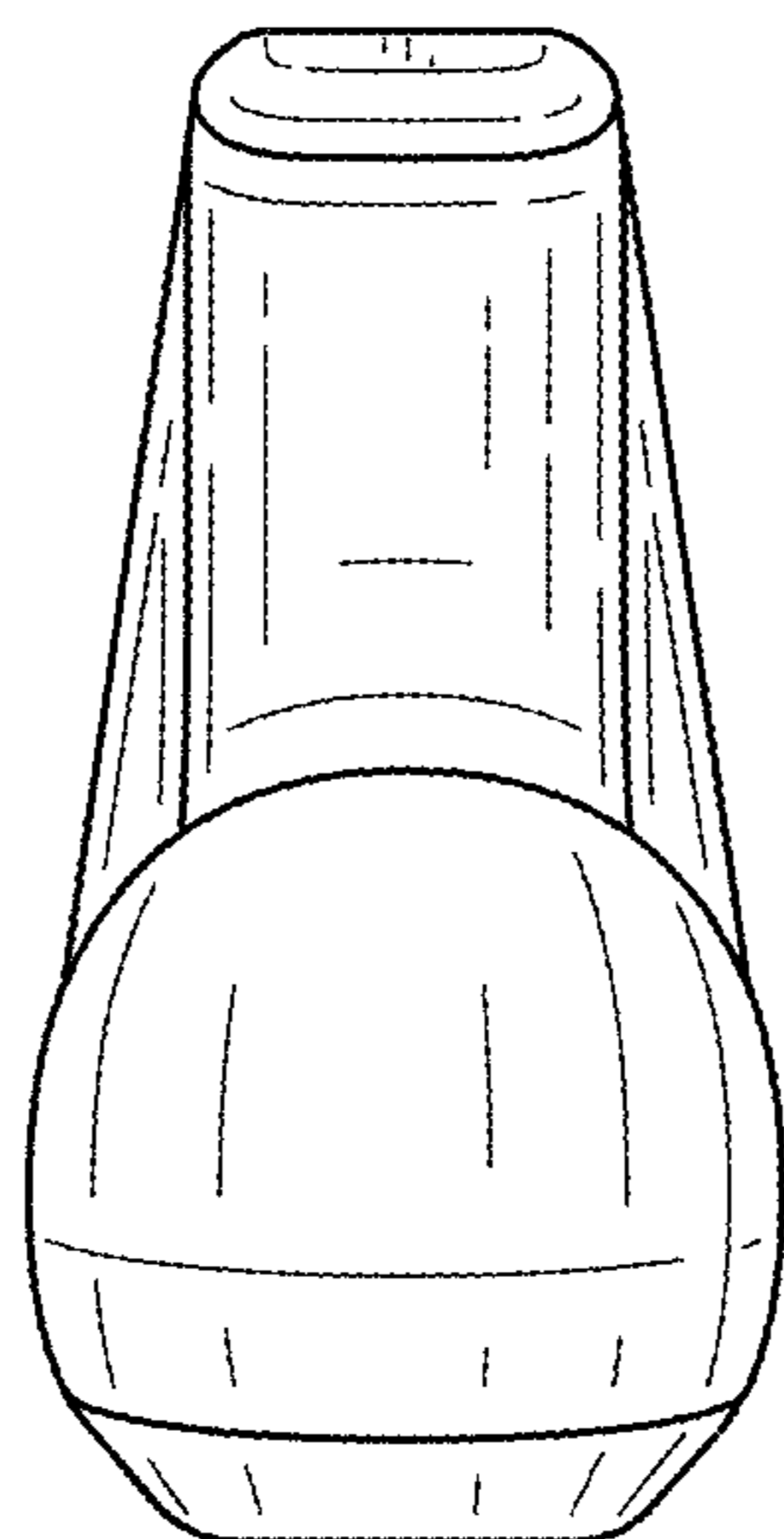


FIG. 3

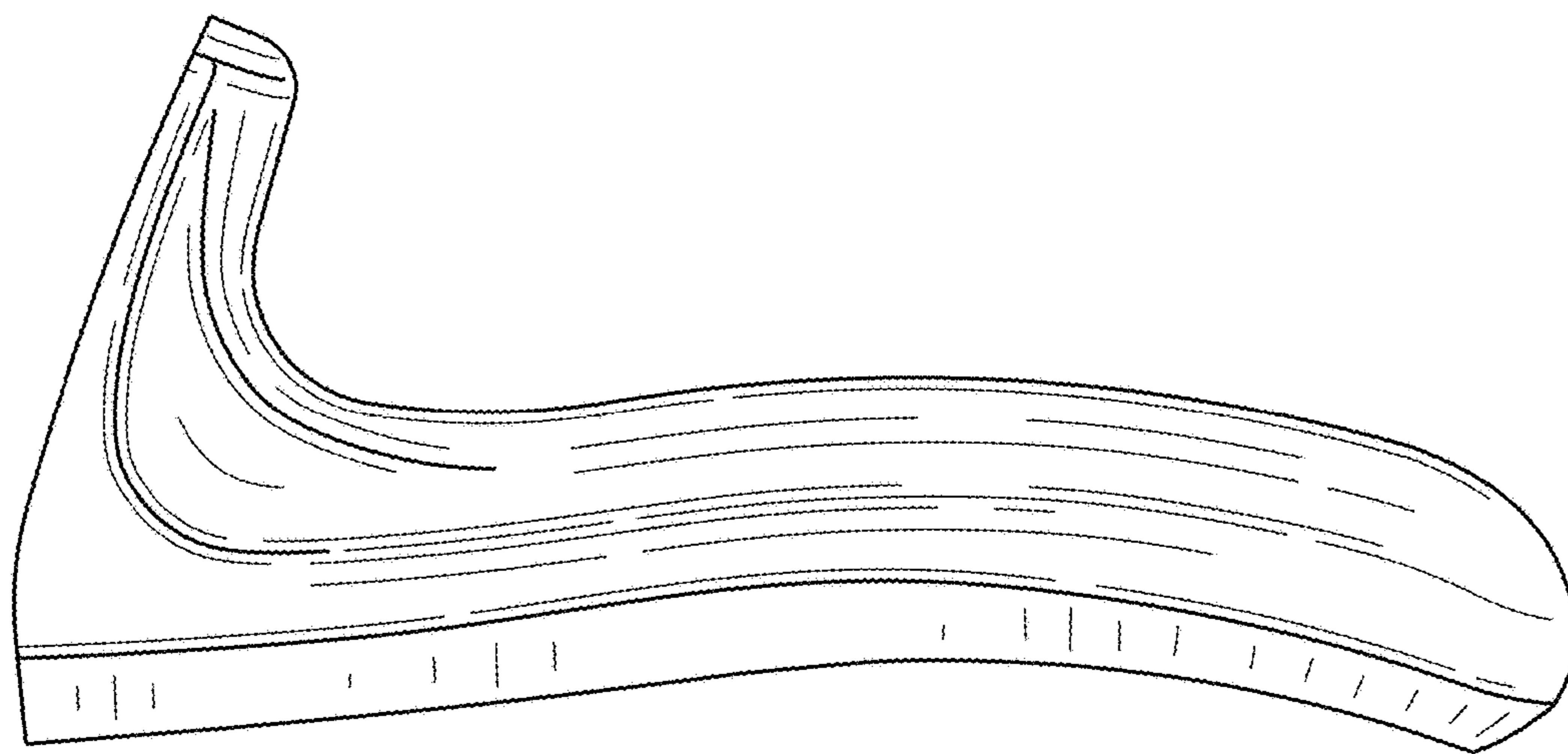


FIG. 4

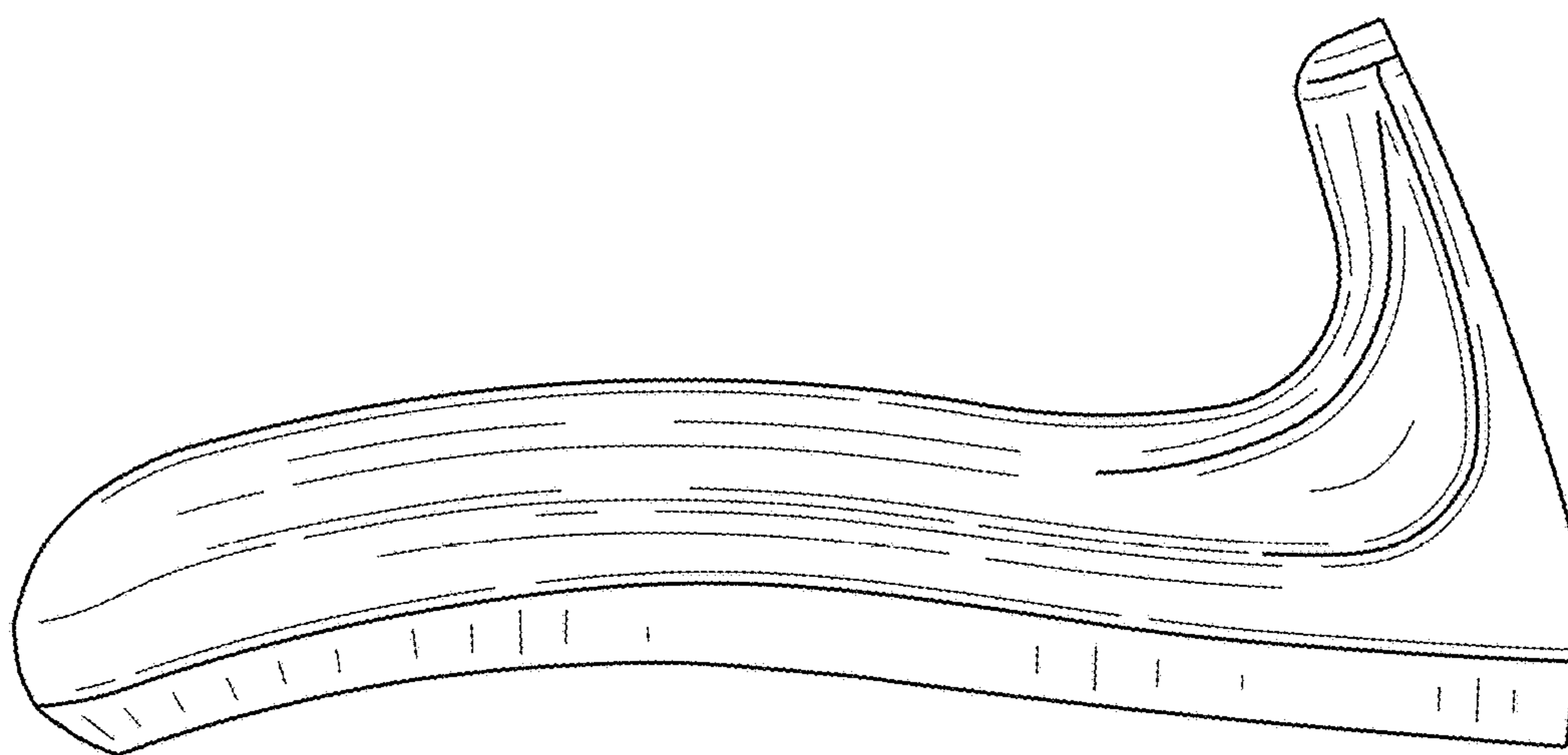


FIG. 5

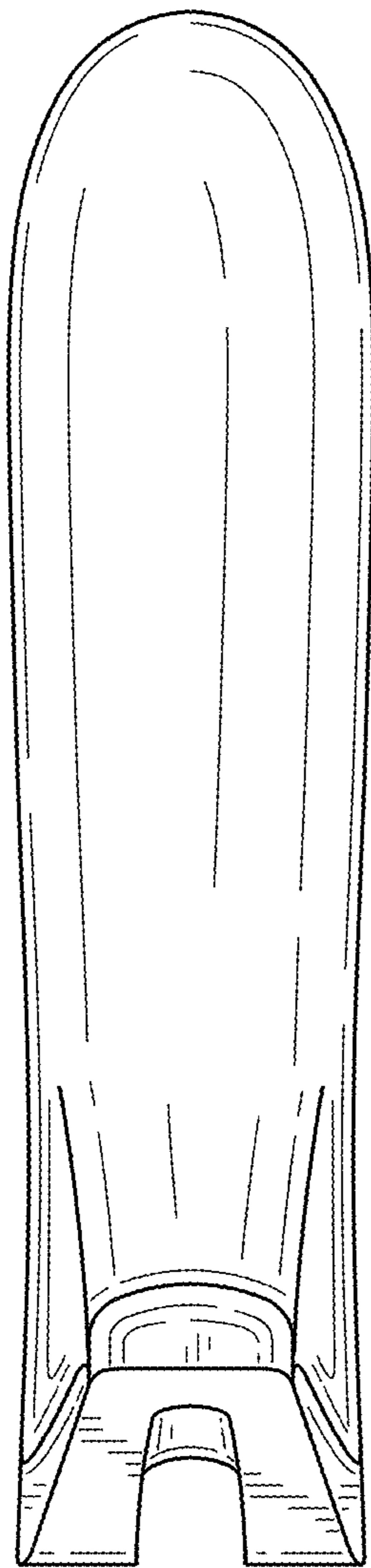


FIG. 6

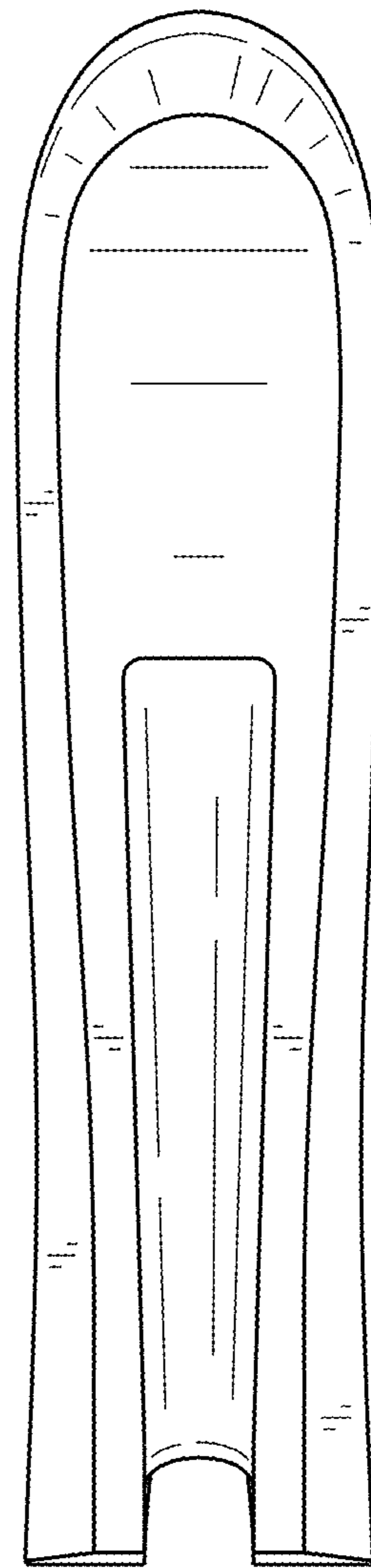


FIG. 7