



US00D787902S

(12) **United States Design Patent**  
**Hamilton**

(10) **Patent No.: US D787,902 S**

(45) **Date of Patent: \*\* May 30, 2017**

- (54) **FISH CUTTING BOARD**
- (71) Applicant: **Huelan Hamilton**, Midland, TX (US)
- (72) Inventor: **Huelan Hamilton**, Midland, TX (US)
- (\*\*) Term: **15 Years**
- (21) Appl. No.: **29/566,058**
- (22) Filed: **May 26, 2016**
- (51) **LOC (10) Cl. .... 07-04**
- (52) **U.S. Cl.**  
USPC ..... **D7/698**
- (58) **Field of Classification Search**  
USPC ..... D7/543, 549, 550.1, 586, 698-699;  
D32/55-57  
CPC ..... A22C 25/06; A47J 47/00; A47J 47/005;  
A47J 47/20; B26D 7/0006; B26D 7/018;  
B26D 7/20; B23D 21/00; B23K 37/04;  
B23K 37/053; B23Q 16/001; G09B 23/36  
See application file for complete search history.

- 4,454,630 A \* 6/1984 Shouldis ..... A22C 25/06  
269/239
- 4,977,644 A \* 12/1990 Evans ..... A22C 25/06  
269/258
- 5,376,043 A \* 12/1994 Carter ..... A22C 25/06  
452/195
- D357,847 S \* 5/1995 Hoffman ..... D7/698
- D366,400 S \* 1/1996 Dentsbier ..... D12/317
- D702,096 S \* 4/2014 Stineburg ..... D7/698
- 2005/0040580 A1 \* 2/2005 Davis ..... A47J 47/005  
269/289 R

\* cited by examiner

*Primary Examiner* — Ricky Pham

(74) *Attorney, Agent, or Firm* — Jennifer S. Sickler;  
Thompson & Knight LLP

(57) **CLAIM**

The ornamental design for a fish cutting board, as shown.

**DESCRIPTION**

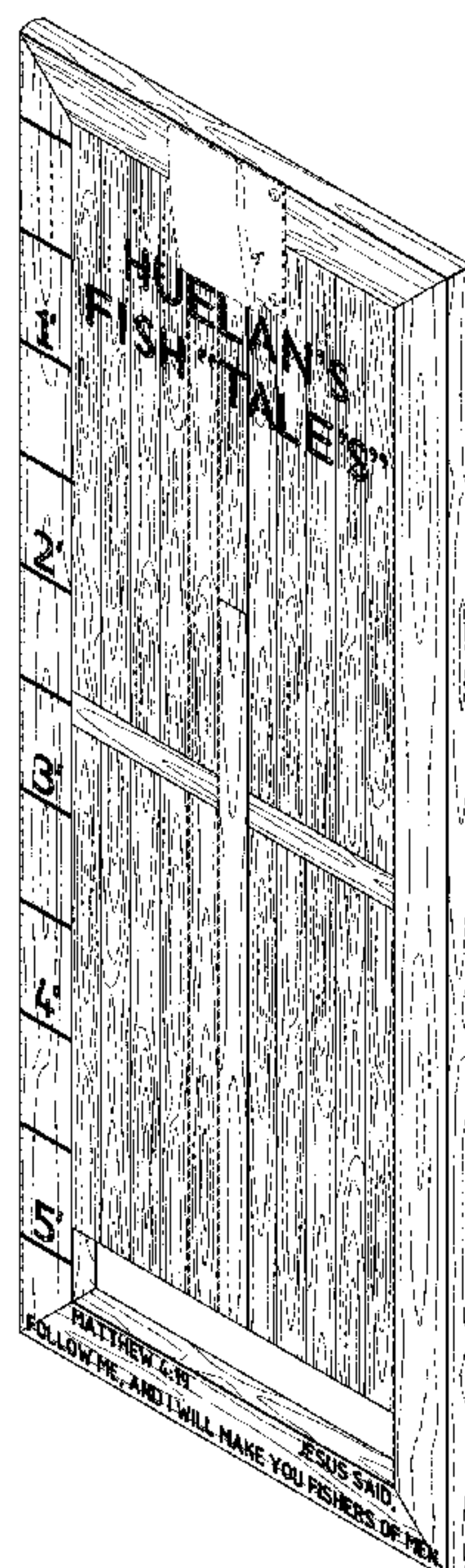
FIG. 1 is a perspective view of a fish cutting board;  
 FIG. 2 is a front plan view of the fish cutting board of FIG. 1;  
 FIG. 3 is a rear plan view of the fish cutting board of FIG. 1;  
 FIG. 4 is a side elevational view of a first side of the fish cutting board of FIG. 1;  
 FIG. 5 is a side elevational view of a second side of the fish cutting board of FIG. 1;  
 FIG. 6 is an end elevational view of a first end of the fish cutting board of FIG. 1; and,  
 FIG. 7 is an end elevational view of a second end of the fish cutting board of FIG. 1.  
 The broken lines shown in the drawings are for illustrative purposes only and form no part of the claimed design.

**1 Claim, 5 Drawing Sheets**

(56) **References Cited**

U.S. PATENT DOCUMENTS

- 328,995 A \* 10/1885 Andrews ..... A47J 47/005  
269/293
- 3,165,779 A \* 1/1965 Teetor ..... A22C 25/02  
452/173
- 3,713,188 A \* 1/1973 Holladay ..... A22C 25/06  
452/196
- 3,947,012 A \* 3/1976 Cobb ..... A47J 47/005  
144/346
- 4,203,231 A \* 5/1980 Van Note ..... G09B 23/36  
428/217
- D267,463 S \* 1/1983 Thompson ..... D6/664



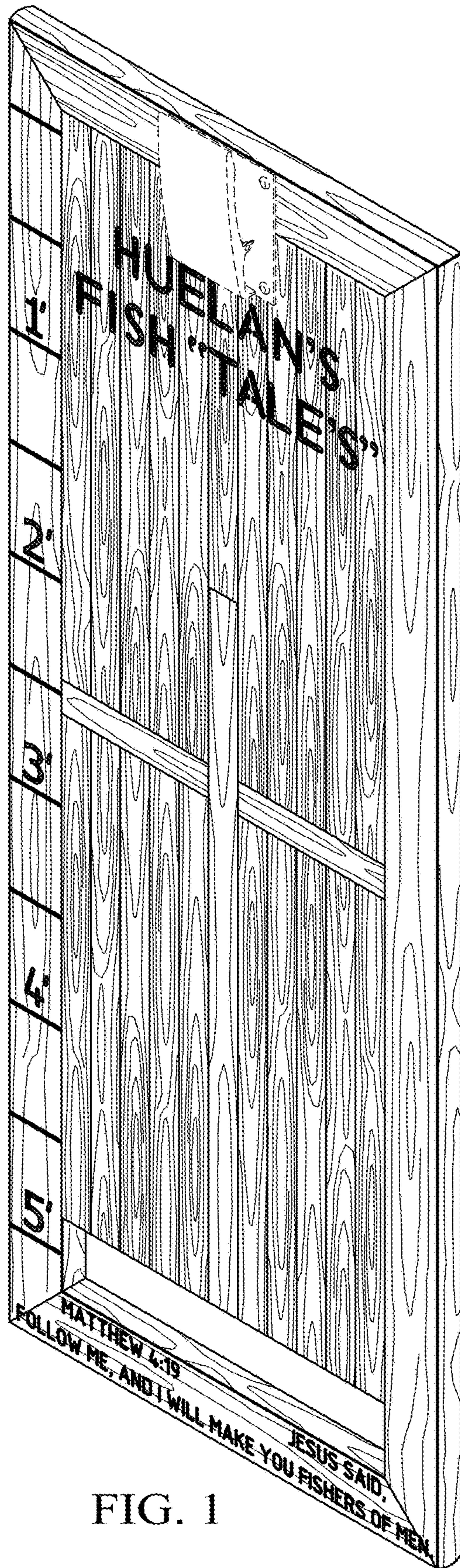


FIG. 1



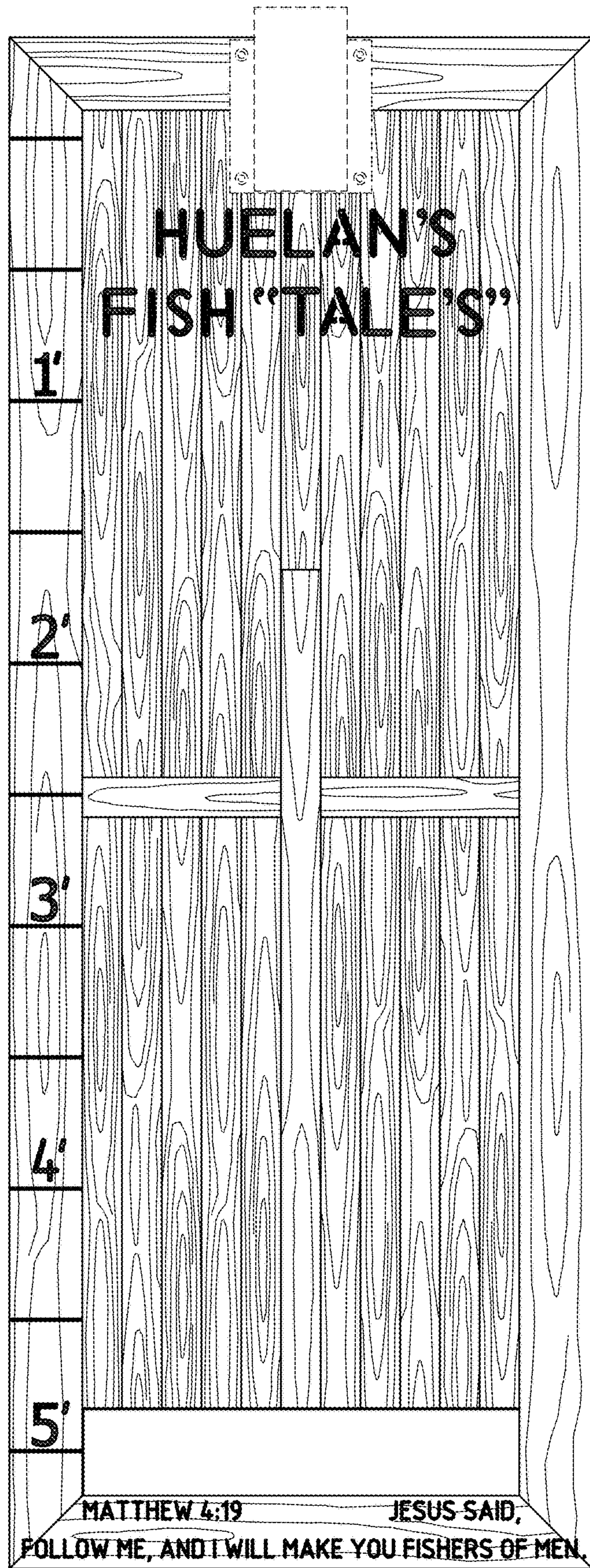


FIG. 2






FIG. 3

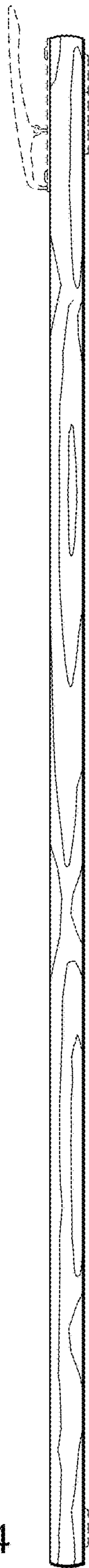


FIG. 4

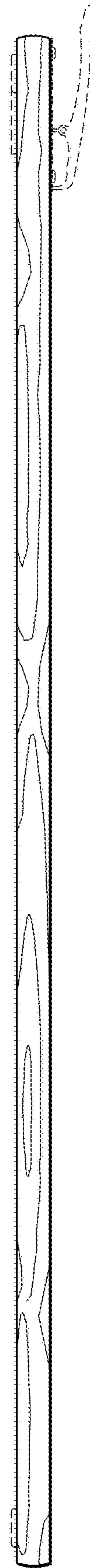


FIG. 5

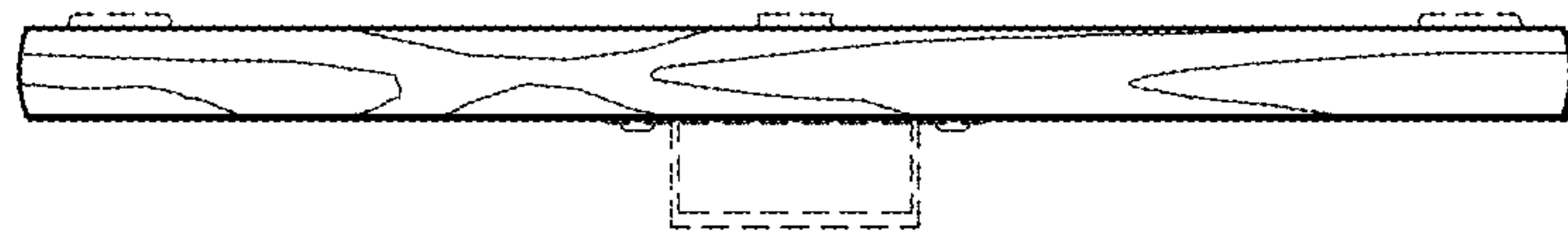


FIG. 6




FIG. 7