



US00D787892S

(12) **United States Design Patent**
Goodman et al.

(10) **Patent No.:** **US D787,892 S**
(45) **Date of Patent:** **** May 30, 2017**

- (54) **FRUIT TREE**
- (71) Applicant: **Spectrum Diversified Designs, LLC**,
Streetsboro, OH (US)
- (72) Inventors: **Aaron D. Goodman**, Beachwood, OH
(US); **Phaysouk Xayoiphonh**, Akron,
OH (US); **Wenyue Wang**, Stow, OH
(US)
- (73) Assignee: **Spectrum Diversified Designs, LLC**,
Streetsboro, OH (US)

D369,482 S *	5/1996	McArdle	D7/601
5,826,843 A *	10/1998	Sturm	A47F 7/0071
				211/13.1
D481,265 S *	10/2003	Ancona	D7/601
6,854,609 B1 *	2/2005	Hettinger	A47F 7/0071
				211/85.4
D538,109 S *	3/2007	Goodman	D7/601
D569,691 S *	5/2008	Goodman	D7/601
D586,624 S *	2/2009	Goodman	D7/601
D620,711 S *	8/2010	Hertaus	D3/306
D670,971 S *	11/2012	Goodman	D7/601
D671,371 S *	11/2012	Goodman	D7/601
D698,204 S *	1/2014	Goodman	D7/601

(**) Term: **15 Years**

(21) Appl. No.: **29/555,701**

(22) Filed: **Feb. 24, 2016**

(51) **LOC (10) Cl.** **07-01**

(52) **U.S. Cl.**
USPC **D7/601**

(58) **Field of Classification Search**
USPC D7/601, 704, 600.1-600.4, 584-587;
D3/304, 306; D6/676.5, 677.5, 678,
D6/678.4, 680.3; D19/76
CPC A47F 7/0071; A47F 7/00; A47F 7/022;
A47F 5/01; A47F 7/02; A47L 19/04;
F16M 11/10; F16M 13/00; A47B 75/00
See application file for complete search history.

(56) **References Cited**

U.S. PATENT DOCUMENTS

2,038,903 A *	4/1936	Rakatzky	A47F 7/0071	211/169
4,936,466 A *	6/1990	Nava	A47F 7/02	206/566

* cited by examiner

Primary Examiner — Terry Wallace

(74) *Attorney, Agent, or Firm* — Benesch, Friedlander,
Coplan & Aronoff LLP

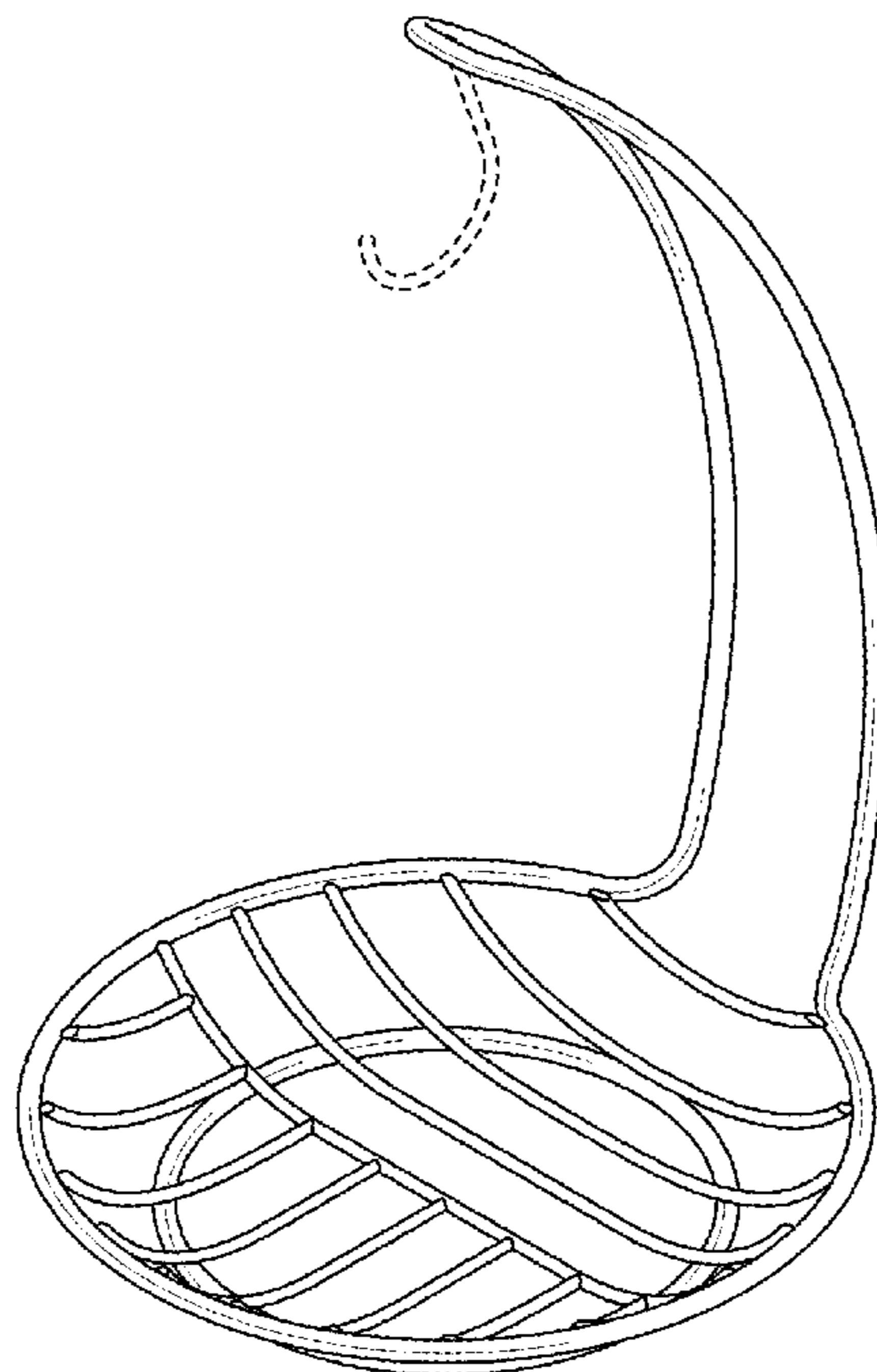
(57) **CLAIM**

The ornamental design for a fruit tree, as shown and described.

DESCRIPTION

FIG. 1 is a perspective view of a banana holder a new design;
FIG. 2 is a front view of the banana holder of FIG. 1;
FIG. 3 is a rear view of the banana holder of FIG. 1;
FIG. 4 is a side view of the banana holder of FIG. 1;
FIG. 5 is a top view of the banana holder of FIG. 1; and,
FIG. 6 is a bottom view of the banana holder of FIG. 1.
The components of the display shown in broken lines illustrate portions of the banana holder form no part of the claimed design.

1 Claim, 4 Drawing Sheets



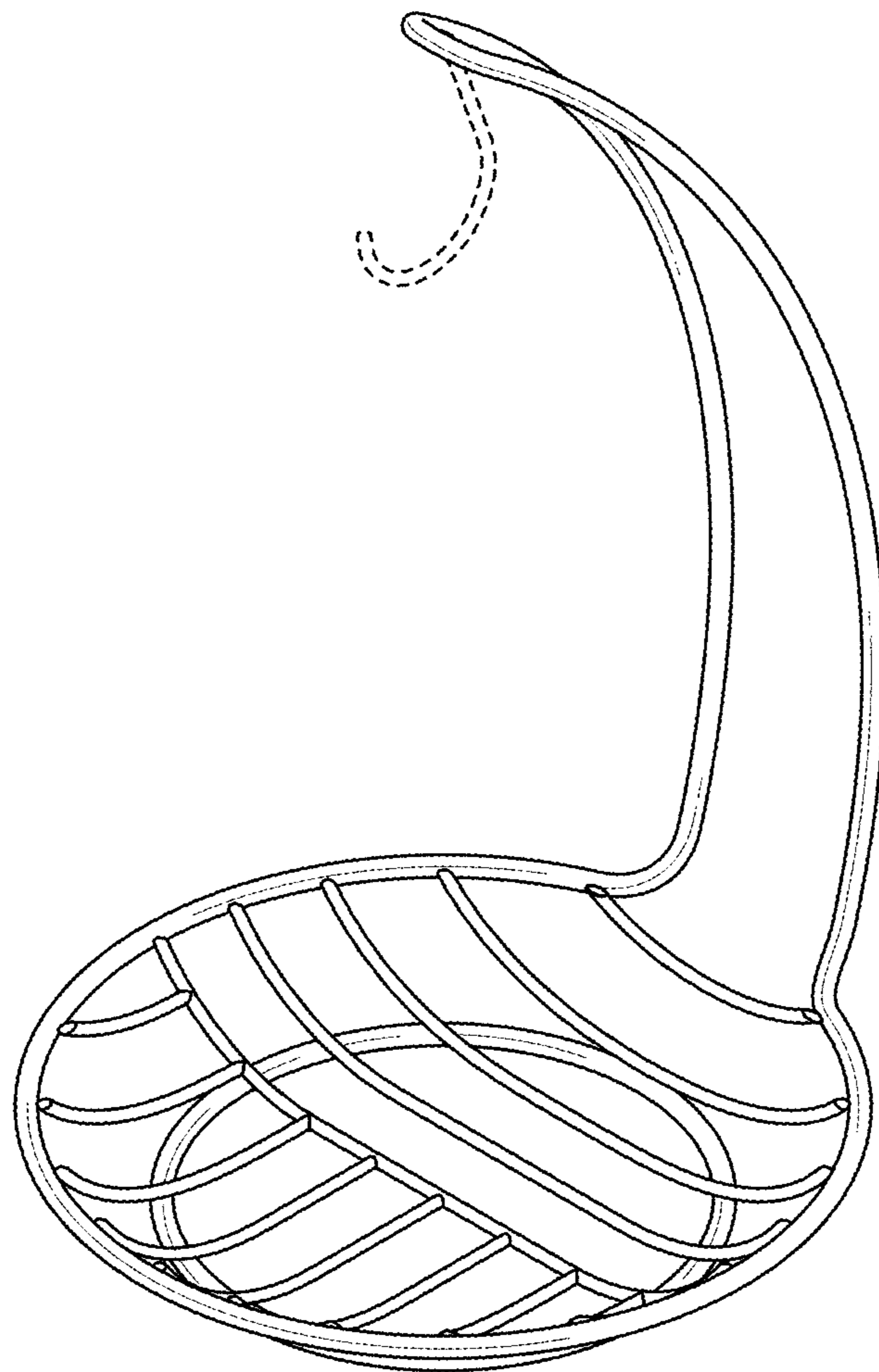


FIG. 1

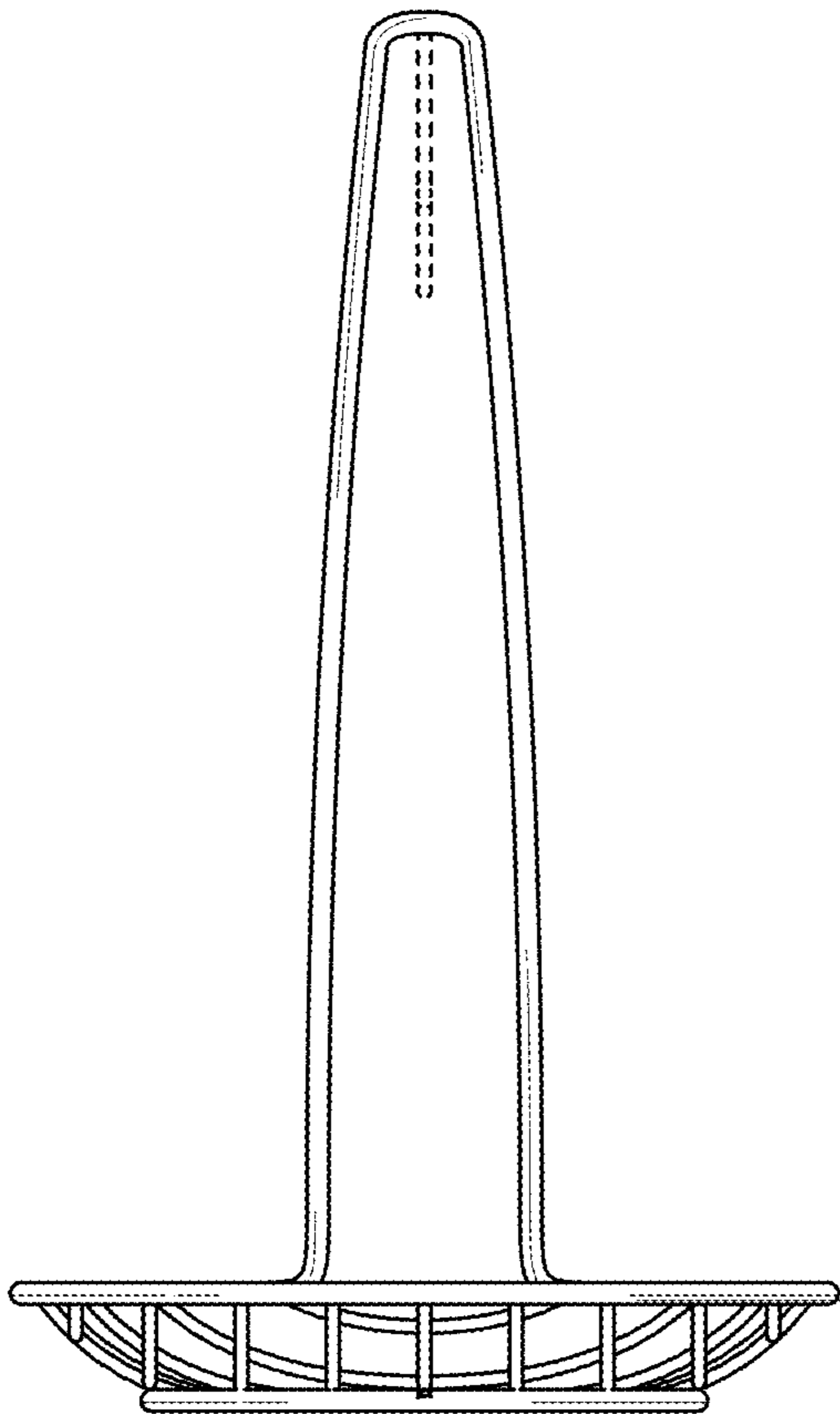


FIG. 2

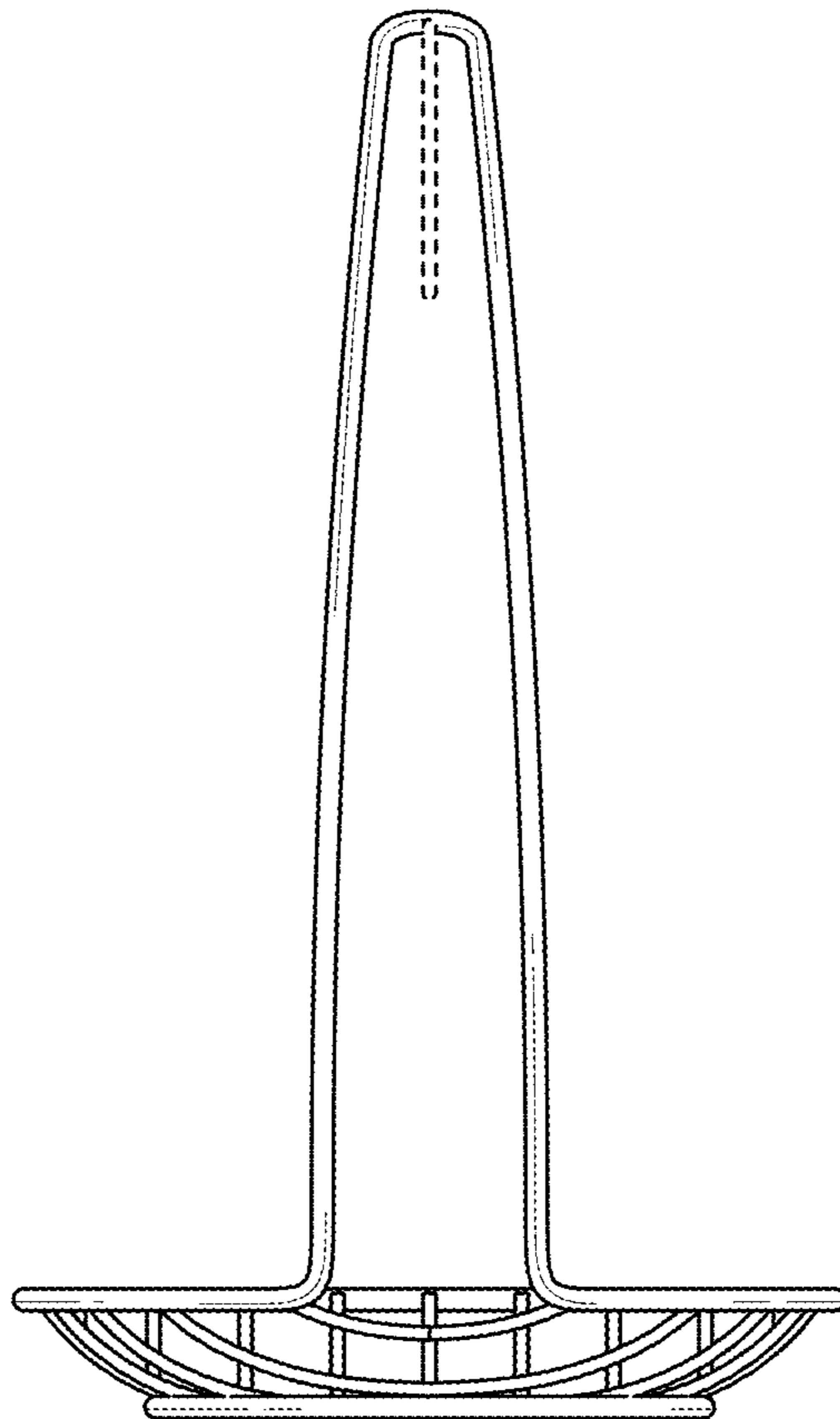


FIG. 3

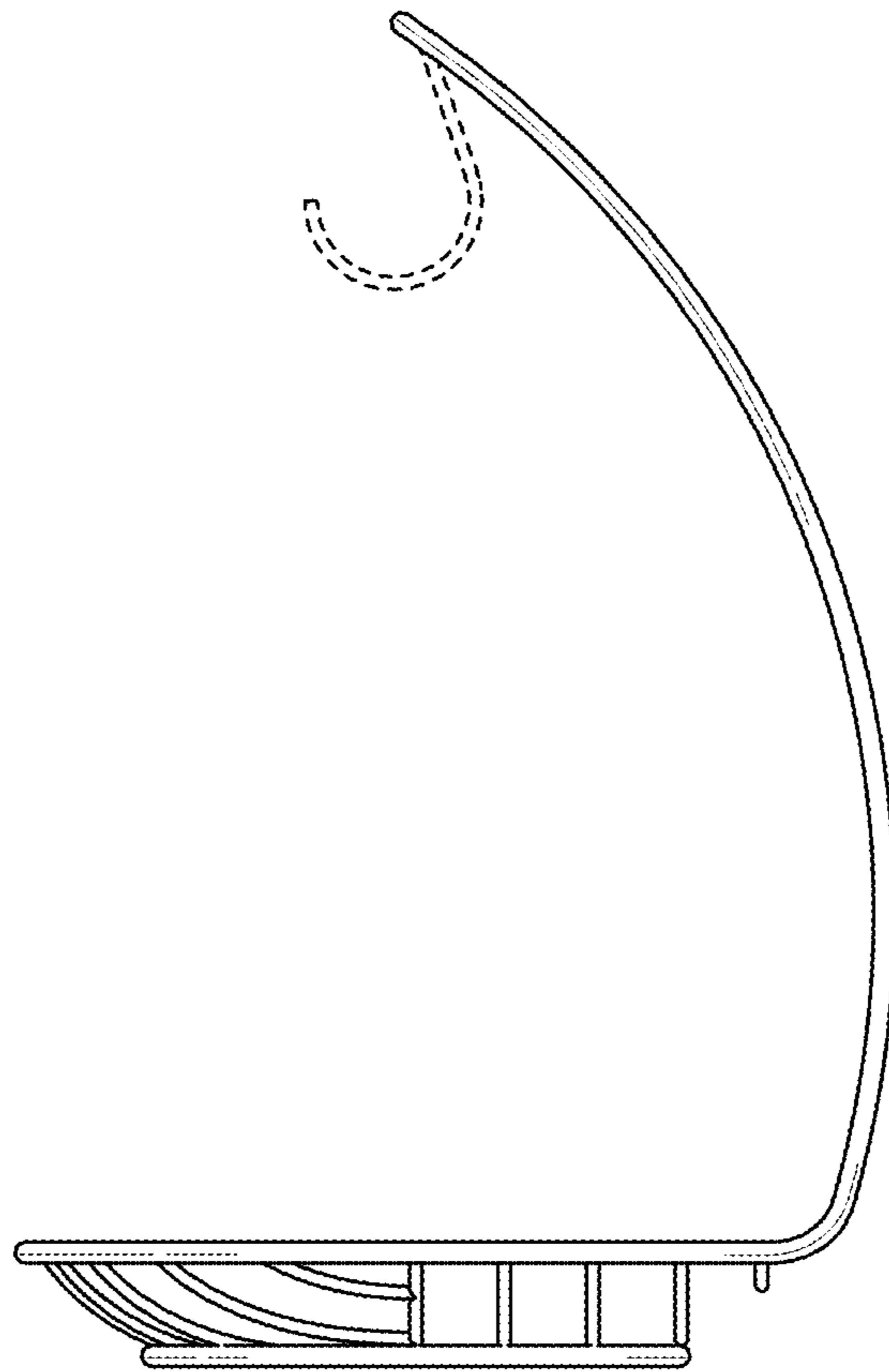


FIG. 4

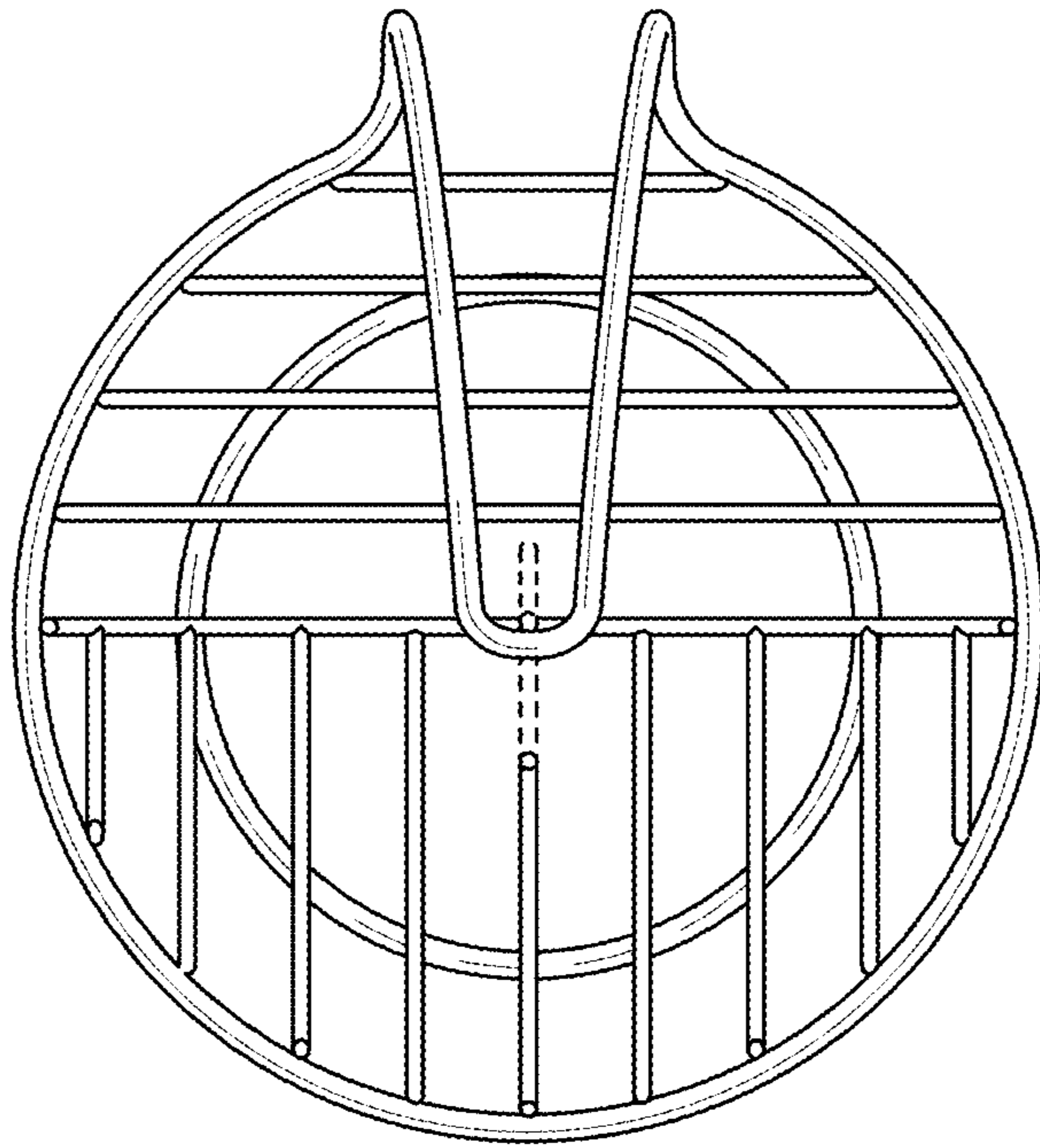


FIG. 5




FIG. 6