



US00D787889S

(12) **United States Design Patent**
Patel

(10) **Patent No.:** **US D787,889 S**

(45) **Date of Patent:** **** May 30, 2017**

(54) **FOOD TRAY**

(71) Applicant: **Vijaykumar Patel**, Boiling Springs, SC
(US)

(72) Inventor: **Vijaykumar Patel**, Boiling Springs, SC
(US)

(**) Term: **15 Years**

(21) Appl. No.: **29/555,424**

(22) Filed: **Feb. 22, 2016**

(51) **LOC (10) Cl.** **07-01**

(52) **U.S. Cl.**
USPC **D7/553.2**

(58) **Field of Classification Search**
USPC D7/396.4, 501, 505, 571, 538, 540,
D7/541-543, 545, 546, 549, 552.1, 553,
D7/553.1, 553.2, 553.6, 554.2; D9/424,
D9/432, 716, 719, 738-740, 744-745,
D9/756, 759-760, 761; D30/130
CPC B65D 1/00; B65D 1/34; B65D 5/0015;
B65D 4/38; B65D 1/225; A47F 5/11
See application file for complete search history.

(56) **References Cited**

U.S. PATENT DOCUMENTS

D207,062 S * 2/1967 Blair D7/552.2
D349,426 S * 8/1994 Norris D6/406.3

5,732,849 A * 3/1998 Brooks A47G 23/0608
220/17.1
D563,728 S * 3/2008 Welch, III D7/500
D607,275 S * 1/2010 Griffith D7/505
D715,596 S * 10/2014 Osborne D7/553.5
D718,981 S * 12/2014 Katterheinrich D7/550.1
D735,531 S * 8/2015 Wilson D7/505

* cited by examiner

Primary Examiner — Kelley Donnelly

(74) *Attorney, Agent, or Firm* — Dority & Manning, PA

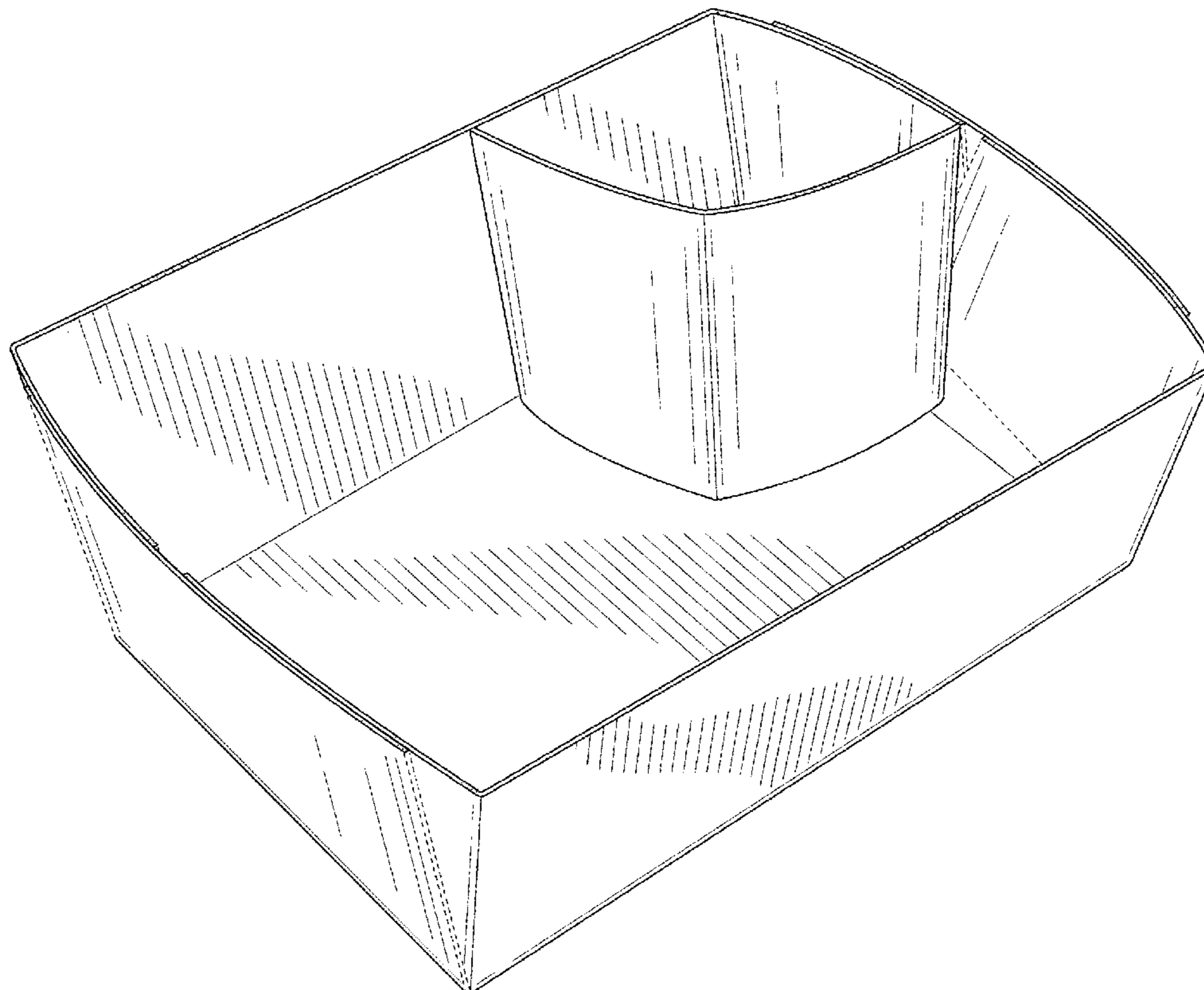
(57) **CLAIM**

The ornamental design for a food tray, as shown and described.

DESCRIPTION

FIG. 1 is a perspective view of a food tray showing my new design;
FIG. 2 is a front end elevation of the food tray of FIG. 1;
FIG. 3 is a rear end elevation of the food tray of FIG. 1;
FIG. 4 is a left side elevation of the food tray of FIG. 1;
FIG. 5 is a right side elevation of the food tray of FIG. 1;
FIG. 6 is a top plan view of the food tray of FIG. 1; and,
FIG. 7 is a bottom plan view of the food tray of FIG. 1.
In the drawings, the broken lines are included for the purpose of illustrating portions of the food tray that form no part of the claimed design. The shade lines in the figures show contour and not surface ornamentation.

1 Claim, 7 Drawing Sheets



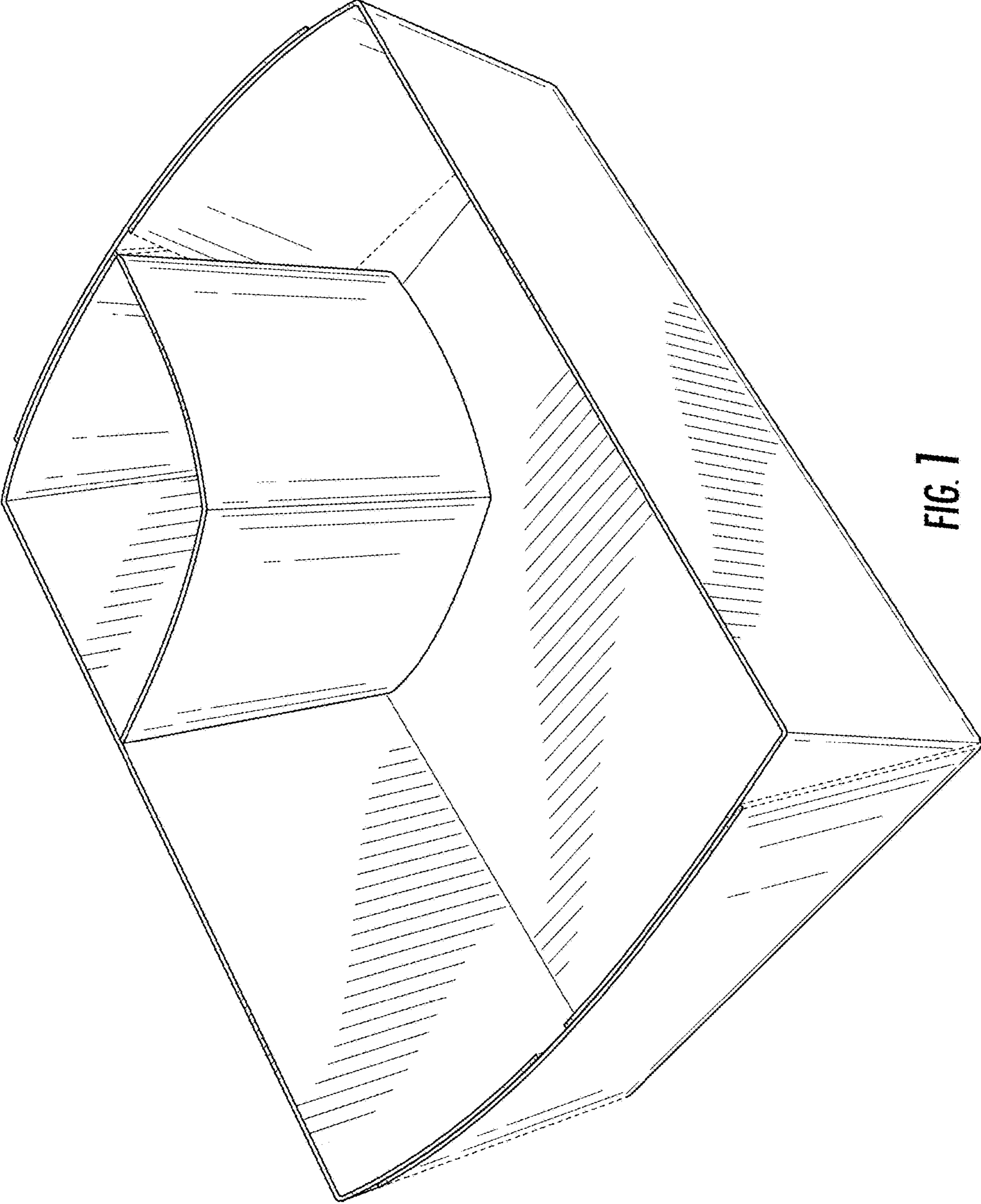


FIG. 1




FIG. 2




FIG. 3




FIG. 4




FIG. 5

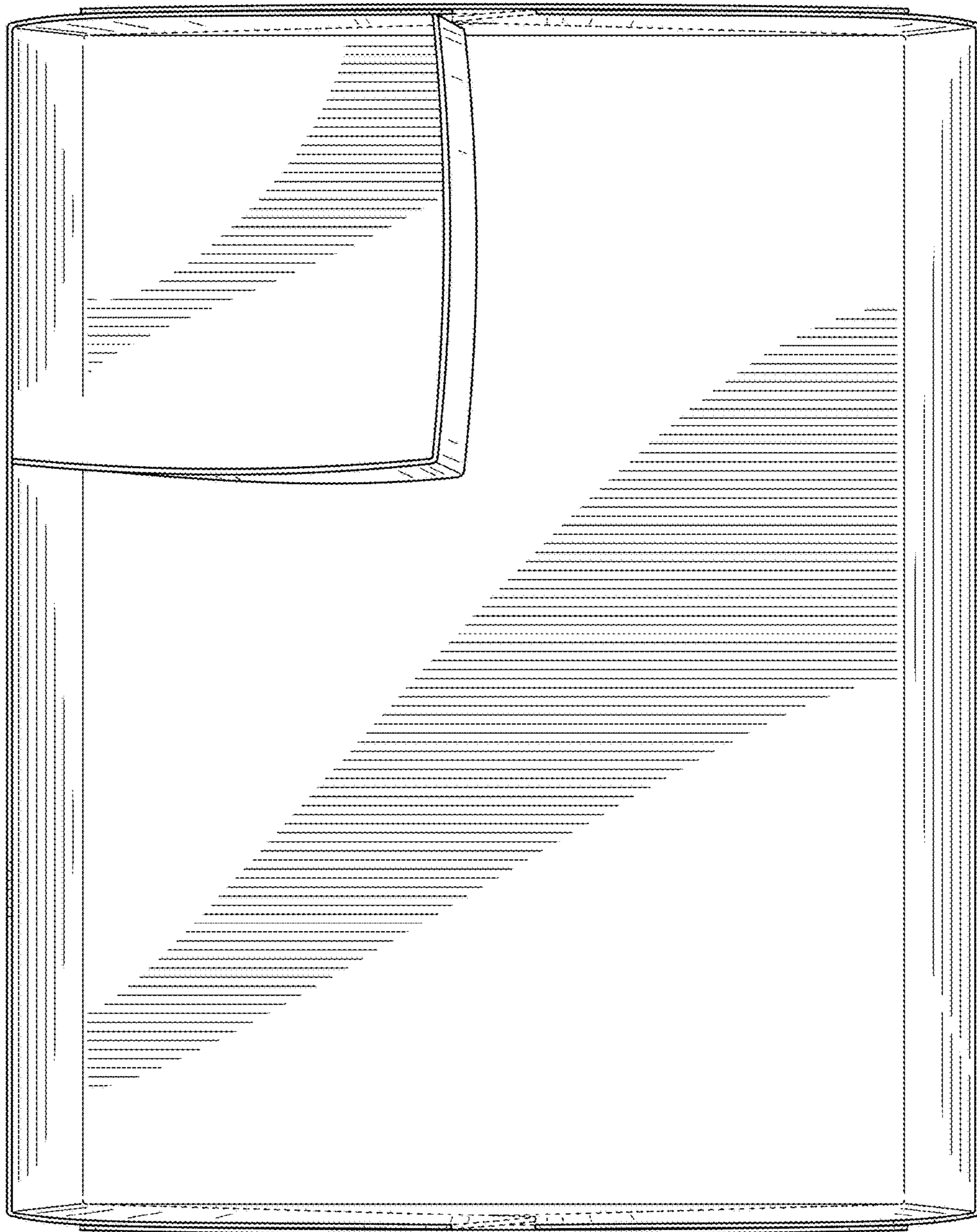


FIG. 6




FIG. 7