



US00D787875S

(12) **United States Design Patent** (10) **Patent No.:** **US D787,875 S**
Melzer (45) **Date of Patent:** **** May 30, 2017**

(54) **PITCHER**

(71) Applicant: **Epoca International, Inc.**, Boca Raton, FL (US)

(72) Inventor: **Brian Melzer**, Boca Raton, FL (US)

(73) Assignee: **Epoca International, Inc.**, Boca Raton, FL (US)

(**) Term: **15 Years**

(21) Appl. No.: **29/541,003**

(22) Filed: **Sep. 30, 2015**

(51) **LOC (10) Cl.** **07-01**

(52) **U.S. Cl.**
USPC **D7/317; D7/318**

(58) **Field of Classification Search**
USPC D7/316-322, 598, 600, 536, 507;
222/188, 465.1, 713; D23/209; 99/285,
99/304, 292
CPC A47J 41/0027; A47J 31/50; A47J 45/0077;
A47J 31/053; A47J 31/20; A47J 31/02;
A47J 45/10; A47J 31/14; A47J 411/02;
A47J 31/38; A47J 31/306; A47G 19/22;
A47G 19/12

See application file for complete search history.

(56) **References Cited**

U.S. PATENT DOCUMENTS

D220,773 S *	5/1971	Dilyard	D7/317
D224,752 S *	9/1972	Bonzer	D7/317
3,844,450 A *	10/1974	Johnson	A47J 41/0016 222/183
D251,765 S *	5/1979	Okazaki	D7/321
D293,643 S *	1/1988	Bormioli	D7/318
D302,370 S *	7/1989	Gibert	D7/317
5,695,285 A *	12/1997	Kuberka	G01K 1/16 136/230
D435,995 S *	1/2001	Mano	D7/317

D536,205 S *	2/2007	Jensen	D7/300
D585,232 S *	1/2009	Bodum	D7/317
D587,514 S *	3/2009	Bodum	D7/317
D663,155 S *	7/2012	Bodum	D7/317
D720,174 S *	12/2014	Melzer	D7/317
D725,425 S *	3/2015	Wittke	D7/317
D725,426 S *	3/2015	Melzer	D7/317
D734,087 S *	7/2015	Melzer	D7/317
D738,670 S *	9/2015	Sands	D7/317
D747,619 S *	1/2016	Hampton	D7/316
D752,376 S *	3/2016	Melzer	D7/317
9,440,841 B2 *	9/2016	Melzer	B67D 3/0058
2011/0198352 A1 *	8/2011	Lown	A47G 19/12 220/254.8

* cited by examiner

Primary Examiner — Marianne Pandozzi

(74) *Attorney, Agent, or Firm* — Akerman LLP

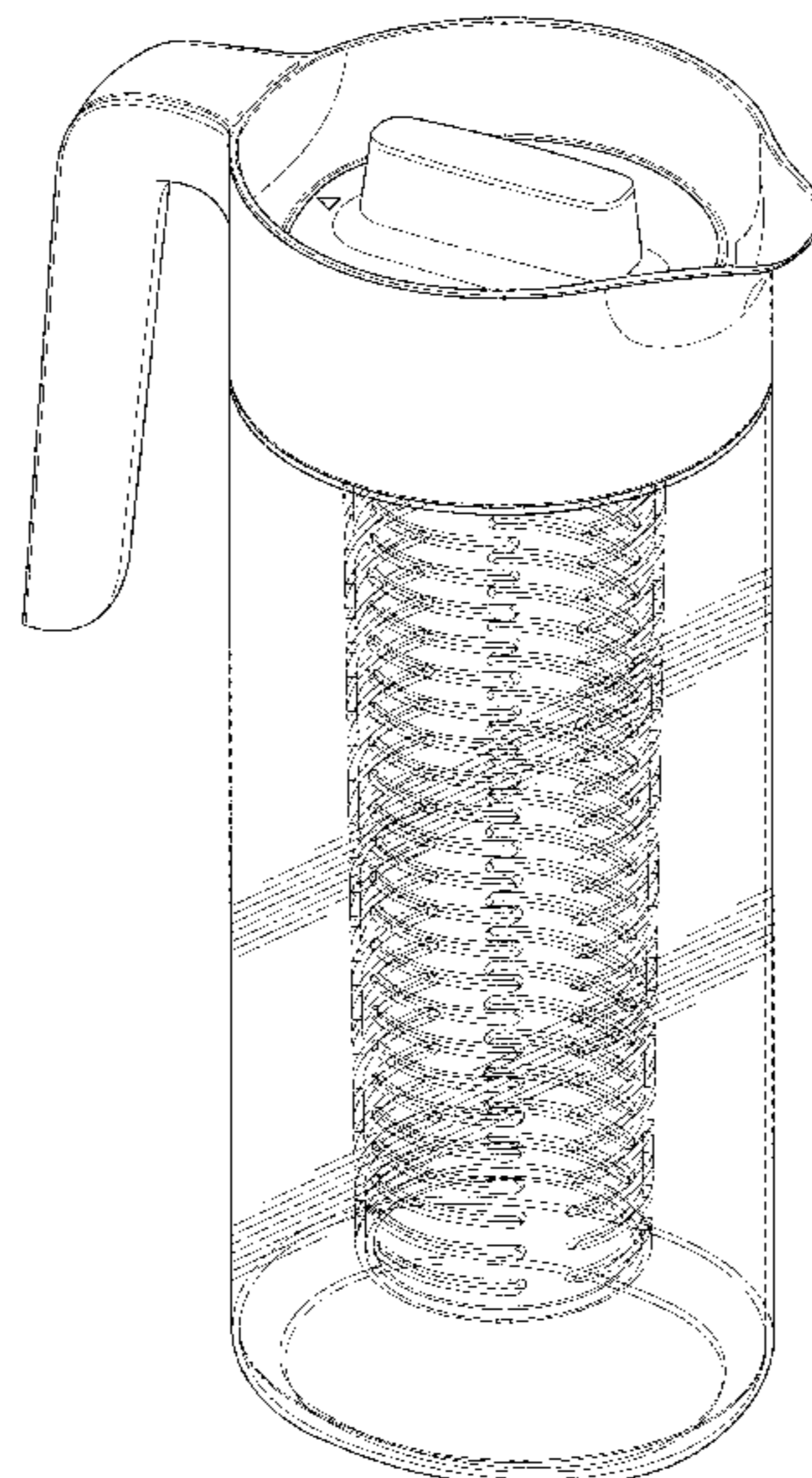
(57) **CLAIM**

I claim the ornamental design for a pitcher, as shown and described.

DESCRIPTION

FIG. 1 is a perspective view of the pitcher, showing my new, original and ornamental design;
 FIG. 2 is a side thereof, the other side being a mirror image thereof;
 FIG. 3 is a rear view thereof;
 FIG. 4 is a front view thereof;
 FIG. 5 is an enlarged top plan view thereof;
 FIG. 6 is an enlarged top plan view thereof;
 FIG. 7 is an exploded perspective view thereof with the lid removed for ease of illustration;
 FIG. 8 is a perspective view of the infusion core portion of the pitcher, with the lid and outer body removed for ease of illustration; and,
 FIG. 9 is a side view of the infusion core portion of the pitcher, with the lid and outer body removed for ease of illustration.

1 Claim, 9 Drawing Sheets



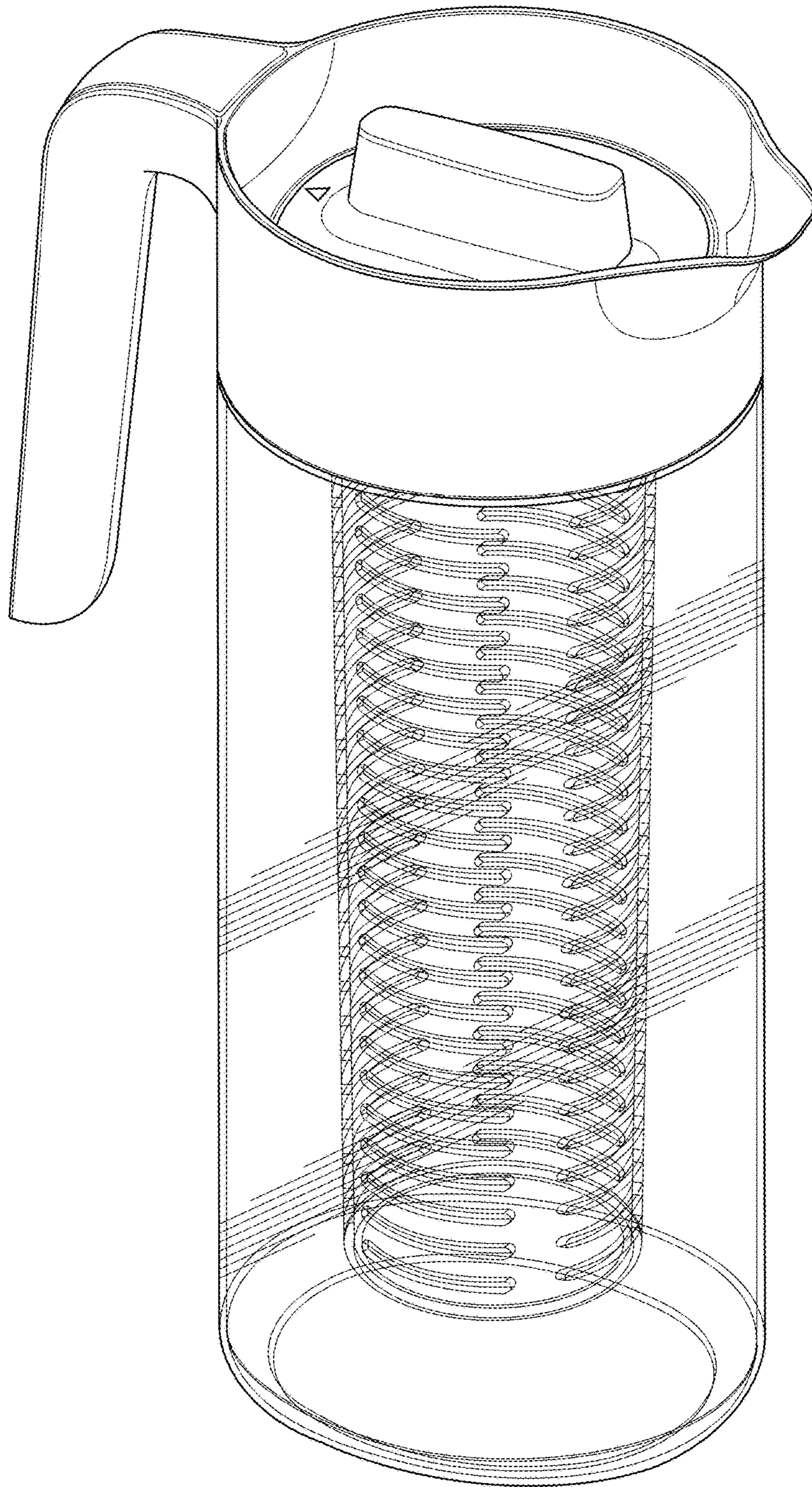


FIG. 1

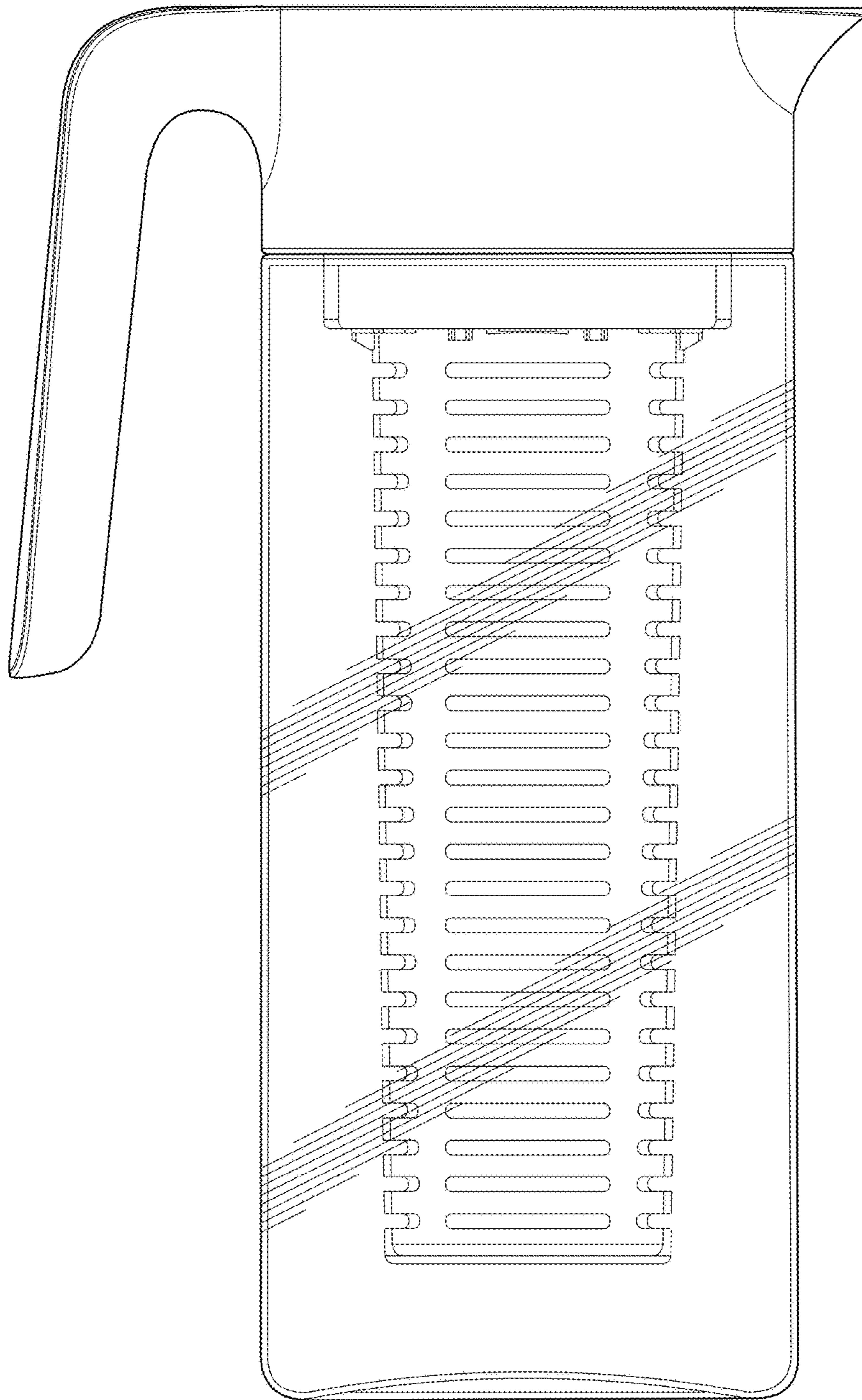


FIG. 2

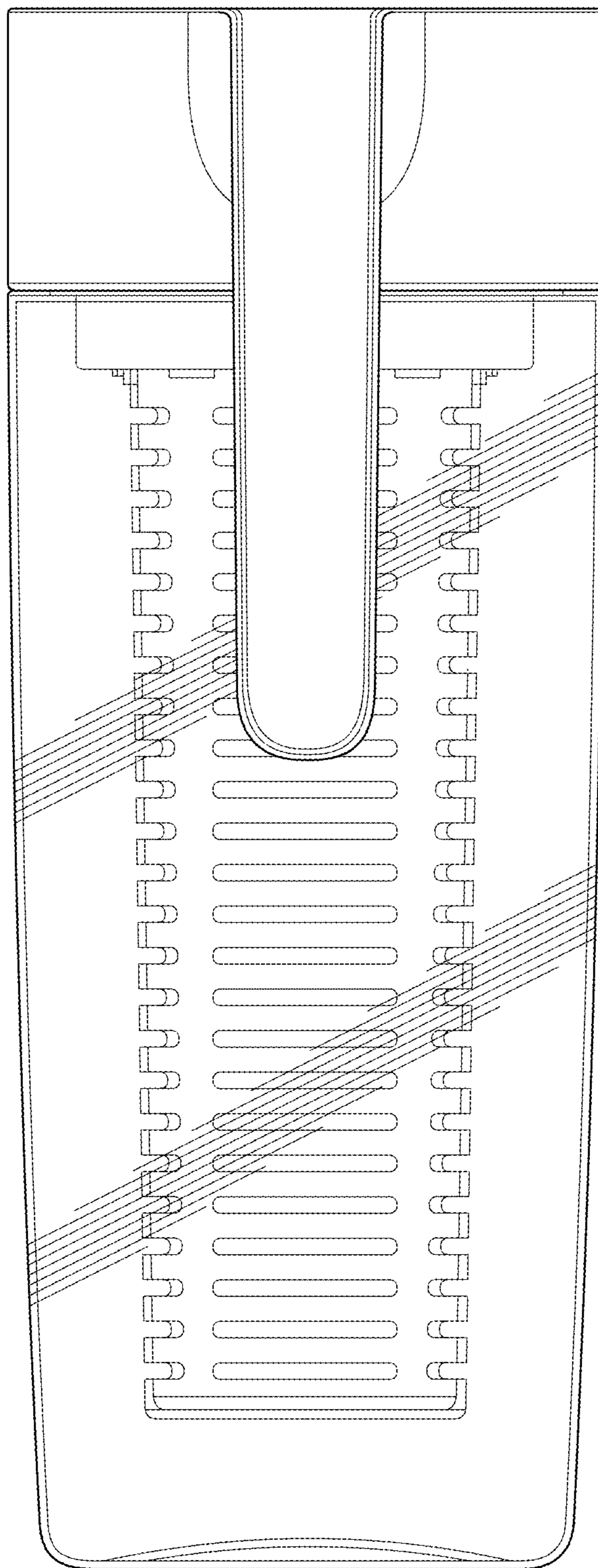


FIG. 3

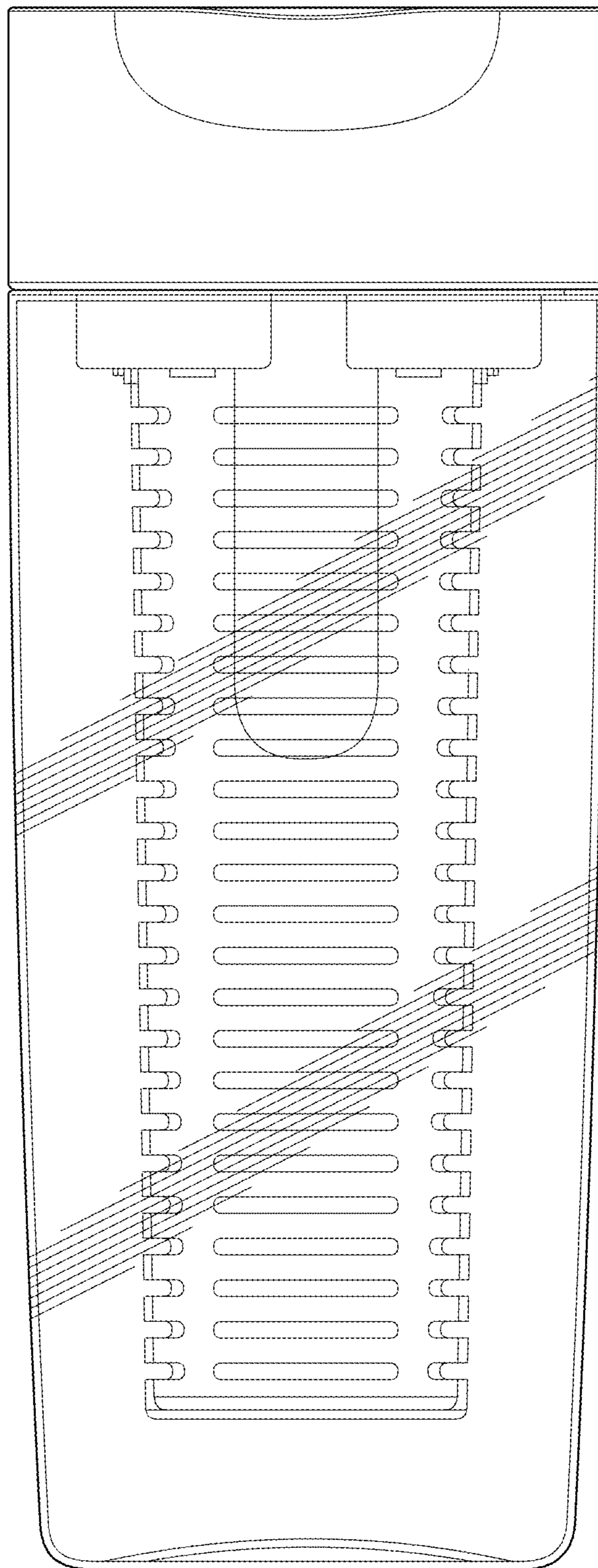


FIG. 4

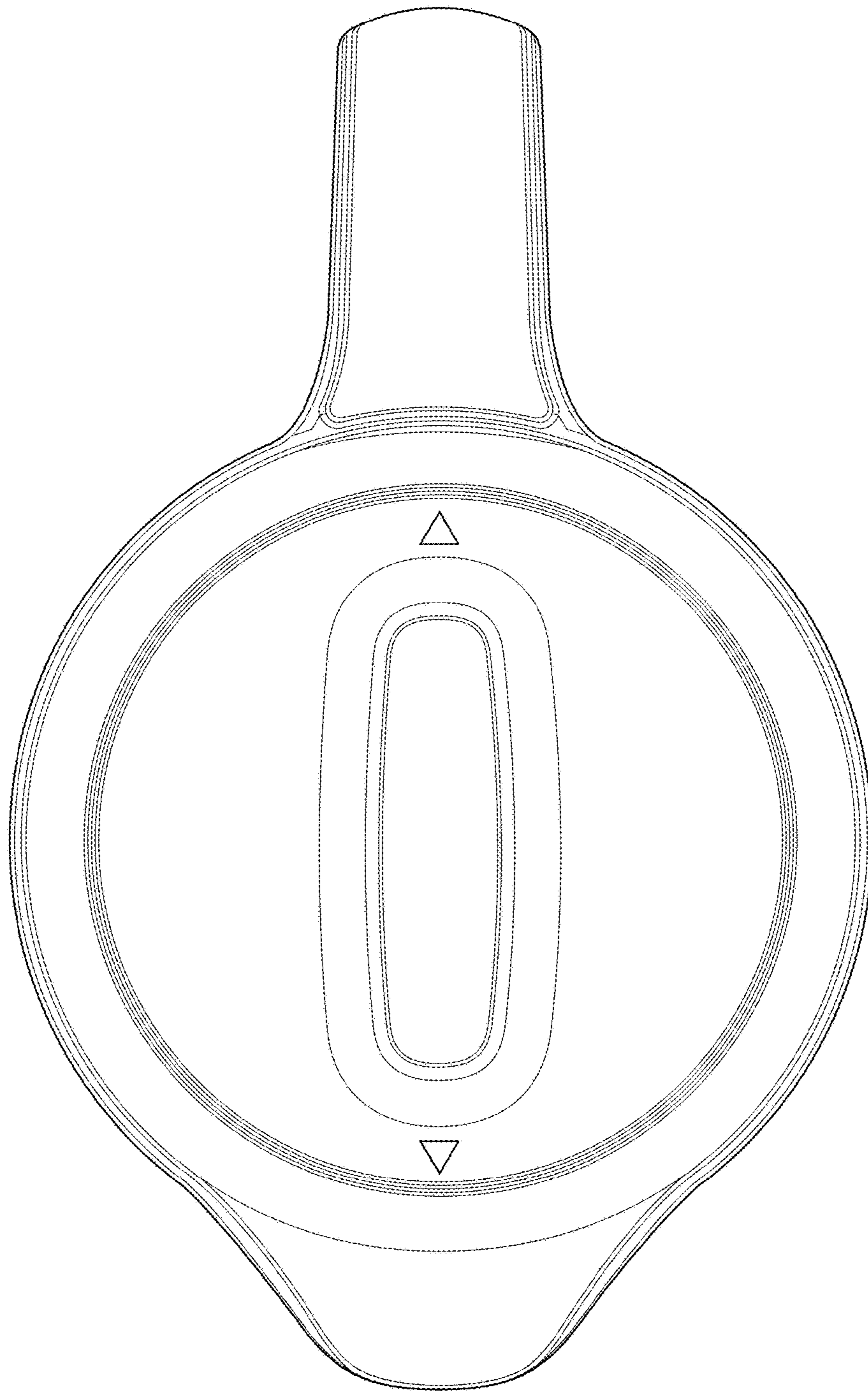


FIG. 5

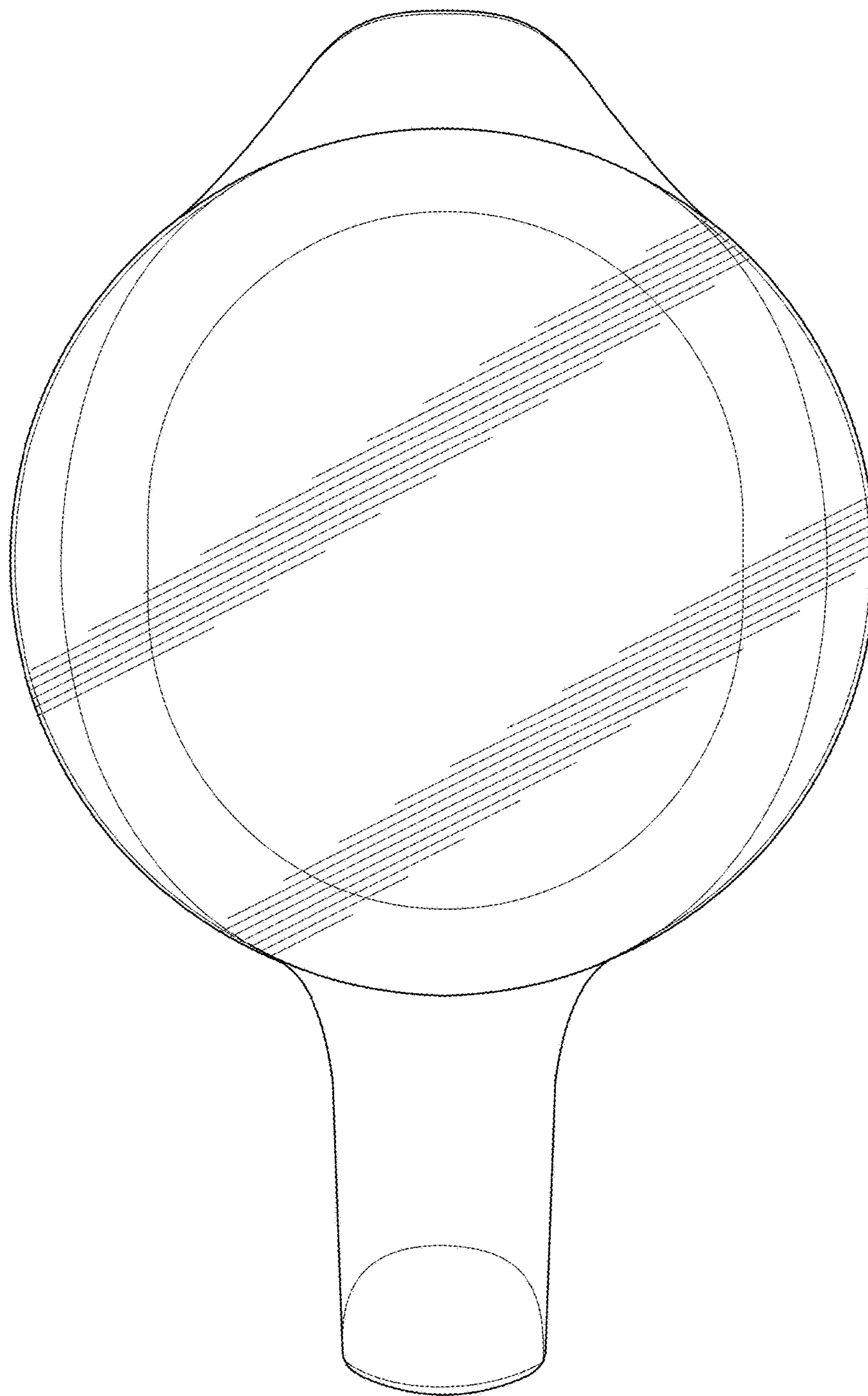


FIG. 6

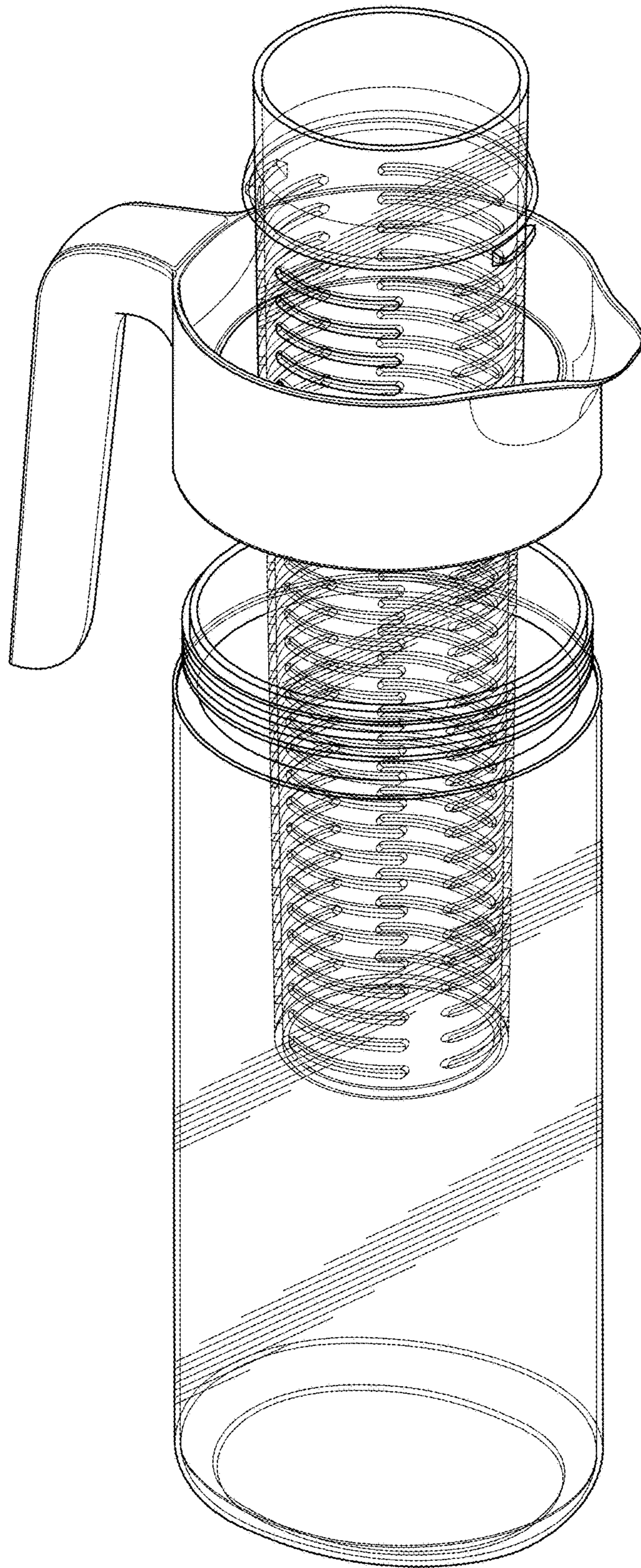


FIG. 7

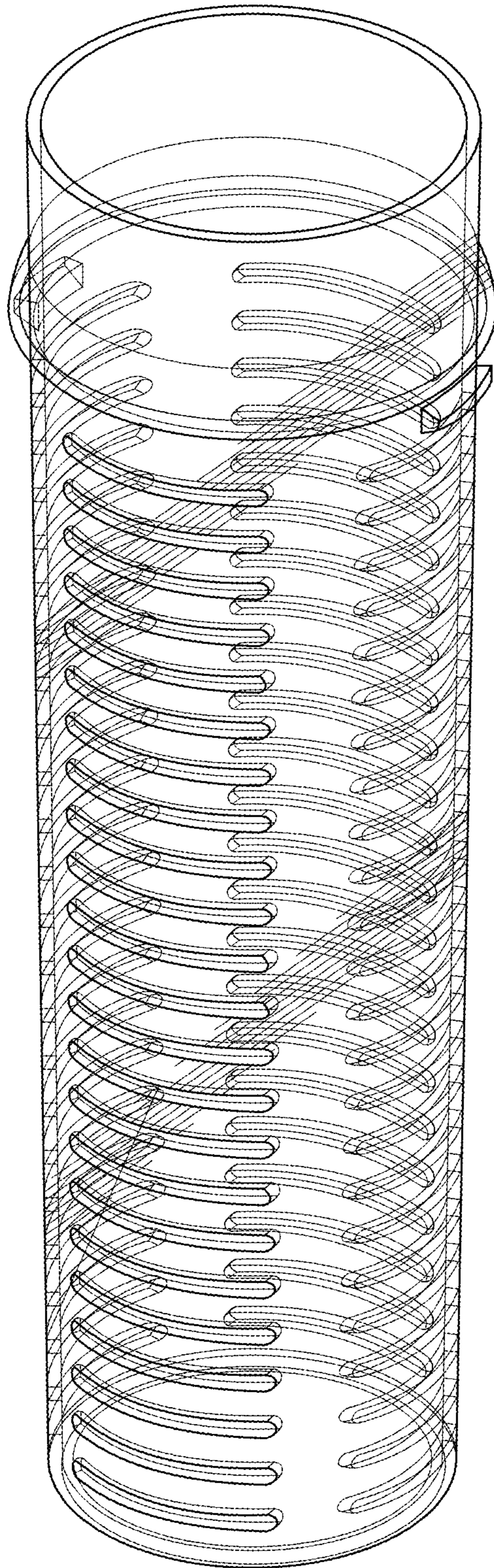


FIG. 8




FIG. 9