



US00D787852S

(12) **United States Design Patent** (10) **Patent No.:** **US D787,852 S**
Wall (45) **Date of Patent:** **** May 30, 2017**

(54) **TOILET PAPER RESERVE**
(71) Applicant: **Test Rite Products Corp.**, Ontario, CA (US)
(72) Inventor: **Joseph Wall**, Thatcher, AZ (US)
(73) Assignee: **Test Rite Products Corp.**, Ontario, CA (US)
(**) Term: **15 Years**

D542,581 S * 5/2007 Goodman D6/520
D563,128 S 3/2008 Snider
D638,644 S * 5/2011 Tawil D3/306
D639,589 S * 6/2011 Tawil D3/306
D647,744 S * 11/2011 Guindi D3/306
D647,745 S * 11/2011 Guindi D3/306
D651,435 S * 1/2012 Dieudonne D6/515
D660,628 S 5/2012 Tawil
D679,926 S 4/2013 Lai
D706,549 S * 6/2014 Cho D6/524
D723,831 S 3/2015 Sasson
2011/0031201 A1* 2/2011 Chen A47B 43/00
211/201

(21) Appl. No.: **29/552,970**
(22) Filed: **Jan. 27, 2016**
(51) **LOC (10) Cl.** **20-02**
(52) **U.S. Cl.**
USPC **D6/524**
(58) **Field of Classification Search**
USPC D6/524, 512-514, 515-520, 521-523,
D6/552, 566; D3/20, 304, 305, 306;
D11/148; D19/67, 86, 89; D34/1;
206/389, 391; 211/13.1, 86.01, 71.01,
211/181.1; 220/489; 242/560.3, 580,
242/590; 248/309.1
CPC A47K 2010/3253; A47K 2010/3233; A47K
10/3809; A47K 10/42; F21V 33/004;
A61L 9/12
See application file for complete search history.

OTHER PUBLICATIONS

Amazon.com, Hawthorne Metal Silver Wire Toilet Reserve, retrieved on Jan. 5, 2016, Amazon.com, URL:www.amazon.com/Hawthorne-Silver-Chrome-Reserves-Holders/dp/B0191WBBGY/ref=sm_n_se_dkp_US_pr_sea_0_0?sigts=1483637266736&sig=c5e0d130a069b1b8e8bcb7663e86ea695d4fae7&adId=B0191WBBGY&creativeASIN=B0191WBBGY&linkId=09f626b47bd3a32fe7612105ff0189, 2 pages.*

* cited by examiner

Primary Examiner — Wan Laymon
Assistant Examiner — Mark Booker
(74) *Attorney, Agent, or Firm* — Treasure IP Group, LLC

(57) **CLAIM**

The ornamental design for a toilet paper reserve, as shown.

DESCRIPTION

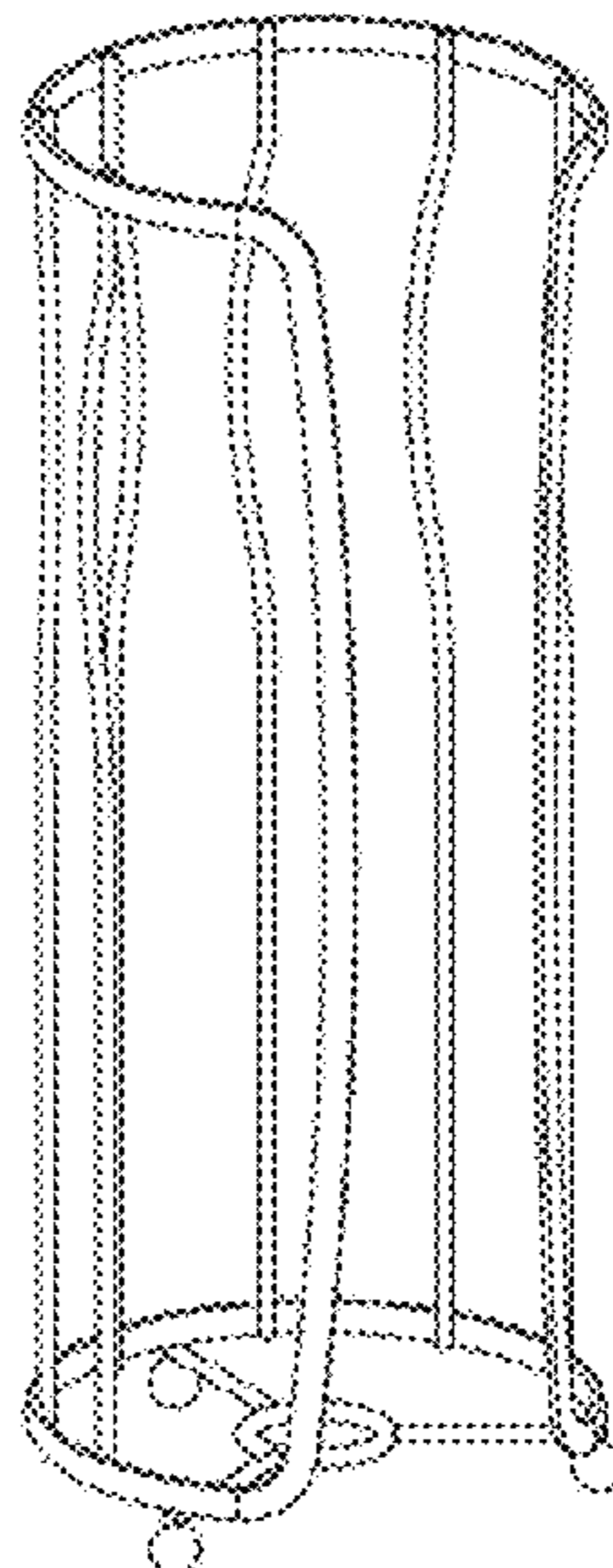
FIG. 1 is a perspective view of a toilet paper reserve in accordance with my design;
FIG. 2 is a front view of the toilet paper reserve of FIG. 1;
FIG. 3 is a side elevational view of FIG. 1;
FIG. 4 is a rear elevational view thereof; and,
FIG. 5 is an enlarged bottom plan view thereof.

1 Claim, 5 Drawing Sheets

(56) **References Cited**

U.S. PATENT DOCUMENTS

4,199,078 A 4/1980 Ramirez
D376,284 S 12/1996 Keeley
D394,178 S 5/1998 Gremchuck
D395,184 S * 6/1998 St-Pierre D6/517
D416,412 S 11/1999 Thomas
D507,139 S 7/2005 Smoot
D525,812 S 8/2006 Goodman
D541,564 S 5/2007 Snell



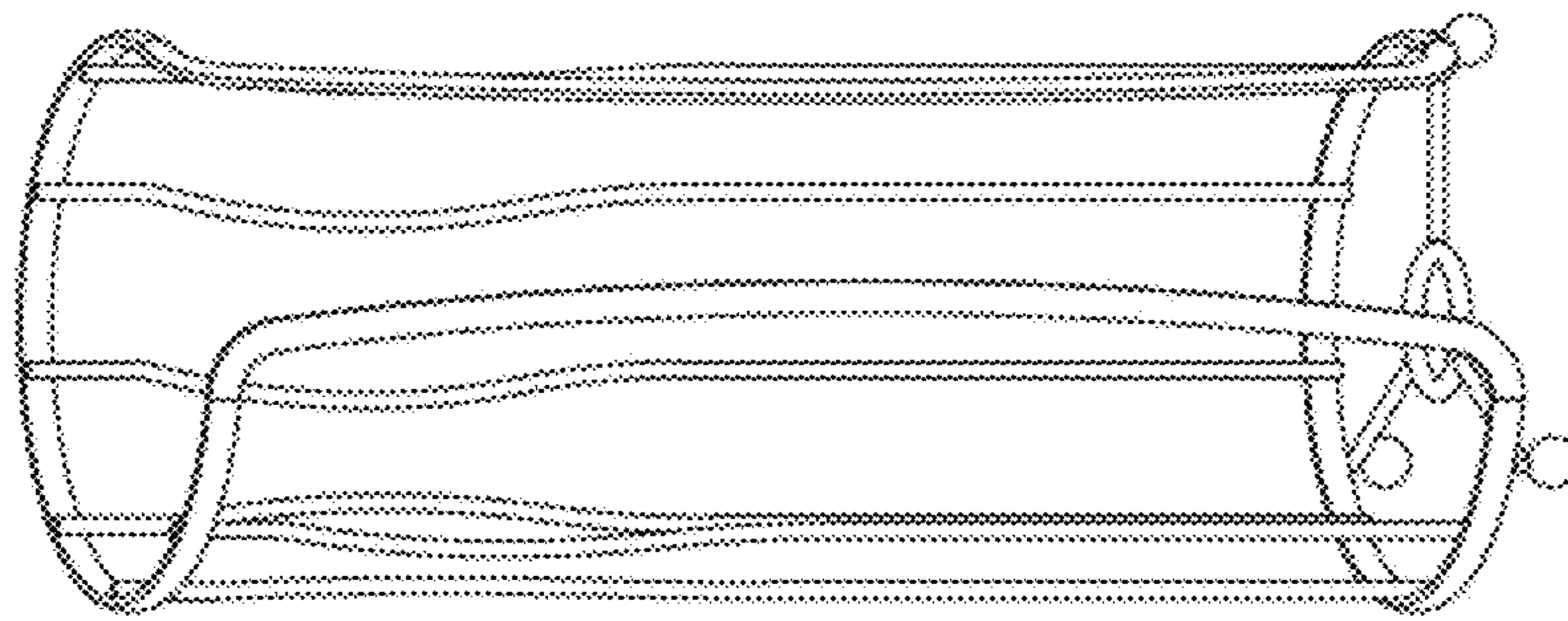


FIG. 1

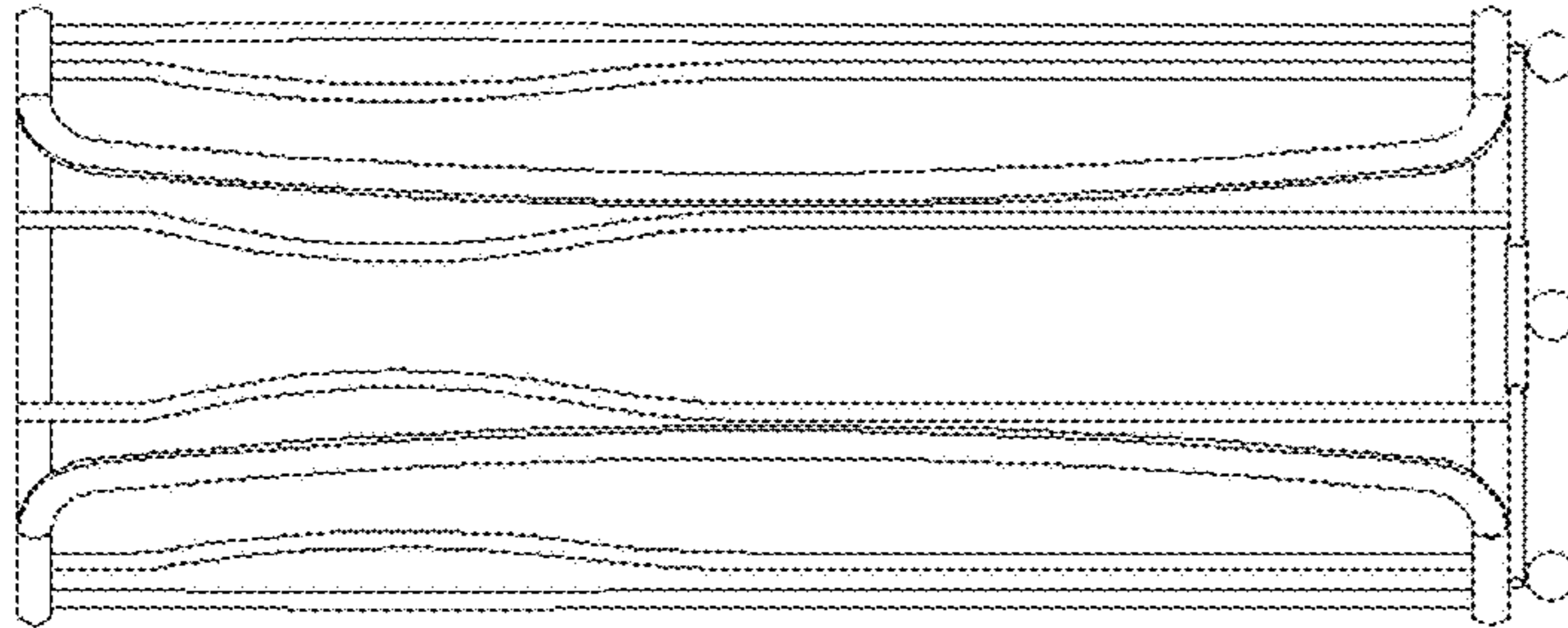


FIG. 2

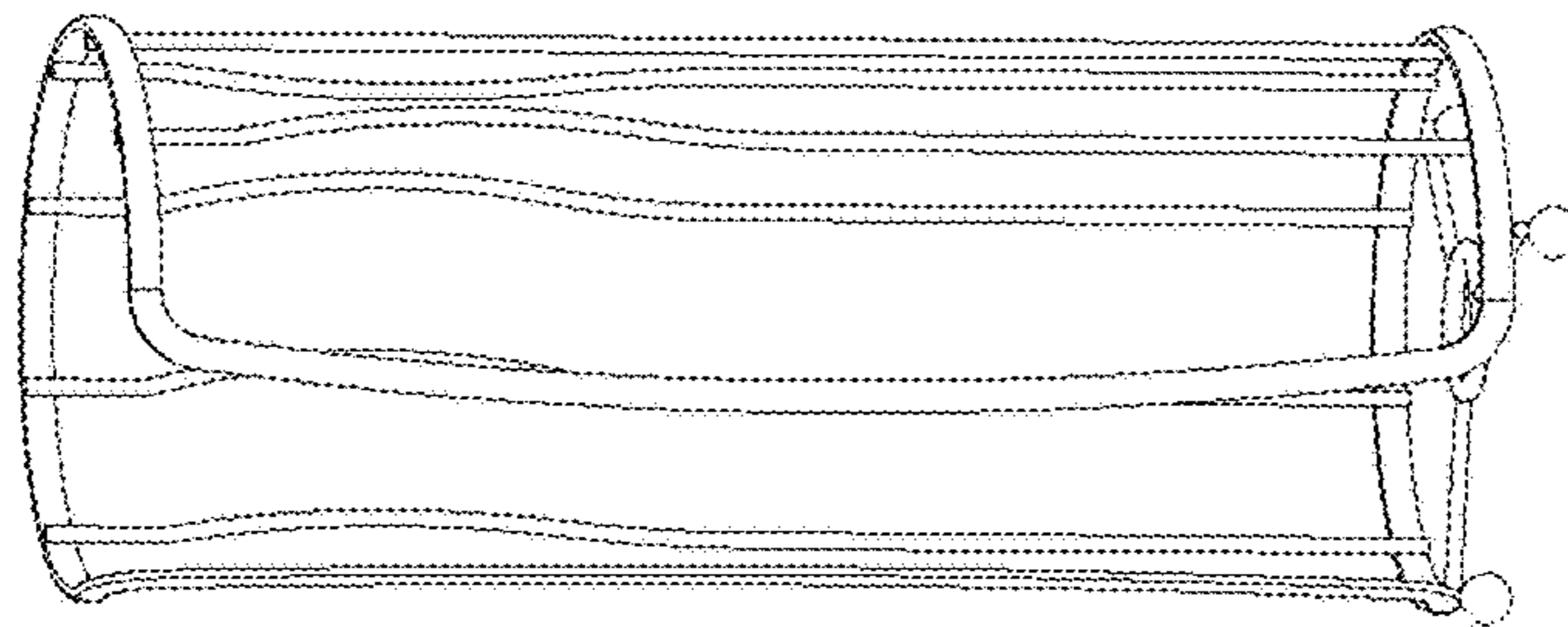


FIG. 3

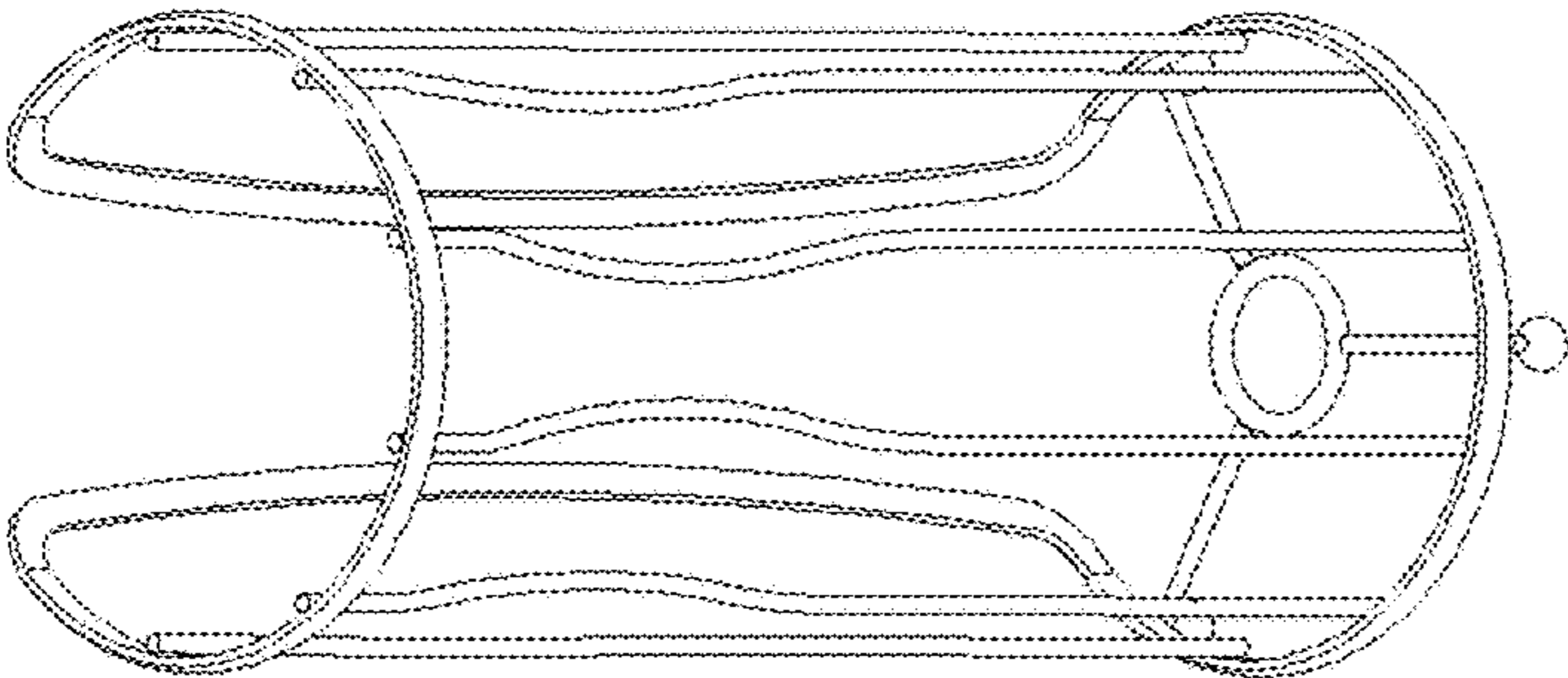


FIG. 4

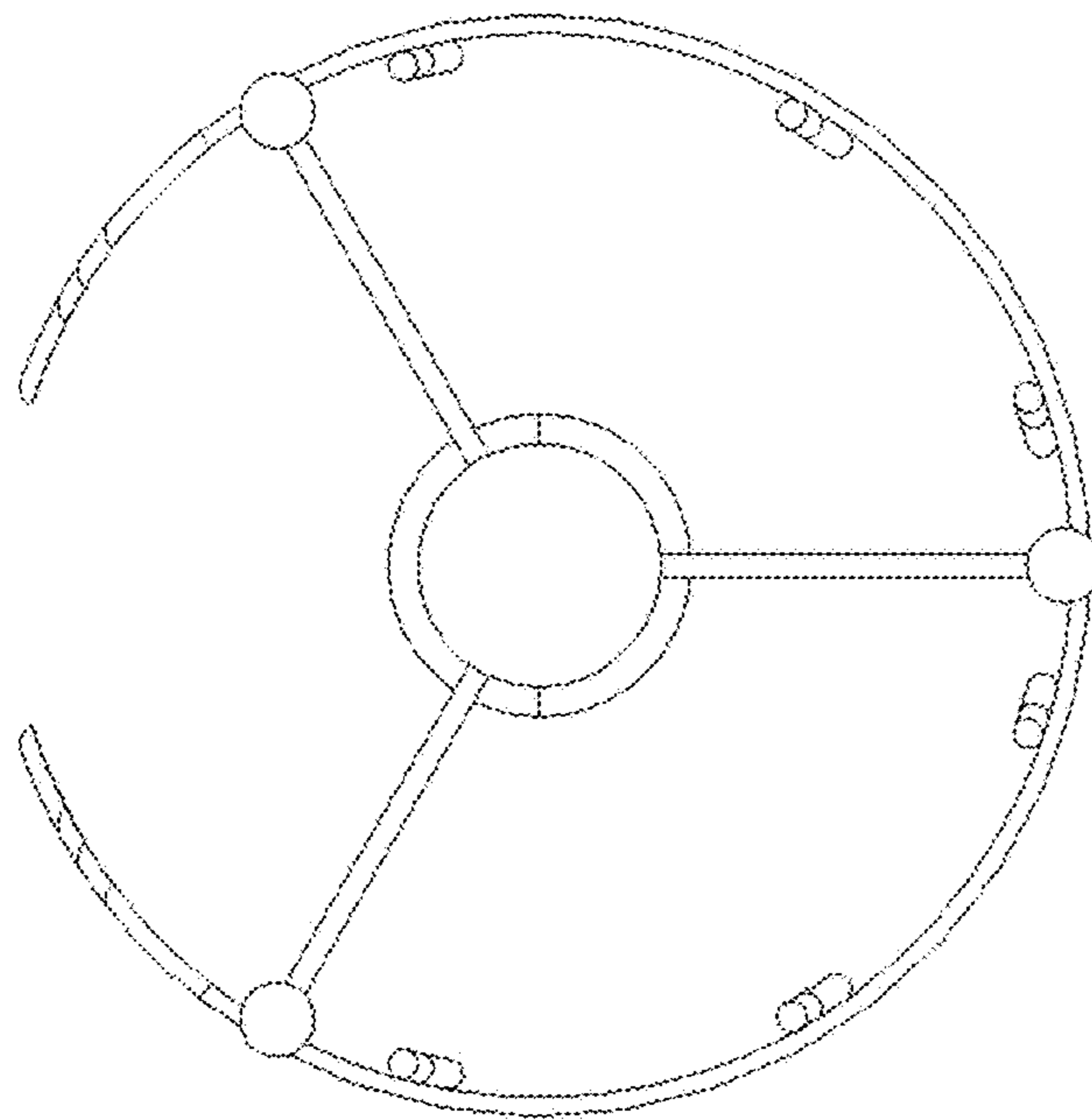


FIG. 5