



US00D787843S

(12) **United States Design Patent**  
**Griffith**

(10) **Patent No.:** **US D787,843 S**

(45) **Date of Patent:** **\*\* May 30, 2017**

- (54) **CHAIR**
- (71) Applicant: **MTS Burgess LLC**, Temperance, MI (US)
- (72) Inventor: **James Griffith**, Toledo, OH (US)
- (73) Assignee: **MTS Burgess LLC**, Temperance, MI (US)
- (\*\*) Term: **15 Years**
- (21) Appl. No.: **29/564,309**
- (22) Filed: **May 12, 2016**
- (51) **LOC (10) Cl.** ..... **06-01**
- (52) **U.S. Cl.**  
USPC ..... **D6/334**
- (58) **Field of Classification Search**  
USPC ..... D6/334, 335, 336, 360, 361, 367, 368,  
D6/371-375, 379-381, 716, 716.1-716.8  
CPC .... A47C 7/00; A47C 7/62; A47C 7/18; A47C  
7/54; A47C 4/00; A47C 4/028; A47C  
4/28; A47C 3/16; A47C 3/04; A47C 3/12;  
A47C 1/02; A47C 1/14  
See application file for complete search history.

- 3,402,963 A \* 9/1968 Fujioka ..... A47C 1/124  
297/239
- D279,438 S \* 7/1985 Gerner ..... D6/380
- 4,549,764 A \* 10/1985 Haedo ..... A47C 7/445  
248/629
- 4,768,833 A \* 9/1988 Virtue ..... A47C 5/12  
297/440.2
- D299,890 S \* 2/1989 Wood ..... D6/380
- D396,571 S \* 8/1998 Diramarian ..... D6/374
- D433,836 S \* 11/2000 Barile, Sr. .... D6/374
- 6,174,029 B1 \* 1/2001 Swy ..... A47C 3/04  
297/239
- D439,069 S \* 3/2001 Turner ..... D6/374
- 6,206,469 B1 \* 3/2001 Caruso ..... A47C 1/124  
297/239
- D465,666 S \* 11/2002 Hokanson ..... D6/369
- D474,620 S \* 5/2003 Striebel ..... D6/374
- D491,381 S \* 6/2004 Tseng ..... D6/376
- D602,278 S \* 10/2009 Kubryk ..... D6/380
- D602,279 S \* 10/2009 Kubryk ..... D6/380
- D603,179 S 11/2009 Kubryk

(Continued)

*Primary Examiner* — Deanna L Pratt  
(74) *Attorney, Agent, or Firm* — Dinsmore & Shohl LLP

(57) **CLAIM**

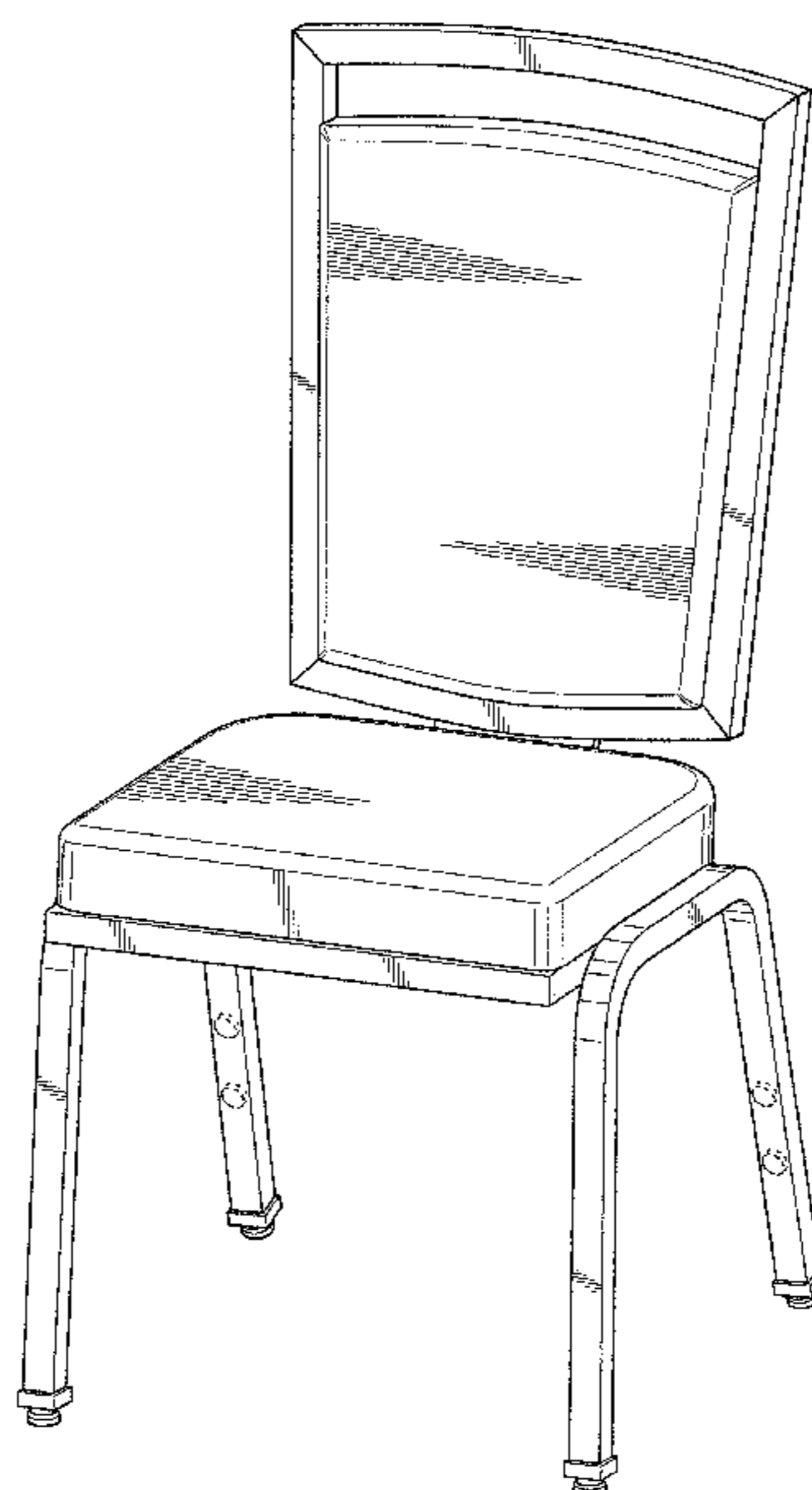
The ornamental design for a chair, as shown and described.

**DESCRIPTION**

FIG. 1 is a perspective view of a chair in accordance with the present invention;  
FIG. 2 is a front view of the chair of FIG. 1;  
FIG. 3 is a rear view of the chair of FIGS. 1-2;  
FIG. 4 is a side view of the chair of FIGS. 1-3, the opposite side being a mirror image thereof;  
FIG. 5 is a top view of the chair of FIGS. 1-4; and,  
FIG. 6 is a bottom view of the chair of FIGS. 1-5.  
The broken lines shown in the Figures are for environmental purposes only and form no part of the claimed design.

**1 Claim, 6 Drawing Sheets**

- (56) **References Cited**  
U.S. PATENT DOCUMENTS
- D96,183 S \* 7/1935 Hoffmann ..... D6/380
- D102,915 S \* 1/1937 Powell ..... D6/380
- D177,269 S \* 3/1956 McKinley et al. .... D6/375
- D180,996 S \* 9/1957 Cramer ..... 297/451.1
- D191,355 S \* 9/1961 Sussman ..... D6/380
- 3,041,110 A \* 6/1962 King ..... A47C 3/04  
297/239
- 3,291,529 A \* 12/1966 Straits ..... A47C 3/04  
297/183.7
- 3,316,016 A \* 4/1967 Petersen ..... A47C 3/04  
297/239



(56)

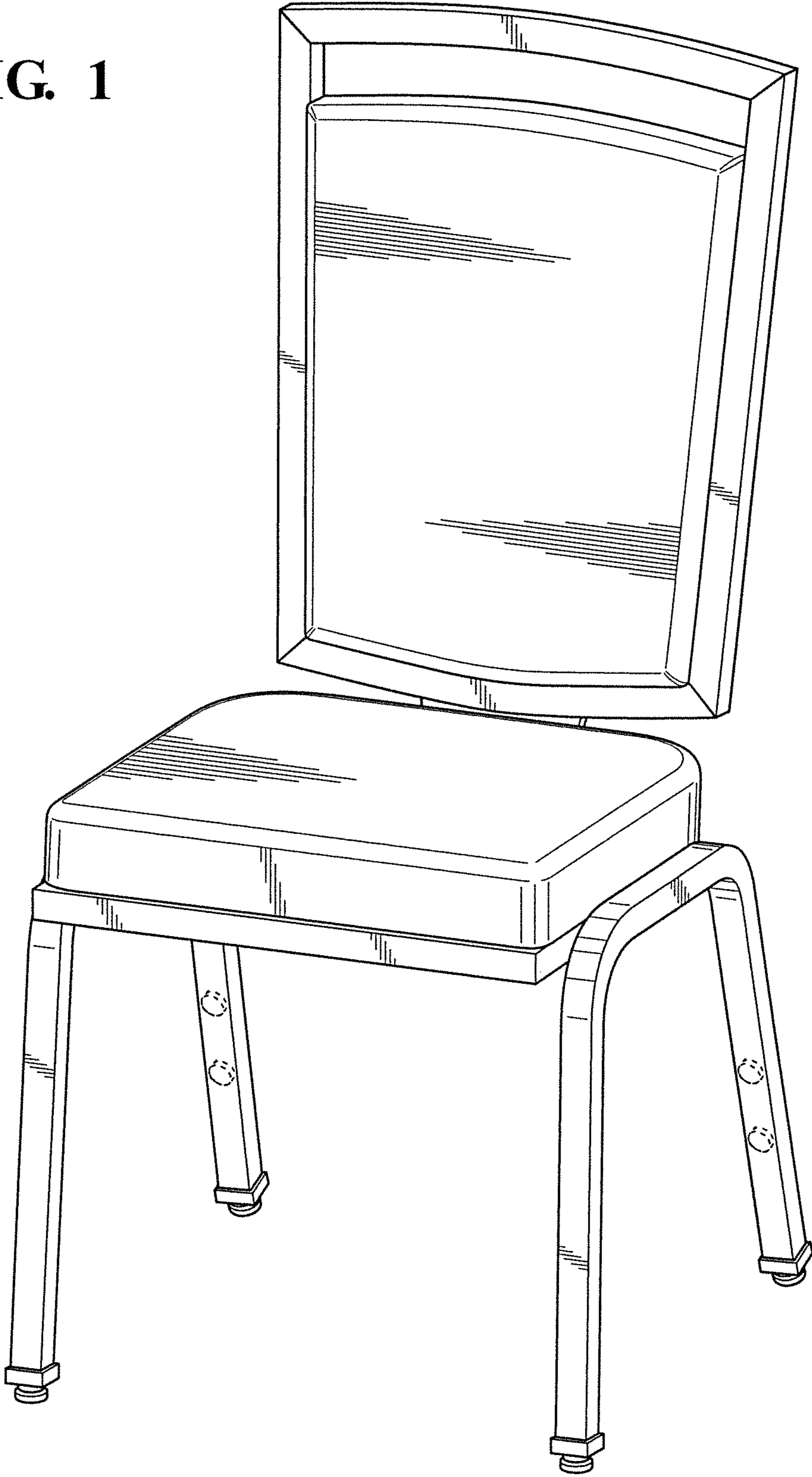
**References Cited**

U.S. PATENT DOCUMENTS

D603,616	S	*	11/2009	Kubryk	.....	D6/374
D607,221	S	*	1/2010	Shen	.....	D6/367
D611,266	S	*	3/2010	Kubryk	.....	D6/374
D624,327	S	*	9/2010	Swy	.....	D6/374
D629,223	S	*	12/2010	Swy	.....	D6/374
D629,629	S	*	12/2010	Swy	.....	D6/374
D637,831	S	*	5/2011	Aubry	.....	D6/375
D647,319	S	*	10/2011	Kubryk	.....	D6/380
D647,719	S	*	11/2011	Kubryk	.....	D6/374
D672,162	S	*	12/2012	Kubryk	.....	D6/380
D677,484	S	*	3/2013	Kubryk	.....	D6/380
D677,485	S	*	3/2013	Kubryk	.....	D6/380
2015/0230615	A1	*	8/2015	Barile	.....	A47C 7/443 297/239

\* cited by examiner

**FIG. 1**



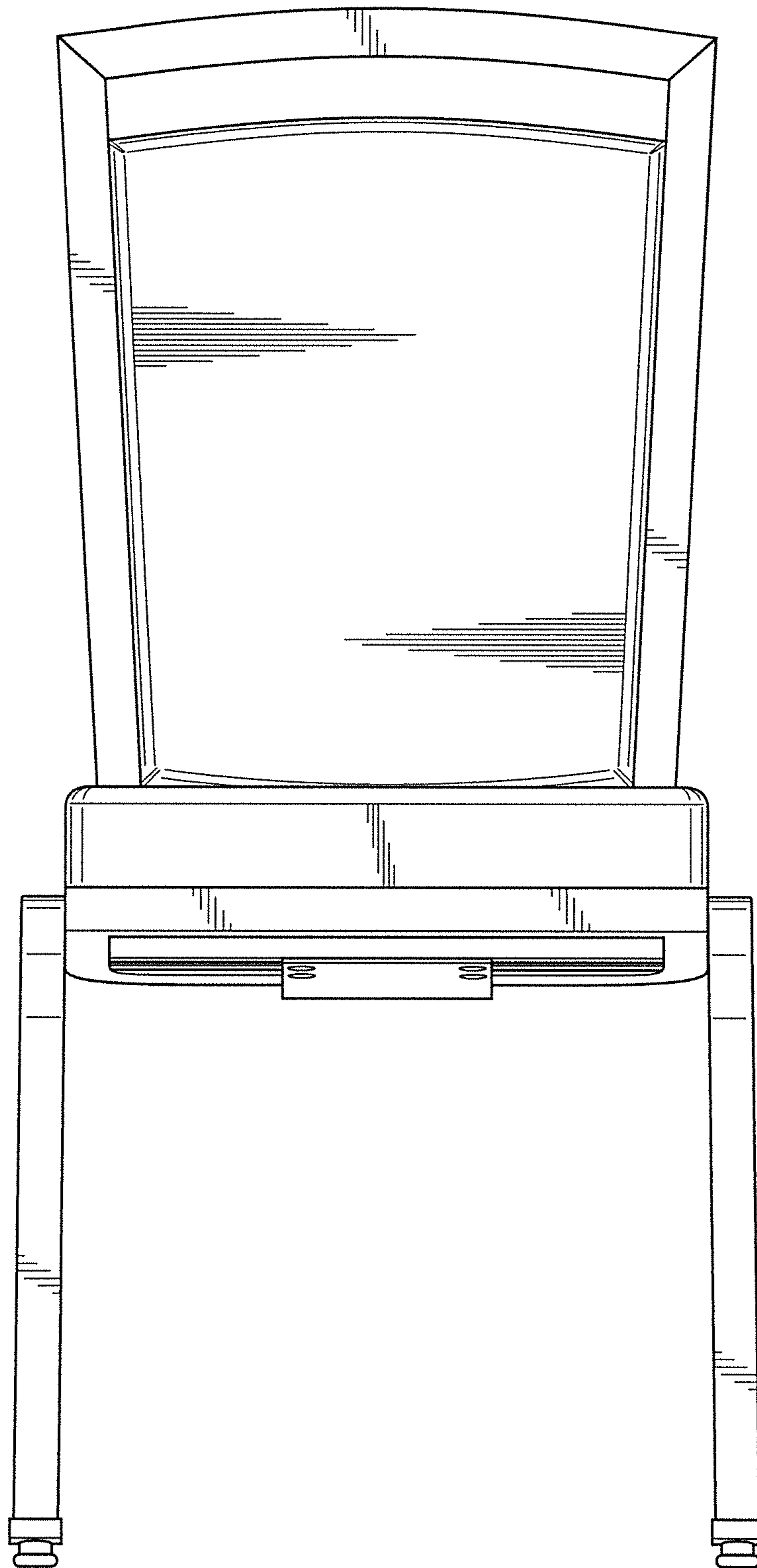


FIG. 2

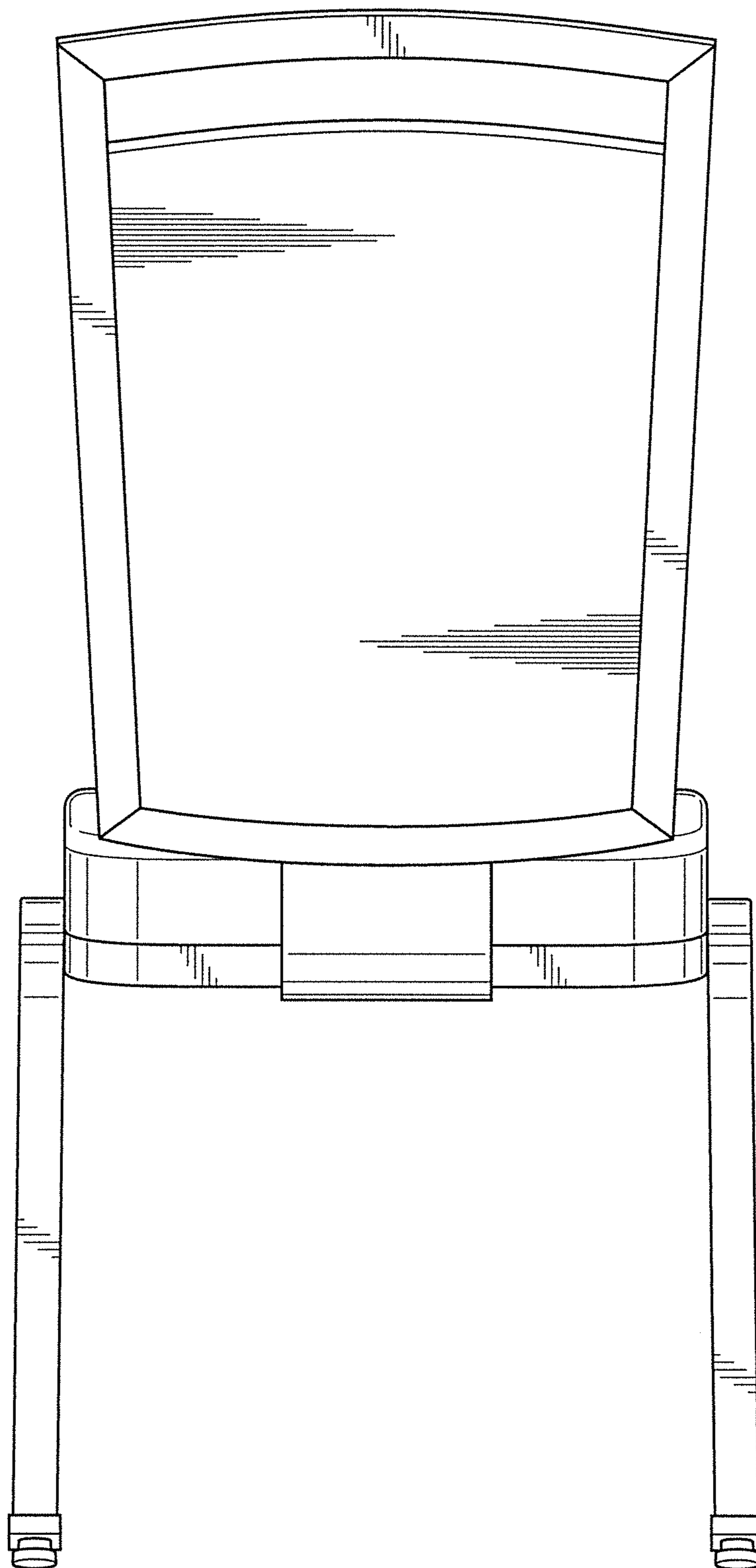


FIG. 3

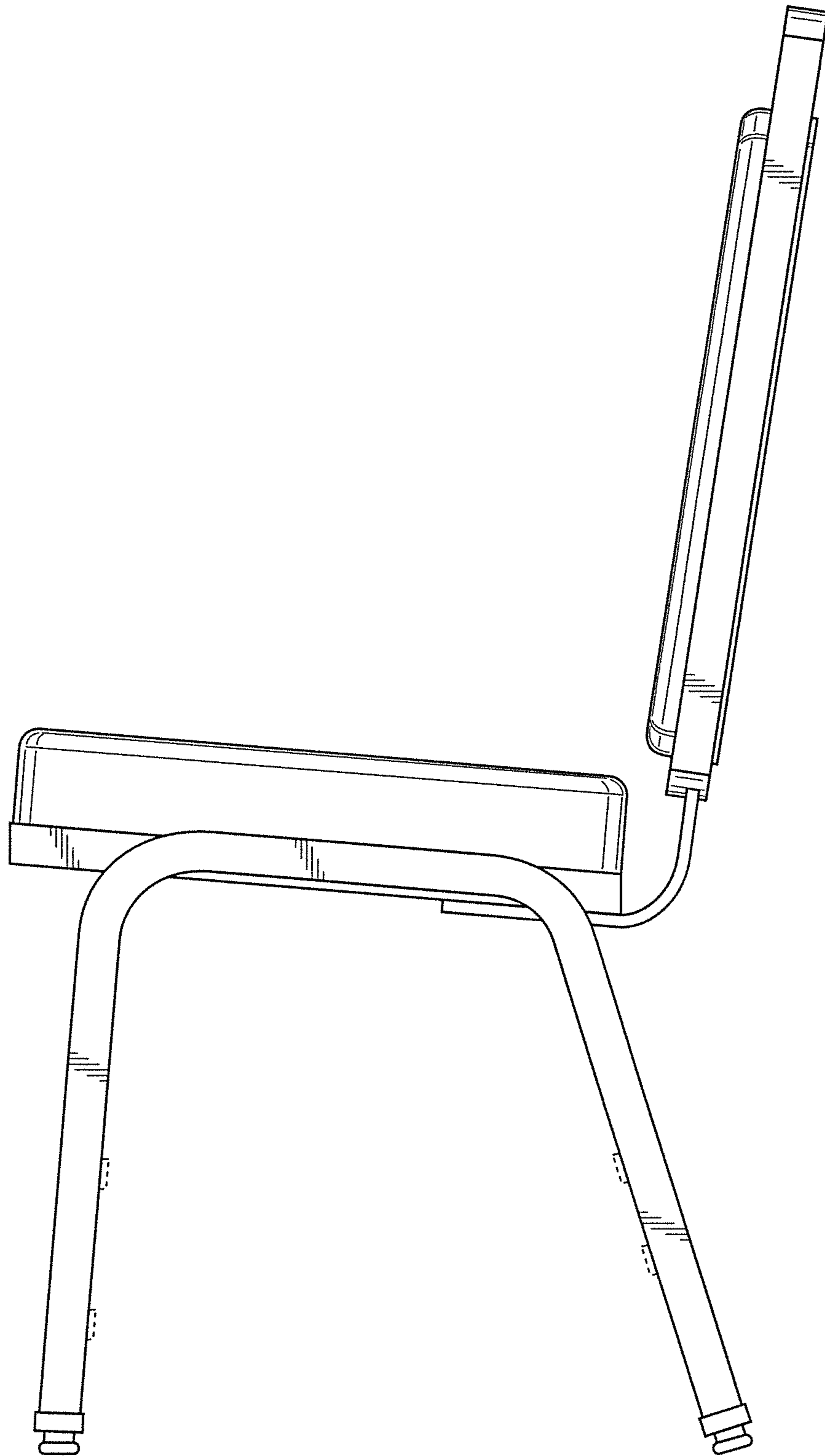


FIG. 4

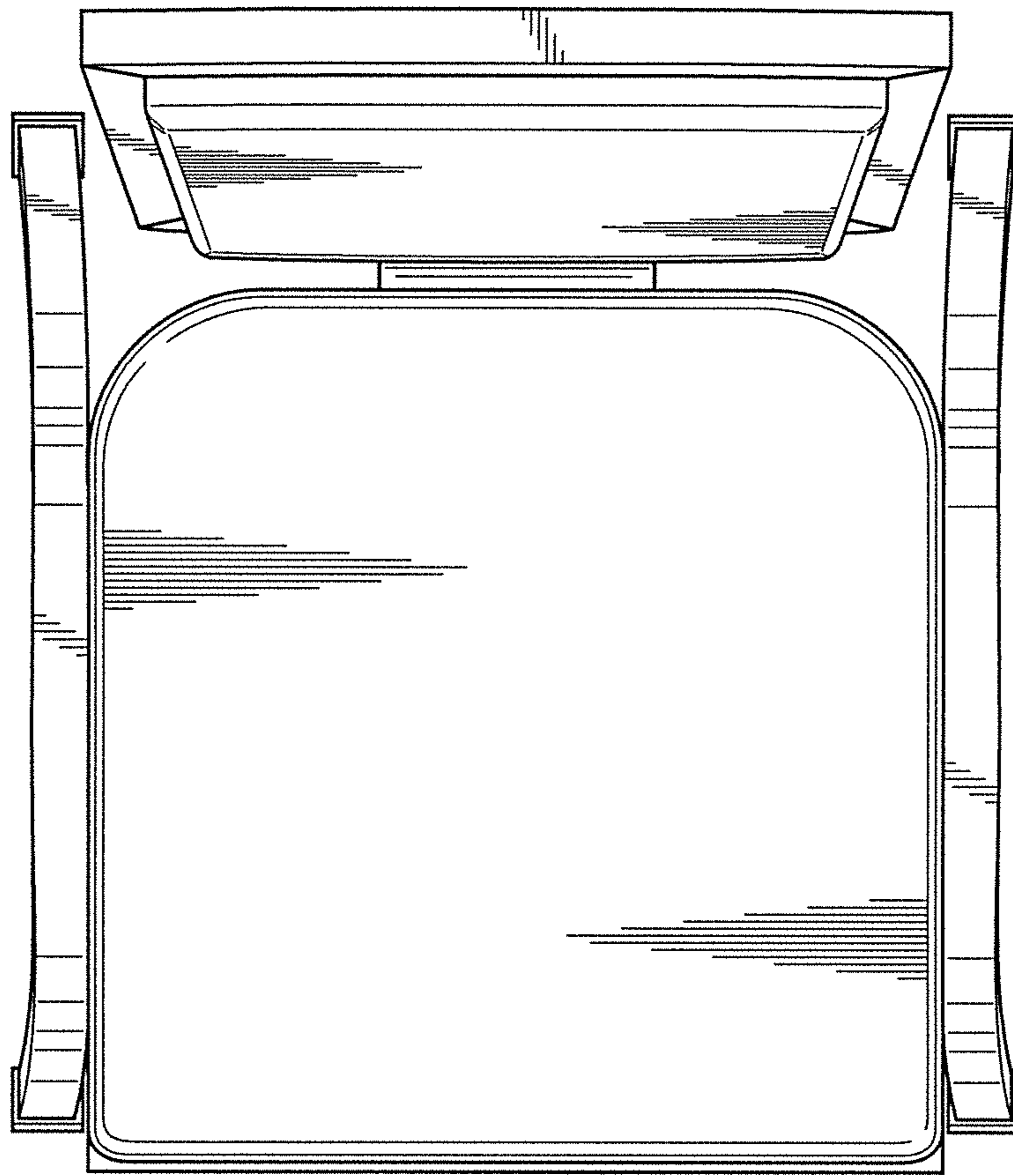


FIG. 5

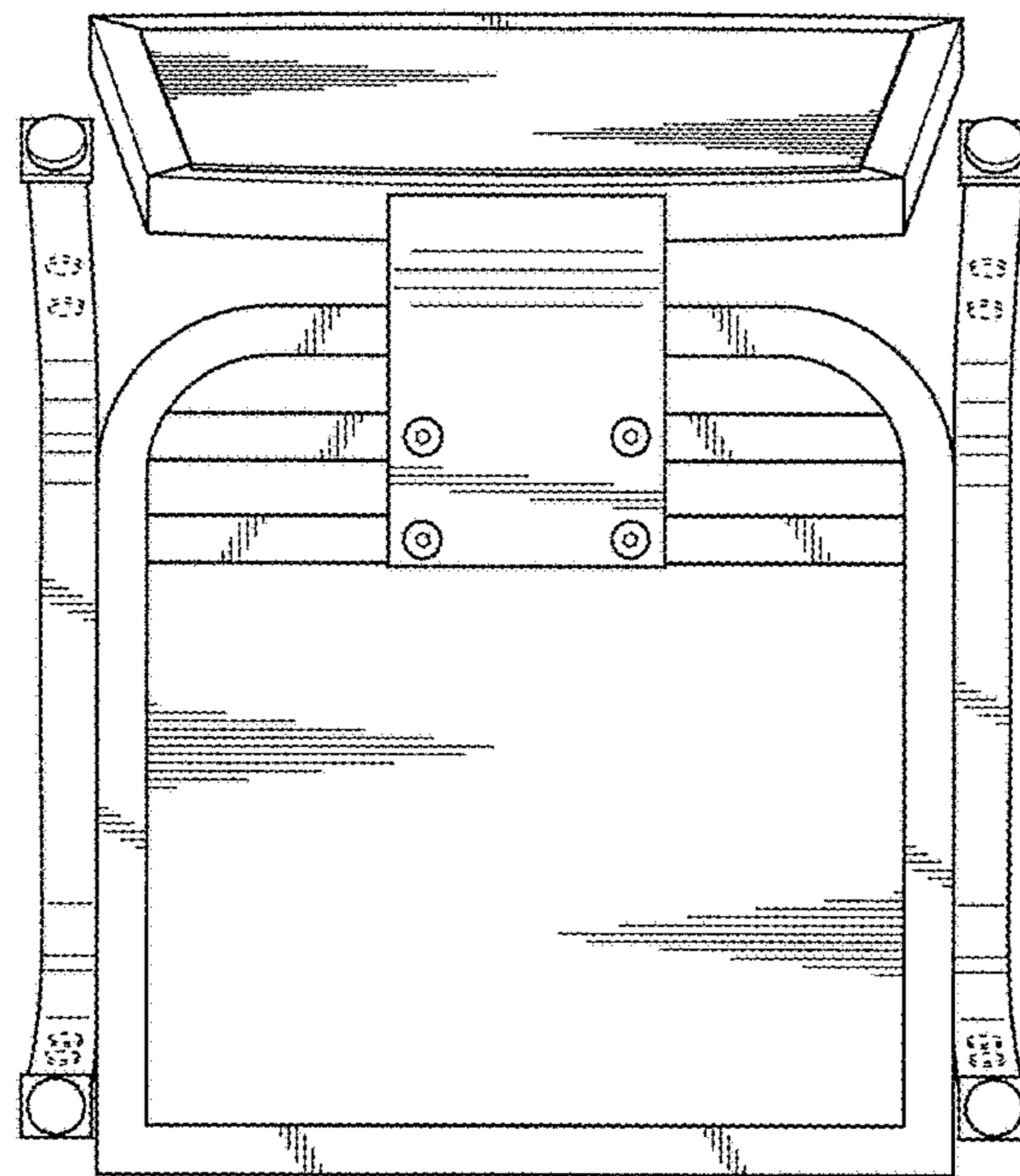


FIG. 6