



US00D787824S

(12) **United States Design Patent** (10) **Patent No.:** **US D787,824 S**  
**Gross et al.** (45) **Date of Patent:** **\*\* May 30, 2017**

(54) **TRANSACTION CARD SLEEVE**

(71) Applicants: **JoAnn Gross**, Parkland, FL (US); **Beni Gross**, Parkland, FL (US)

(72) Inventors: **JoAnn Gross**, Parkland, FL (US); **Beni Gross**, Parkland, FL (US)

(\*\*) Term: **15 Years**

(21) Appl. No.: **29/552,596**

(22) Filed: **Jan. 24, 2016**

**Related U.S. Application Data**

(62) Division of application No. 29/511,789, filed on Dec. 13, 2014, now Pat. No. Des. 748,394.

(51) **LOC (10) Cl.** ..... **03-01**

(52) **U.S. Cl.**  
USPC ..... **D3/247**

(58) **Field of Classification Search**  
USPC ..... D3/247, 249–253

(Continued)

(56) **References Cited**

**U.S. PATENT DOCUMENTS**

513,749 A \* 1/1894 Atherton ..... A45C 1/06  
150/147  
5,217,056 A \* 6/1993 Ritter ..... A45C 11/182  
150/147

(Continued)

*Primary Examiner* — Holly Baynham

(74) *Attorney, Agent, or Firm* — Nancy J. Flint, Esq.;  
Nancy J. Flint, Attorney At Law, P.A.

(57) **CLAIM**

The ornamental design for a transaction card sleeve, as shown and described.

**DESCRIPTION**

FIG. 1 is a perspective view of a first embodiment of a transaction card sleeve showing our new design;

FIG. 2 is a front view of the first embodiment of the transaction card sleeve;

FIG. 3 is a top view of the first embodiment of the transaction card sleeve;

FIG. 4 is a back view of the first embodiment of the transaction card sleeve;

FIG. 5 is a left side view of the first embodiment of the transaction card sleeve;

FIG. 6 is a right side view of the first embodiment of the transaction card sleeve;

FIG. 7 is a bottom view of the first embodiment of the transaction card sleeve;

FIG. 8 is a perspective view of a second embodiment of a transaction card sleeve;

FIG. 9 is a front view of the second embodiment of the transaction card sleeve;

FIG. 10 is a top view of the second embodiment of the transaction card sleeve;

FIG. 11 is a back view of the second embodiment of the transaction card sleeve;

FIG. 12 is a left side view of the second embodiment of the transaction card sleeve;

FIG. 13 is a right side view of the second embodiment of the transaction card sleeve;

FIG. 14 is a bottom view of the second embodiment of the transaction card sleeve;

FIG. 15 is a perspective view of a third embodiment of a transaction card sleeve;

FIG. 16 is a front view of the third embodiment of the transaction card sleeve;

FIG. 17 is a top view of the third embodiment of the transaction card sleeve;


FIG. 18 is a back view of the third embodiment of the transaction card sleeve;

FIG. 19 is a left side view of the third embodiment of the transaction card sleeve;

FIG. 20 is a right side view of the third embodiment of the transaction card sleeve; and,

FIG. 21 is a bottom view of the third embodiment of the transaction card sleeve.

**1 Claim, 3 Drawing Sheets**



(58) **Field of Classification Search**

CPC ..... A45C 1/06; A45C 3/08

See application file for complete search history.

(56) **References Cited**

U.S. PATENT DOCUMENTS

D435,339 S \* 12/2000 Cleveland ..... A45C 1/06  
D3/247

8,567,460 B1 \* 10/2013 Lentsch ..... A45C 11/182  
150/147

D718,932 S \* 12/2014 Gross ..... D3/247

D723,800 S \* 3/2015 Ziegler ..... D3/247

D728,230 S \* 5/2015 Oas ..... D3/247

D748,394 S \* 2/2016 Gross ..... D3/247

\* cited by examiner

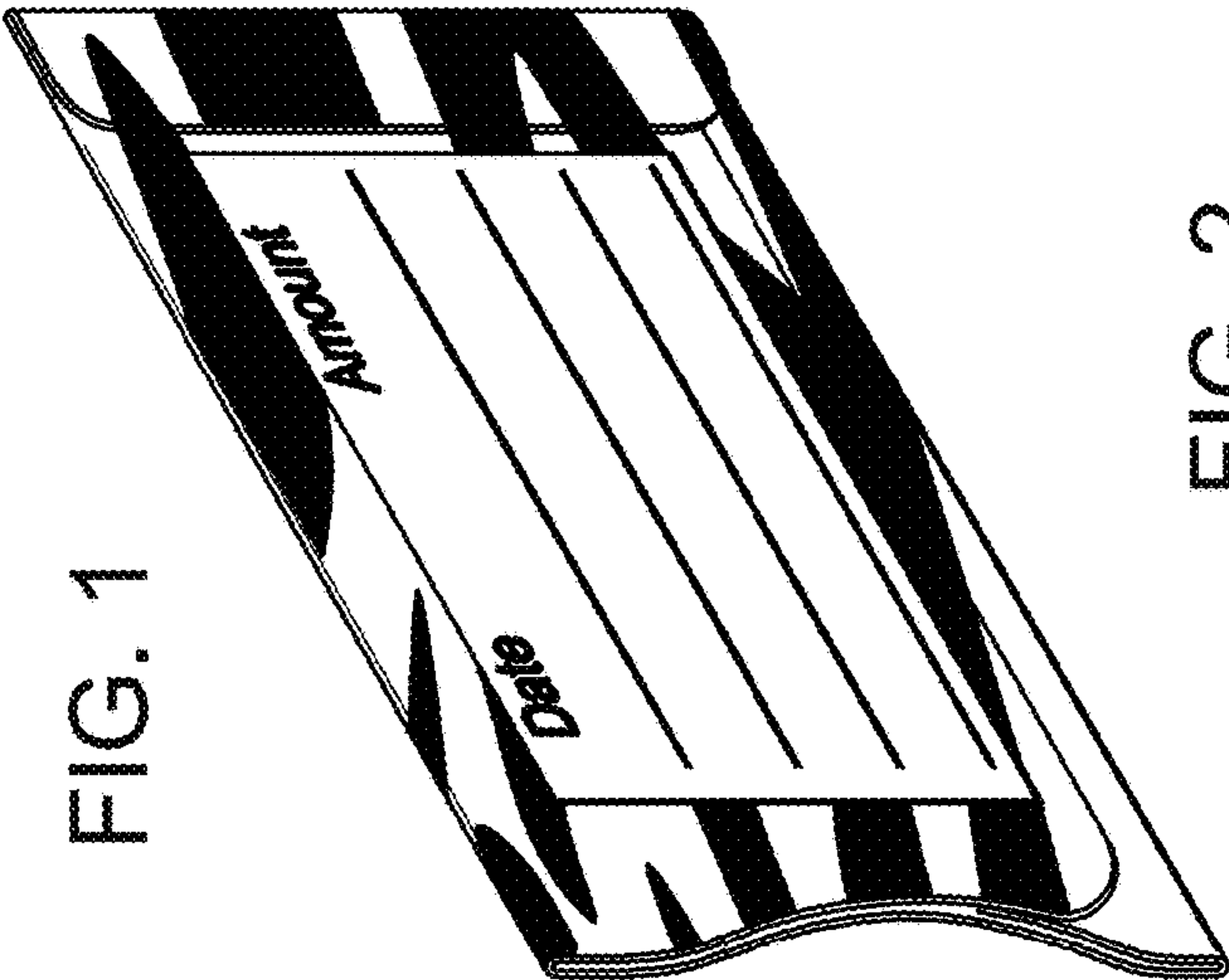


FIG. 2

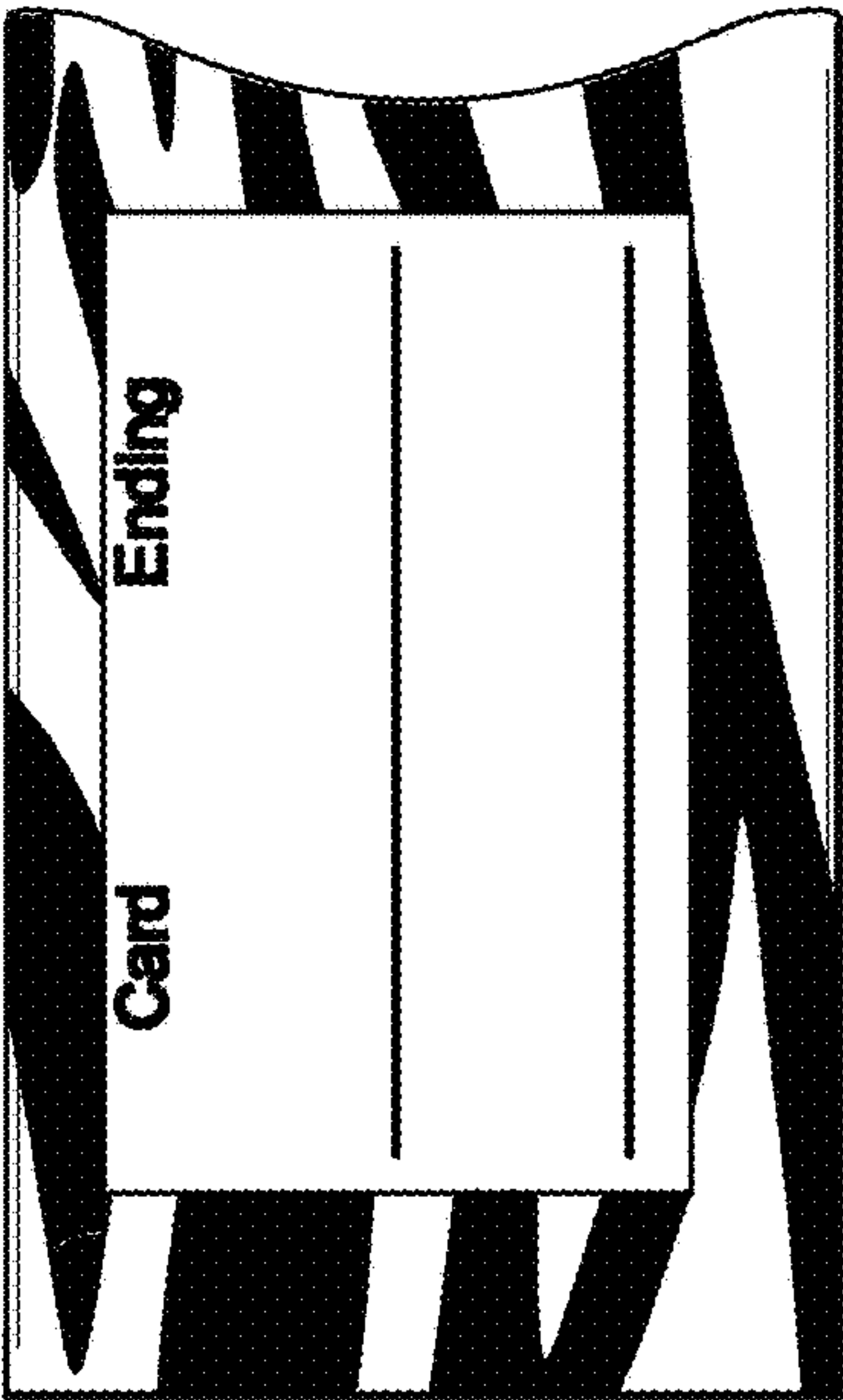


FIG. 3



FIG. 4

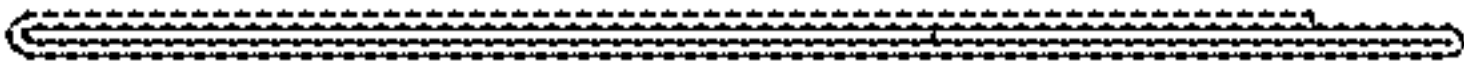


FIG. 5

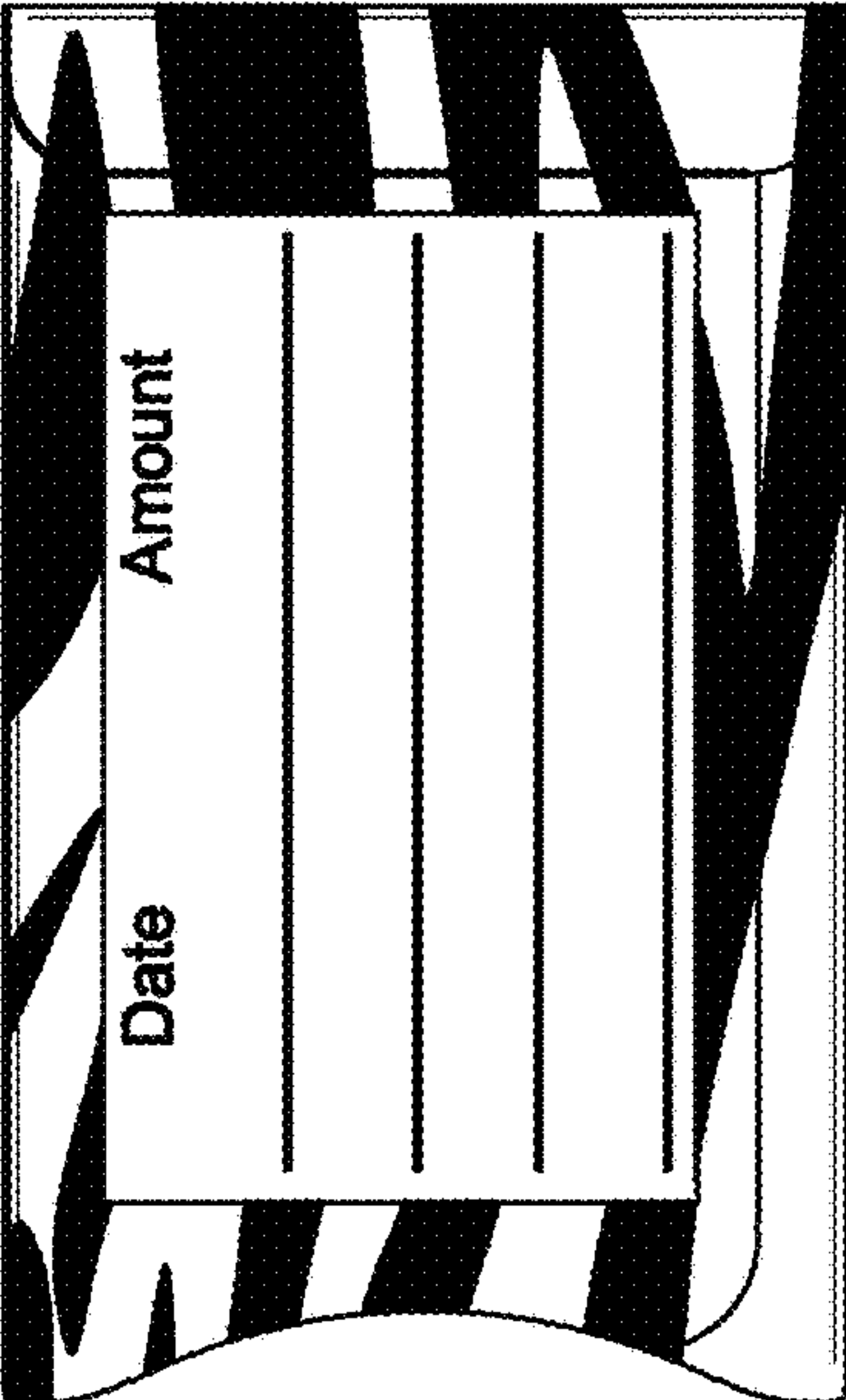


FIG. 6




FIG. 7




FIG. 8



FIG. 9

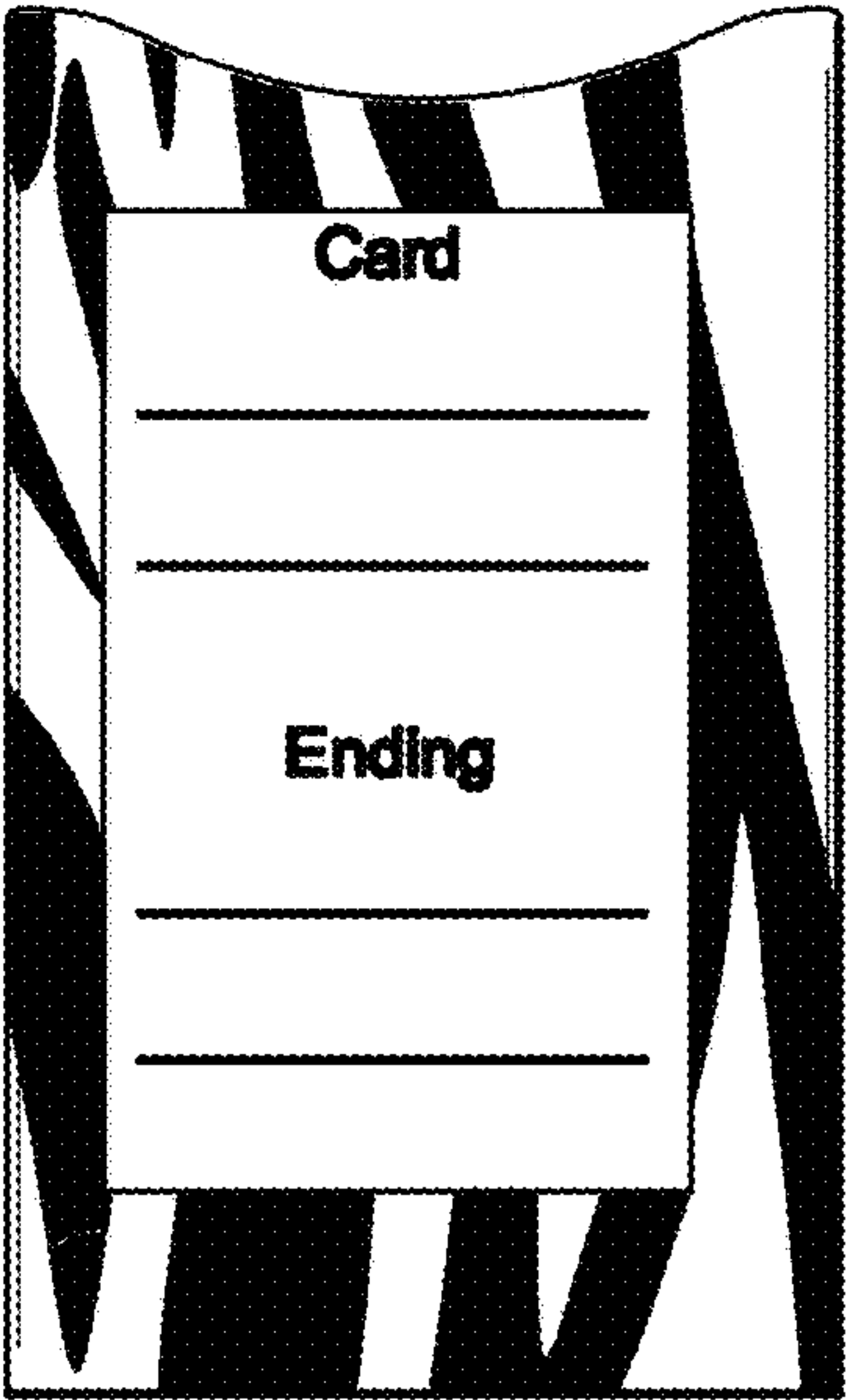


FIG. 10



FIG. 11

FIG. 12

FIG. 13




FIG. 14





FIG. 15




FIG. 16

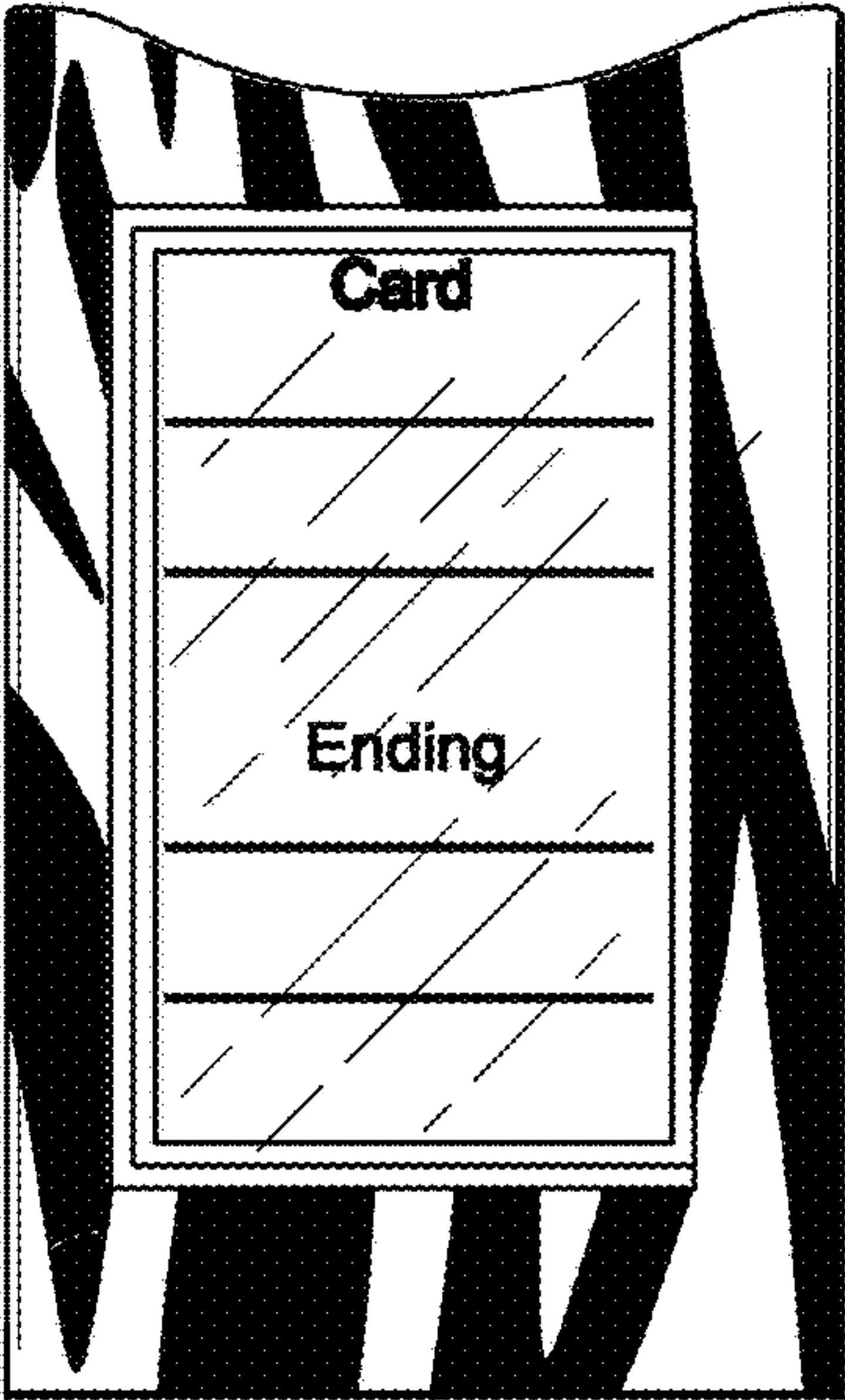


FIG. 17

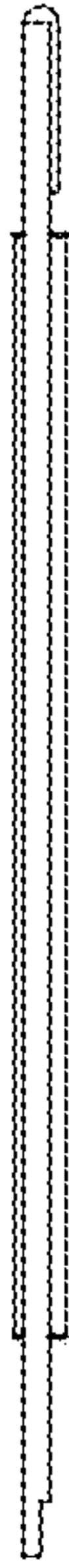


FIG. 19



FIG. 18




FIG. 20




FIG. 21

