



US00D787791S

(12) **United States Design Patent**
Lee

(10) **Patent No.:** **US D787,791 S**
(45) **Date of Patent:** **** May 30, 2017**

- (54) **SHOE OUTSOLE**
- (71) Applicant: **NIKE, Inc.**, Beaverton, OR (US)
- (72) Inventor: **TaeYong Lee**, Sherwood, OR (US)
- (73) Assignee: **NIKE, Inc.**, Beaverton, OR (US)
- (**) Term: **15 Years**
- (21) Appl. No.: **29/536,637**
- (22) Filed: **Aug. 18, 2015**
- (51) **LOC (10) Cl.** **02-04**
- (52) **U.S. Cl.**
USPC **D2/953**; D2/951; D2/958; D2/960
- (58) **Field of Classification Search**
USPC D2/902, 906, 908, 916, 918, 925,
D2/946-962, 977; 36/3 B, 22 R, 24.5,
36/25 R, 28, 32 R, 34 R, 59 C, 67 A, 103
CPC A43B 13/00; A43B 13/02; A43B 13/023;
A43B 13/026; A43B 13/04; A43B 13/08;
A43B 13/10; A43B 13/12; A43B 13/14;
A43B 13/141; A43B 13/143; A43B
13/16; A43B 13/18; A43B 13/181; A43B
13/187; A43B 13/189; A43B 13/20; A43B
13/22; A43B 13/223; A43B 13/24; A43B
13/28; A43B 13/30; A43B 13/32; A43B
13/34; A43B 13/36
See application file for complete search history.

(56) **References Cited**

U.S. PATENT DOCUMENTS

- 1,623,092 A * 4/1927 Carr A43B 7/06
36/3 B
- D76,528 S 10/1928 Frey
- 2,155,166 A * 4/1939 Kraft A43B 13/223
36/32 R
- D149,529 S 5/1948 Wager

- 3,114,981 A * 12/1963 Murawski A43B 1/10
36/28
- D213,416 S 3/1969 Dittmar et al.
- D238,123 S 12/1975 Davis
- D248,065 S 6/1978 Batra
- D259,595 S 6/1981 Famolare, Jr.
- D263,645 S 4/1982 Mastrantuone
- D281,462 S 11/1985 Pope
- D292,443 S 10/1987 Ihlenburg
- D326,766 S 6/1992 Kittle et al.
- 5,203,097 A * 4/1993 Blair A43B 13/223
36/114
- D359,385 S 6/1995 Meraw
- D373,898 S 9/1996 Bramani
- D458,739 S 6/2002 Merceron
- D496,466 S 9/2004 Slautterback et al.
- D553,831 S 10/2007 McClaskie
- D569,587 S 5/2008 James
- D569,588 S 5/2008 James
- D612,137 S 3/2010 Duan
- D618,894 S 7/2010 Tæstensen
- D621,143 S 8/2010 Lamont

(Continued)

Primary Examiner — T. Chase Nelson

(74) *Attorney, Agent, or Firm* — Banner & Witcoff, Ltd.

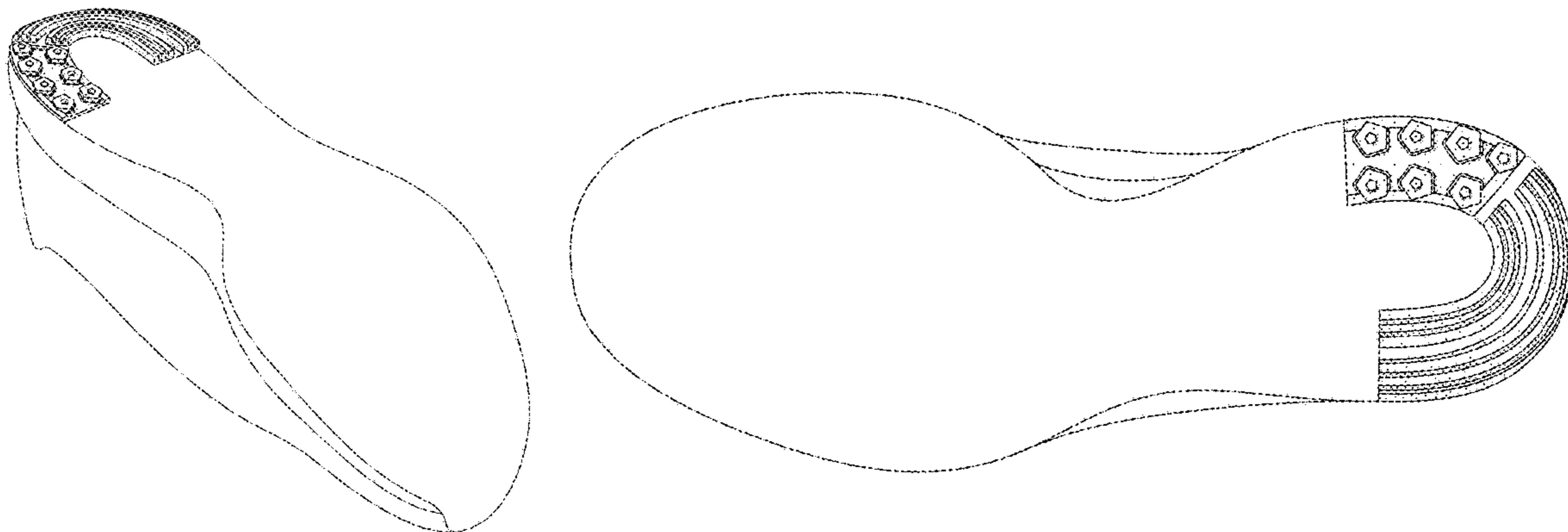
(57) **CLAIM**

The ornamental design for a shoe outsole, as shown and described.

DESCRIPTION

FIG. 1 is a front perspective view of a shoe outsole showing my new design;
 FIG. 2 is a bottom view thereof; and,
 FIG. 3 is a rear perspective view thereof.
 The broken lines immediately adjacent to the shaded area represent unclaimed boundaries of the design. The unshaded regions within or adjacent to the shaded area form no part of the claimed design. The broken lines showing the remainder of the shoe are for environmental purposes only and form no part of the claimed design.

1 Claim, 3 Drawing Sheets



(56)

References Cited

U.S. PATENT DOCUMENTS

D638,209	S	5/2011	Eidson et al.	
D656,722	S *	4/2012	Hall	D2/951
D702,031	S *	4/2014	Nakano	D2/951
D711,637	S	8/2014	Miner	
D712,126	S	9/2014	Kuerbis	
D714,039	S	9/2014	Miner	
D728,913	S	5/2015	Lubart	
D734,602	S	7/2015	Blankinship et al.	
D737,033	S *	8/2015	Miner	D2/951
D740,529	S *	10/2015	Bikowski	D2/951
D744,216	S *	12/2015	McLachlan	D2/951
D744,218	S *	12/2015	Miner	D2/951
D779,180	S *	2/2017	Lee	D2/951
2005/0257405	A1 *	11/2005	Kilgore	A43B 13/141 36/97
2013/0019497	A1 *	1/2013	Sullivan	A43B 7/144 36/28
2014/0259788	A1 *	9/2014	Dojan	A43B 1/0018 36/103
2014/0259789	A1 *	9/2014	Dojan	A43B 13/122 36/103

* cited by examiner

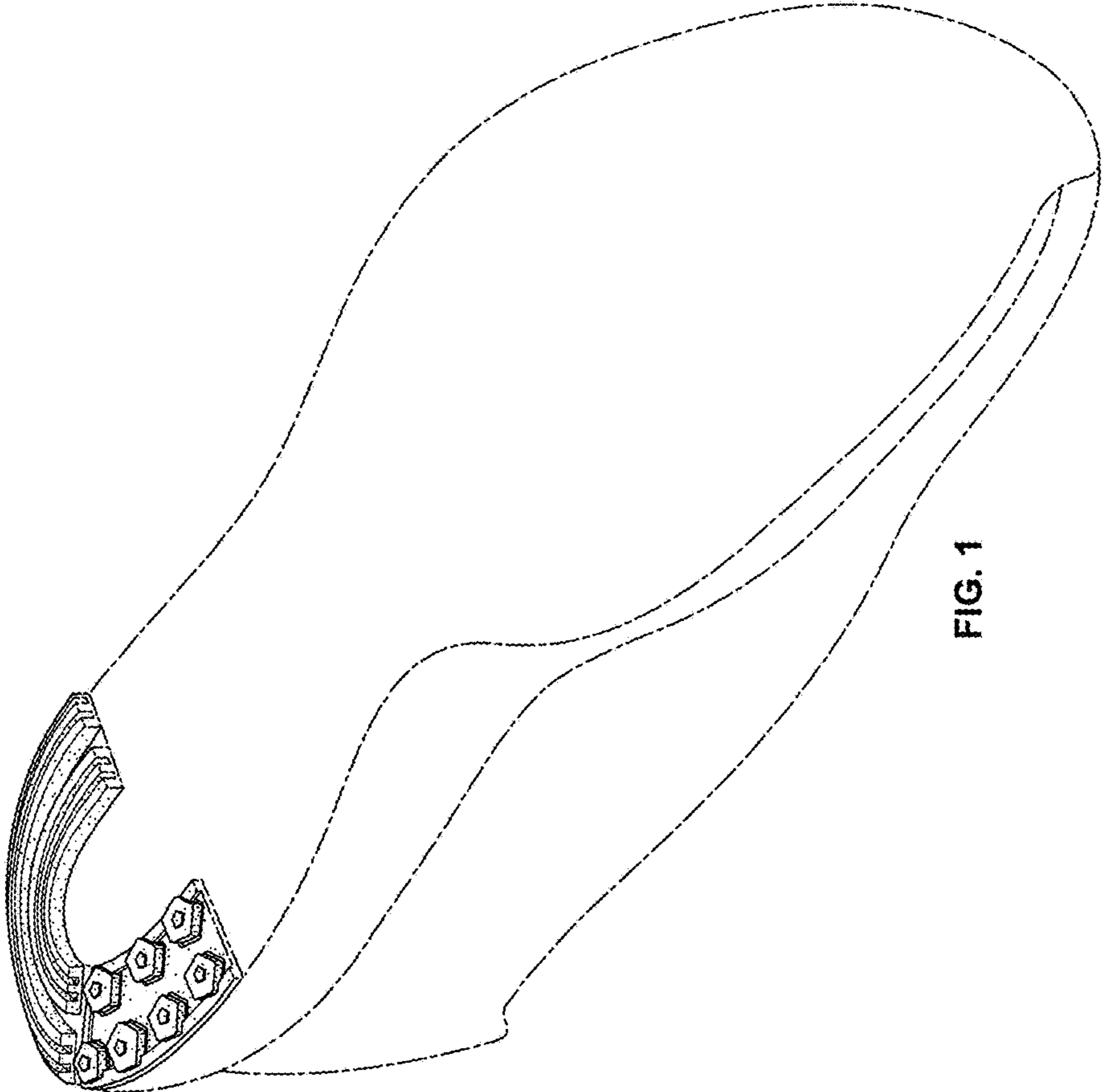


FIG. 1

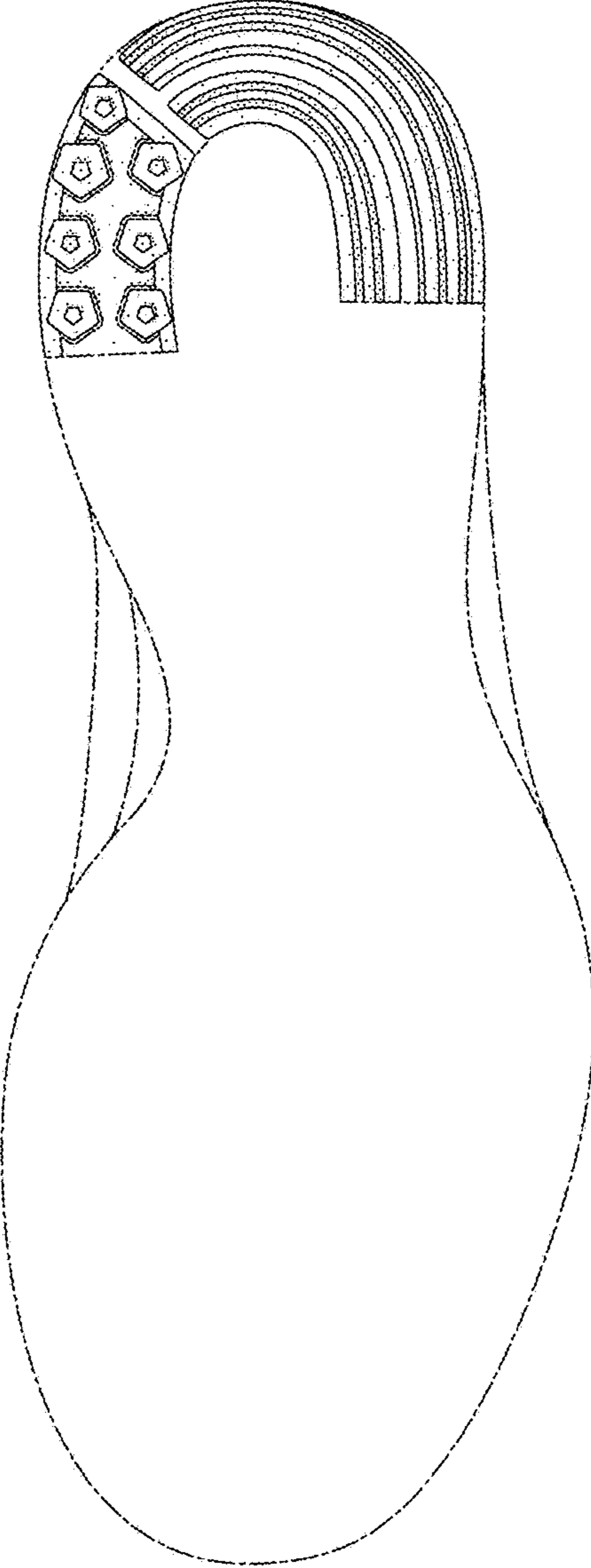


FIG. 2

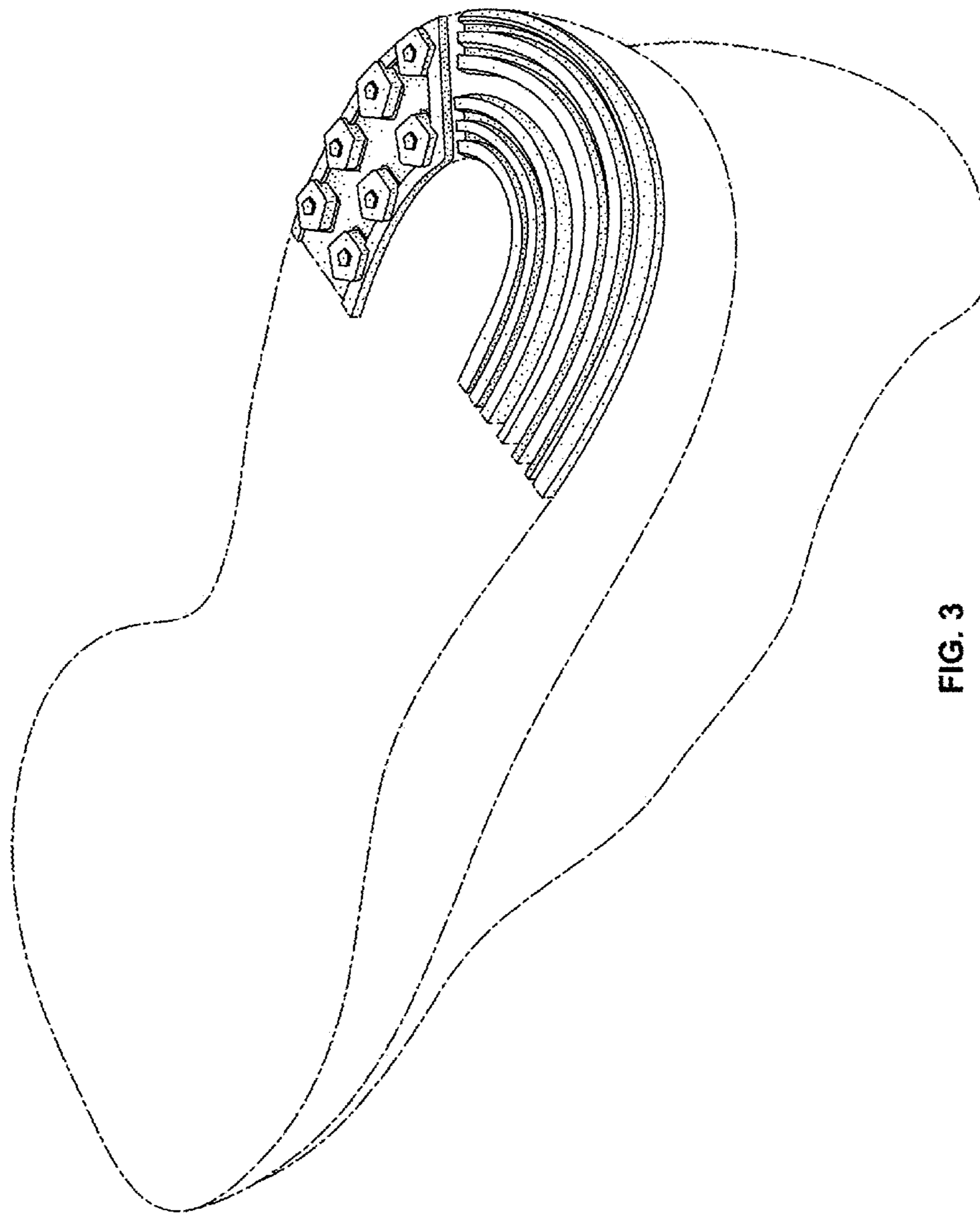


FIG. 3