

US00D787788S

(12) **United States Design Patent**
Nelson

(10) **Patent No.:** **US D787,788 S**

(45) **Date of Patent:** **** May 30, 2017**

- (54) **FOOTWEAR TOE CAP**
- (71) Applicant: **Rocky Brands, Inc.**, Nelsonville, OH (US)
- (72) Inventor: **Steven Jamieson Nelson**, Lancaster, OH (US)
- (73) Assignee: **Rocky Brands, Inc.**, Nelsonville, OH (US)
- (**) Term: **15 Years**
- (21) Appl. No.: **29/547,799**
- (22) Filed: **Dec. 8, 2015**
- (51) **LOC (10) Cl.** **02-99**
- (52) **U.S. Cl.**
USPC **D2/913; D2/946**
- (58) **Field of Classification Search**
USPC D2/902, 906-909, 913, 944, 946, 969, D2/972-974
CPC ... A43B 13/181; A43B 13/141; A43B 13/186; A43B 13/188; A43B 23/00; A43B 23/08-23/10; A43B 23/14; A43B 23/16; A43B 23/17; A43B 23/02; A43B 5/00; A43B 23/26; A43B 1/04; A43B 11/14; A43B 7/00; A43C 1/00; A43C 11/002
See application file for complete search history.

- (56) **References Cited**
U.S. PATENT DOCUMENTS
280,264 A * 6/1883 Walker A43B 7/32 36/77 R
4,735,003 A * 4/1988 Dykeman A43B 23/087 36/77 R
D316,772 S 5/1991 Rose
5,210,963 A 5/1993 Harwood
D345,449 S 3/1994 Armstrong
5,331,751 A 7/1994 Harwood
5,666,745 A 9/1997 Harwood

- D398,142 S * 9/1998 Benoit D2/946
- 5,809,666 A 9/1998 Harwood
- 5,832,633 A * 11/1998 Wang A43B 23/086 36/77 M
- 5,832,663 A 11/1998 Wang
- D423,198 S * 4/2000 Peterson D2/909
- D440,754 S * 4/2001 Bathum D2/972
- 6,286,234 B1 * 9/2001 Smith, Jr. A43C 13/14 36/131
- 6,367,170 B1 4/2002 Williams
- D493,275 S * 7/2004 Koyess D2/913
- 6,907,681 B2 6/2005 Tanaka et al.
- D518,946 S * 4/2006 Williams D2/972
- D522,223 S * 6/2006 Murphy D2/972

(Continued)

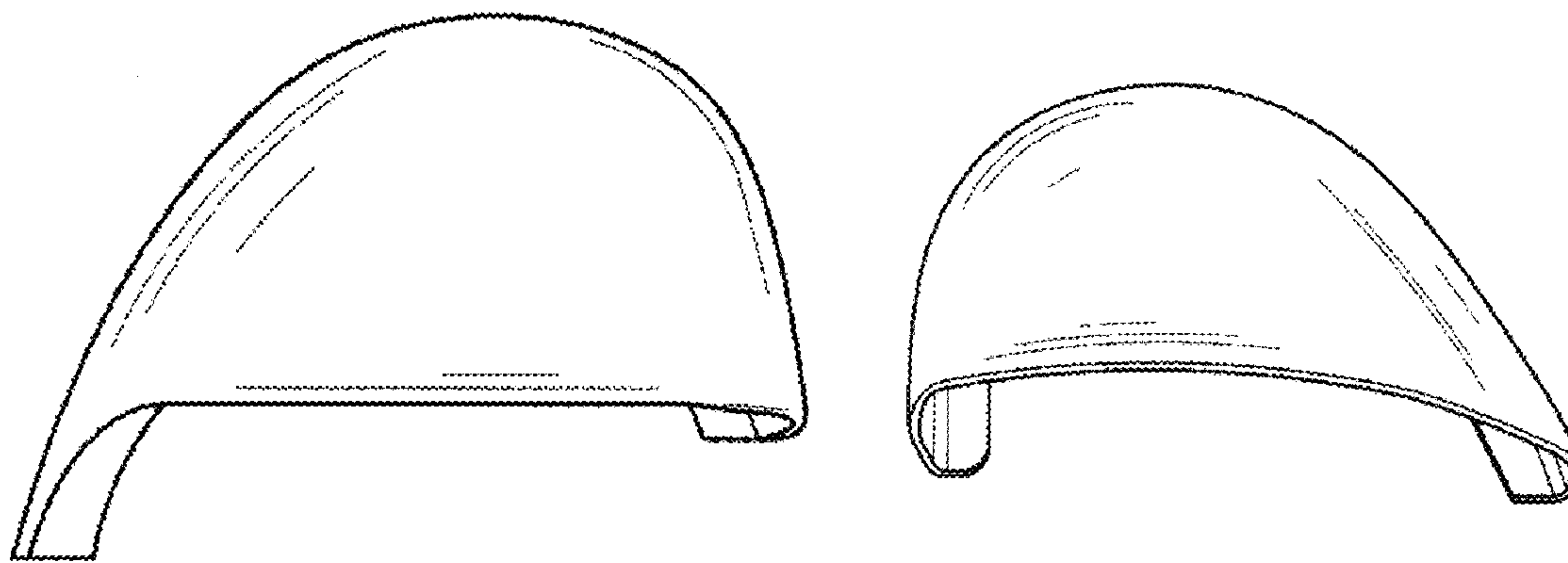
Primary Examiner — Dominic Simone
(74) *Attorney, Agent, or Firm* — Porter, Wright, Morris & Arthur, LLP

(57) **CLAIM**
The ornamental design for a footwear toe cap, as shown and described.

DESCRIPTION

FIG. 1 is a front perspective view of a footwear toe cap according to a first embodiment of my new design;
FIG. 2 is a top view thereof;
FIG. 3 is a front view thereof;
FIG. 4 is a bottom view thereof;
FIG. 5 is a rear view thereof;
FIG. 6 is a right side view thereof;
FIG. 7 is a left side view thereof;
FIG. 8 is a front perspective view of a footwear toe cap according to a second embodiment of my new design;
FIG. 9 is a rear view thereof;
FIG. 10 is front view thereof;
FIG. 11 is bottom view thereof;
FIG. 12 is a top view thereof;
FIG. 13 is a left side view thereof, and,
FIG. 14 is a right side view thereof.

1 Claim, 2 Drawing Sheets



(56)

References Cited

U.S. PATENT DOCUMENTS

D594,219	S	*	6/2009	Dillenbeck	D2/946
7,552,548	B2		6/2009	Ikegami		
D646,472	S	*	10/2011	Chen	D2/909
D654,260	S		2/2012	Frappier et al.		
D657,545	S	*	4/2012	Frappier	D2/972
D669,667	S	*	10/2012	Sakurai	D2/946
8,898,933	B2		12/2014	Sakurai		

* cited by examiner




FIG. 1

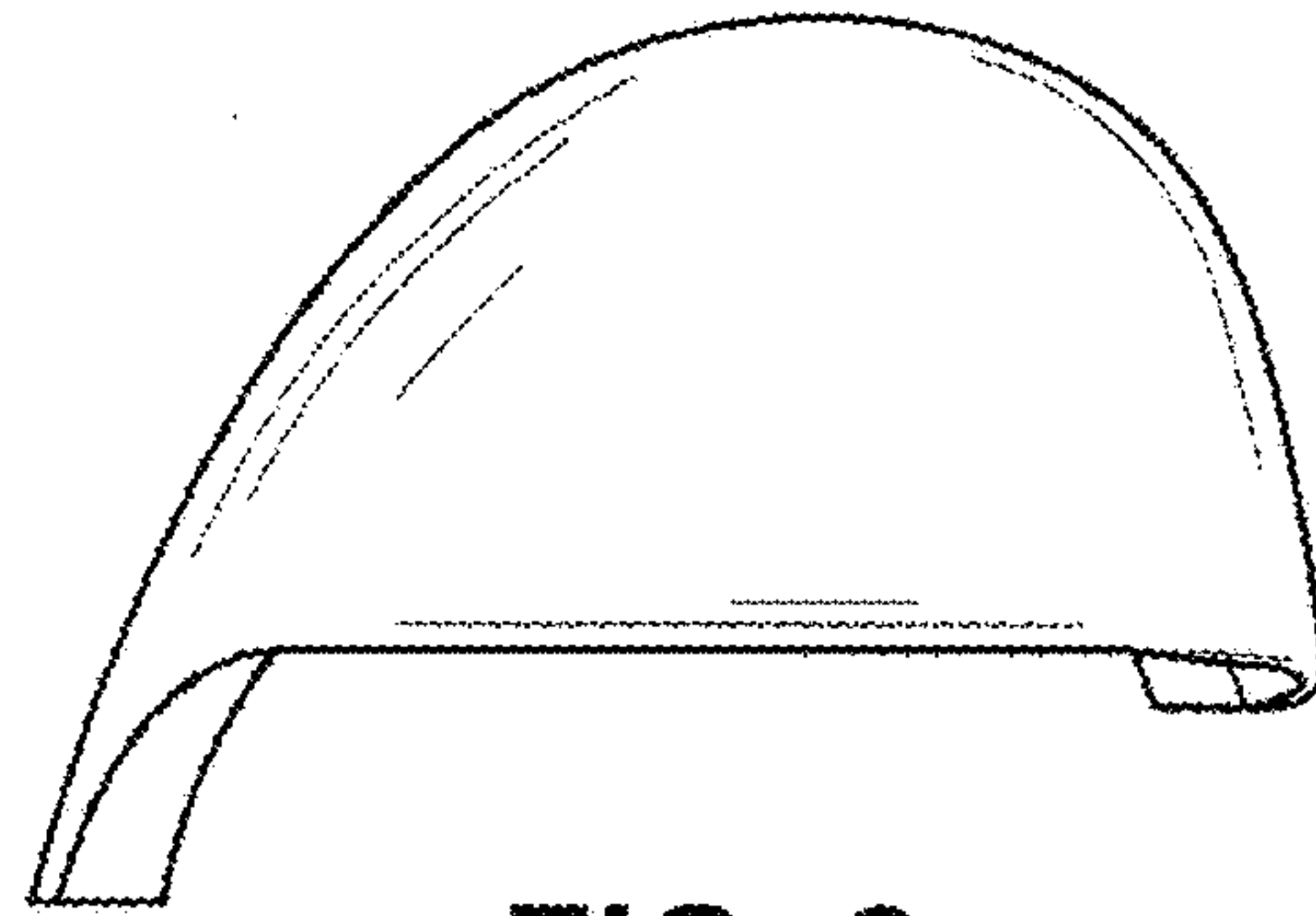


FIG. 2

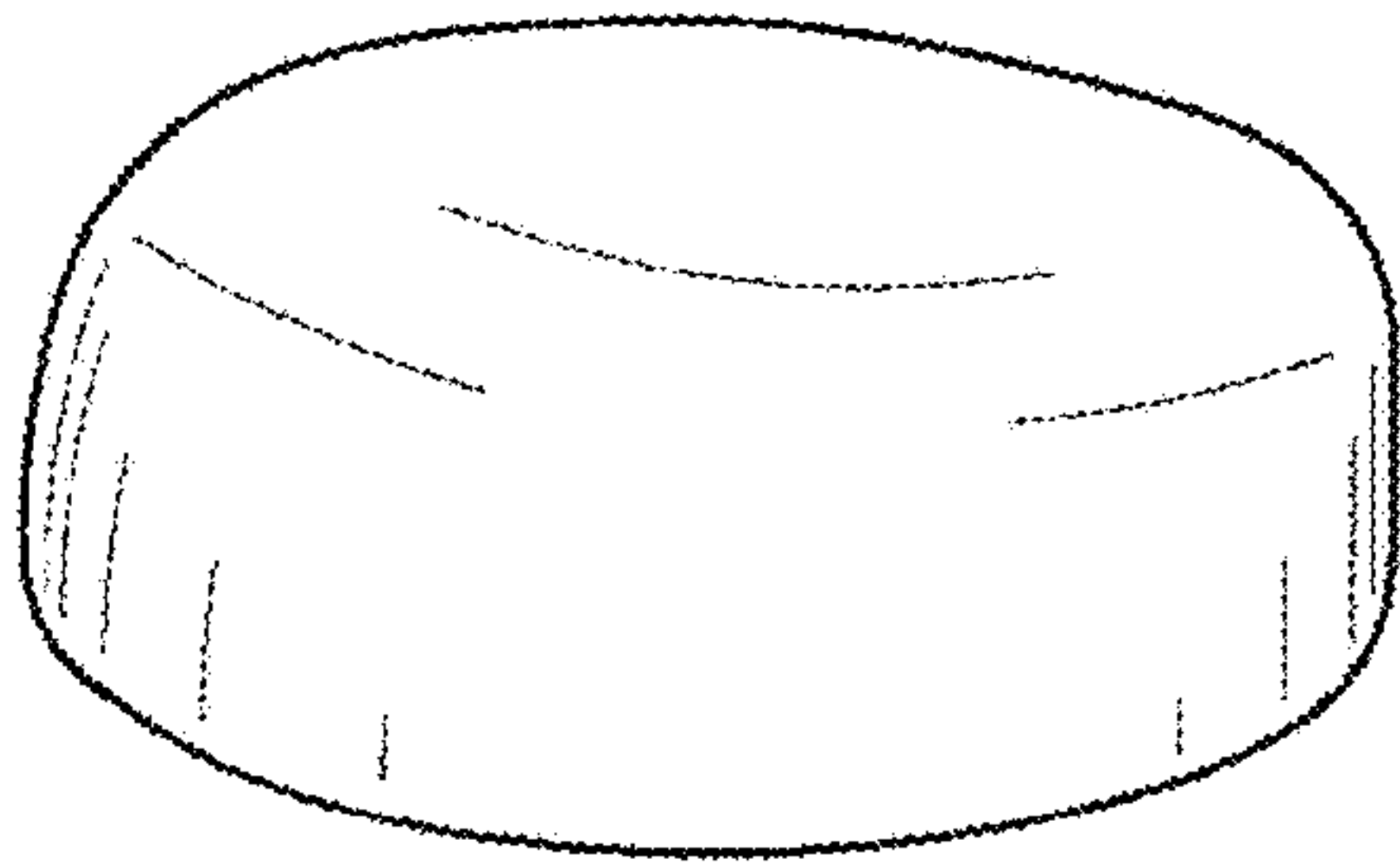


FIG. 3

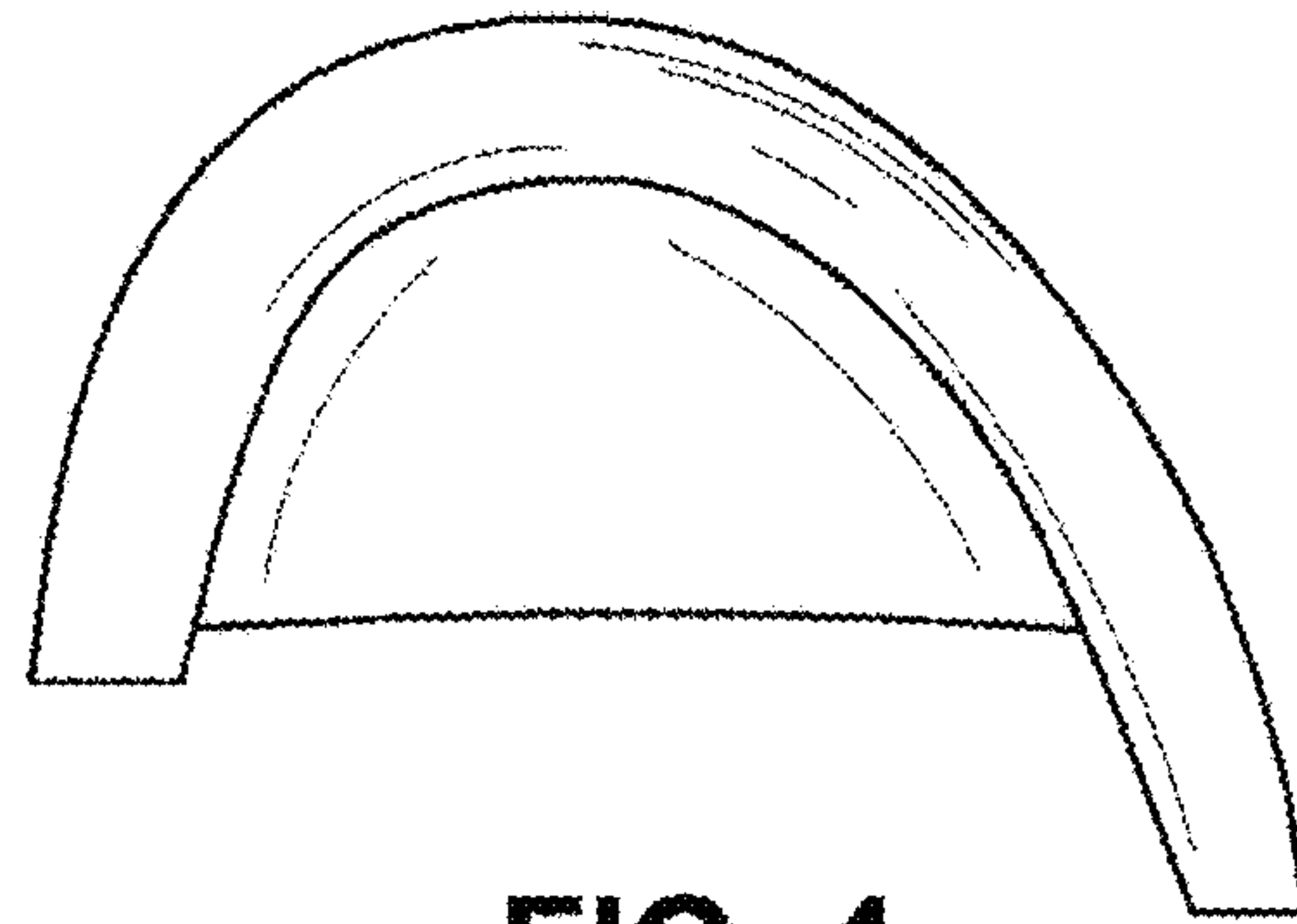


FIG. 4




FIG. 5

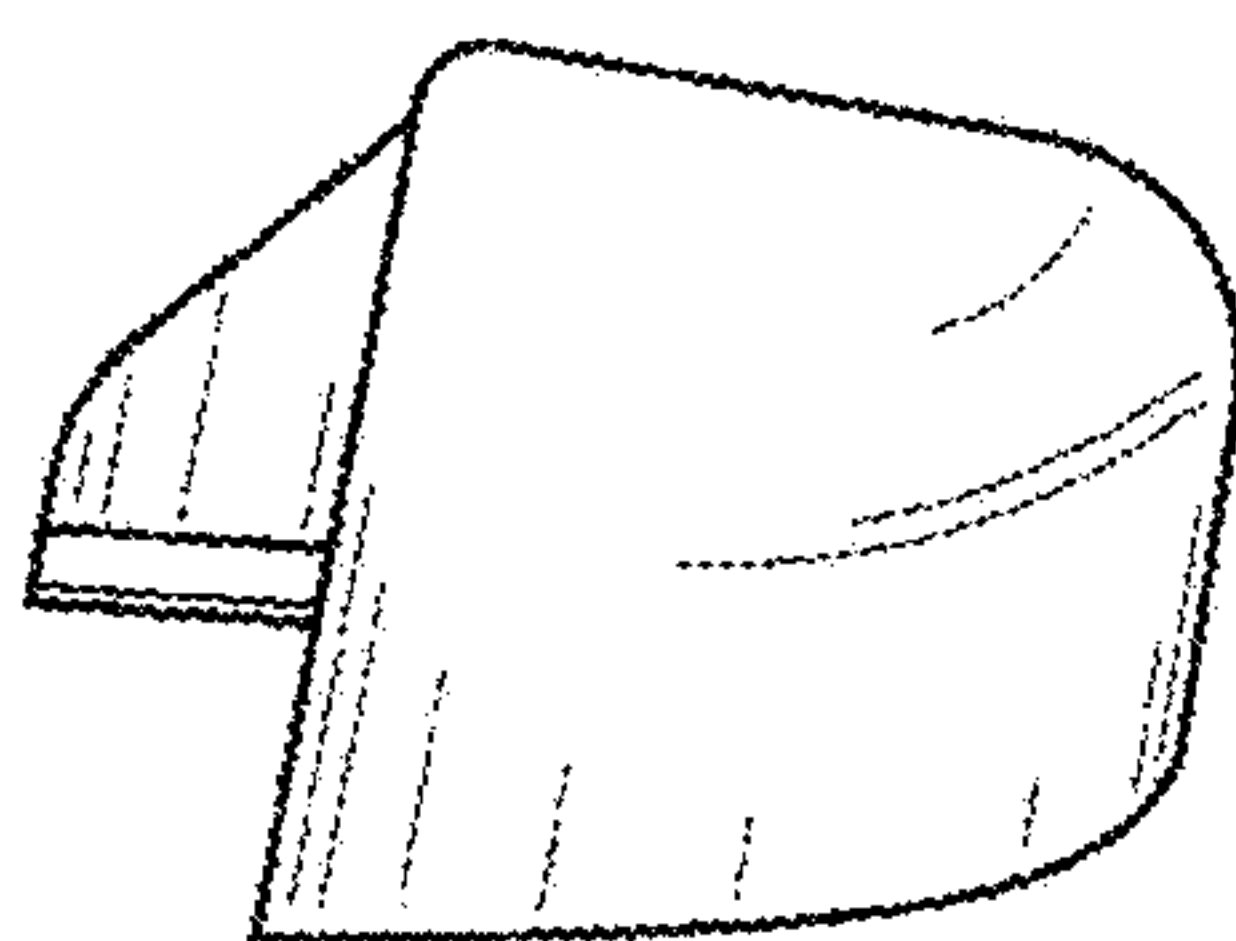


FIG. 6




FIG. 7




FIG. 8




FIG. 9




FIG. 10




FIG. 11




FIG. 13




FIG. 12




FIG. 14