



US00D787777S

(12) **United States Design Patent** (10) **Patent No.:** **US D787,777 S**  
**Solsona et al.** (45) **Date of Patent:** **\*\* May 30, 2017**

(54) **WRIST GAITER WITH TWO ADJUSTMENT CHANNELS**

(71) Applicants: **Suzanne Solsona**, North Vancouver (CA); **Javier Solsona**, North Vancouver (CA)

(72) Inventors: **Suzanne Solsona**, North Vancouver (CA); **Javier Solsona**, North Vancouver (CA)

(\*\*) Term: **15 Years**

(21) Appl. No.: **29/548,035**

(22) Filed: **Dec. 10, 2015**

(51) **LOC (10) Cl.** ..... **02-06**

(52) **U.S. Cl.**  
USPC ..... **D2/610**

(58) **Field of Classification Search**  
USPC ..... D2/610–623, 158, 909; D29/113–116, D29/116.2, 117.1, 117.2, 118, 119, 123; D21/807; D24/211; D28/63; D30/158  
CPC ..... A41D 19/00; A41D 13/08; A41D 13/081; A63B 7/14  
See application file for complete search history.

(56) **References Cited**

**U.S. PATENT DOCUMENTS**

D14,580 S \* 1/1884 Jennings ..... D2/610  
D14,581 S \* 1/1884 Jennings ..... D2/610  
1,280,421 A \* 10/1918 Diem ..... A41D 19/01  
2/158  
1,296,430 A \* 3/1919 Riley ..... A41D 13/08  
2/126  
D549,885 S \* 8/2007 Van Trojen ..... D29/120.1  
D562,502 S \* 2/2008 Van Trojen ..... D29/120.1  
D599,961 S \* 9/2009 Arshadi ..... D29/122

D610,776 S \* 3/2010 Walker ..... D2/622  
D617,502 S \* 6/2010 Chalk ..... D29/120.1  
D652,172 S \* 1/2012 Todd ..... D29/120.1  
D663,850 S \* 7/2012 Joseph ..... D24/190  
D766,450 S \* 9/2016 Higgins ..... D24/190

**OTHER PUBLICATIONS**

Wrist Gaiter—Summit—Teal. [online] Published date unknown. Retrieved on Oct. 4, 2016 from <URL: <https://www.mymayu.com/products/wrist-gaiter-summit-teal?variant=12874820419>>.\*

\* cited by examiner

*Primary Examiner* — Vy Koenig  
*Assistant Examiner* — Omeed Agilee

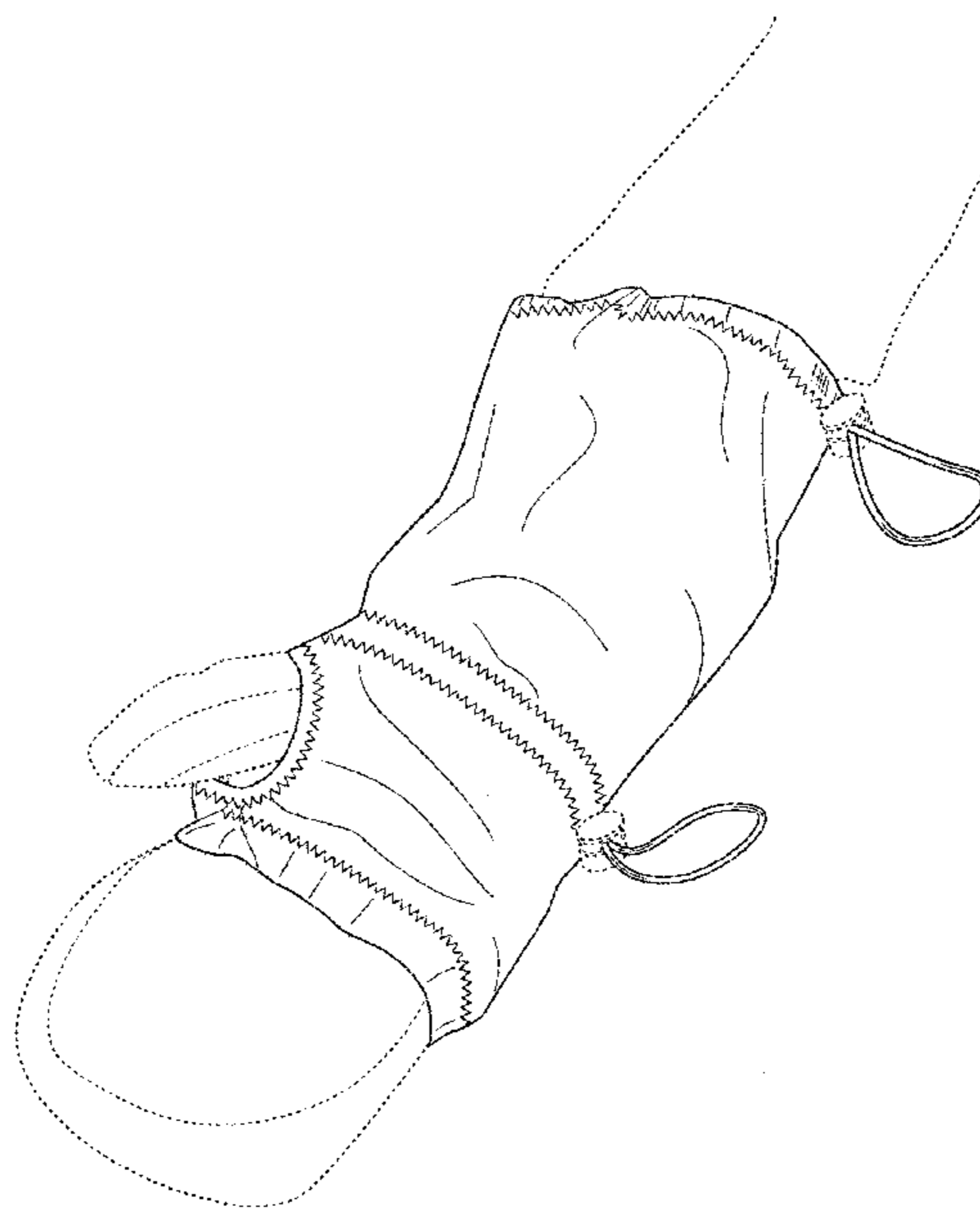
(57) **CLAIM**

The ornamental design for a wrist gaiter with two adjustment channels, as shown and described.

**DESCRIPTION**

FIG. 1 is a front perspective view of our new design of a wrist gaiter with two adjustment channels as it appears in wearing position;  
FIG. 2 is an elevated perspective view of the back of the design of FIG. 1; and,  
FIG. 3 is an elevated perspective view of the design of FIG. 1 when not being worn.  
The broken lines showing a mitten depict environmental subject matter and form no part of the claimed design.  
The broken lines showing a cord lock depict portions of the wrist gaiter with two adjustment channels that form no part of the claimed design.

**1 Claim, 3 Drawing Sheets**



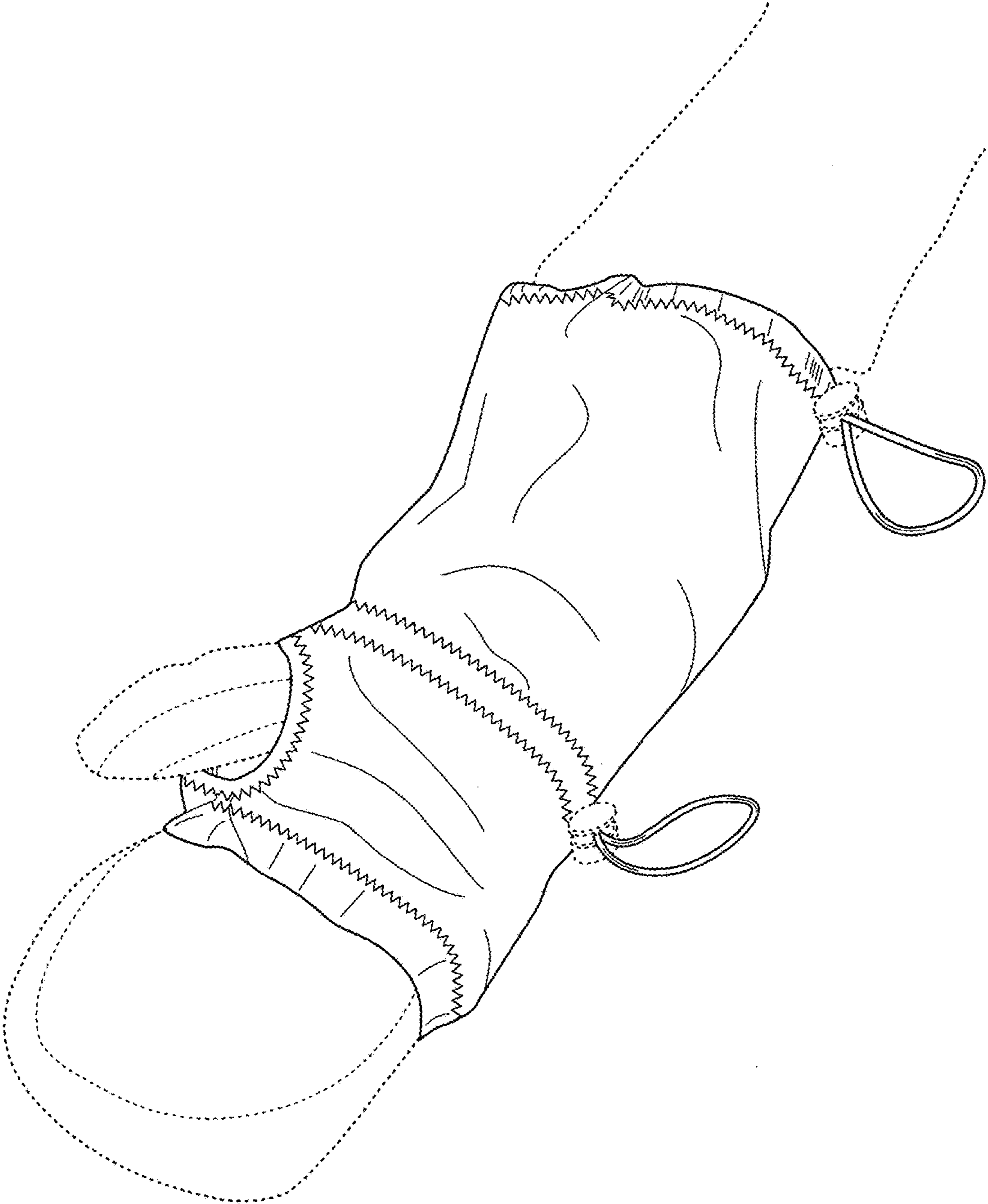


Figure 1

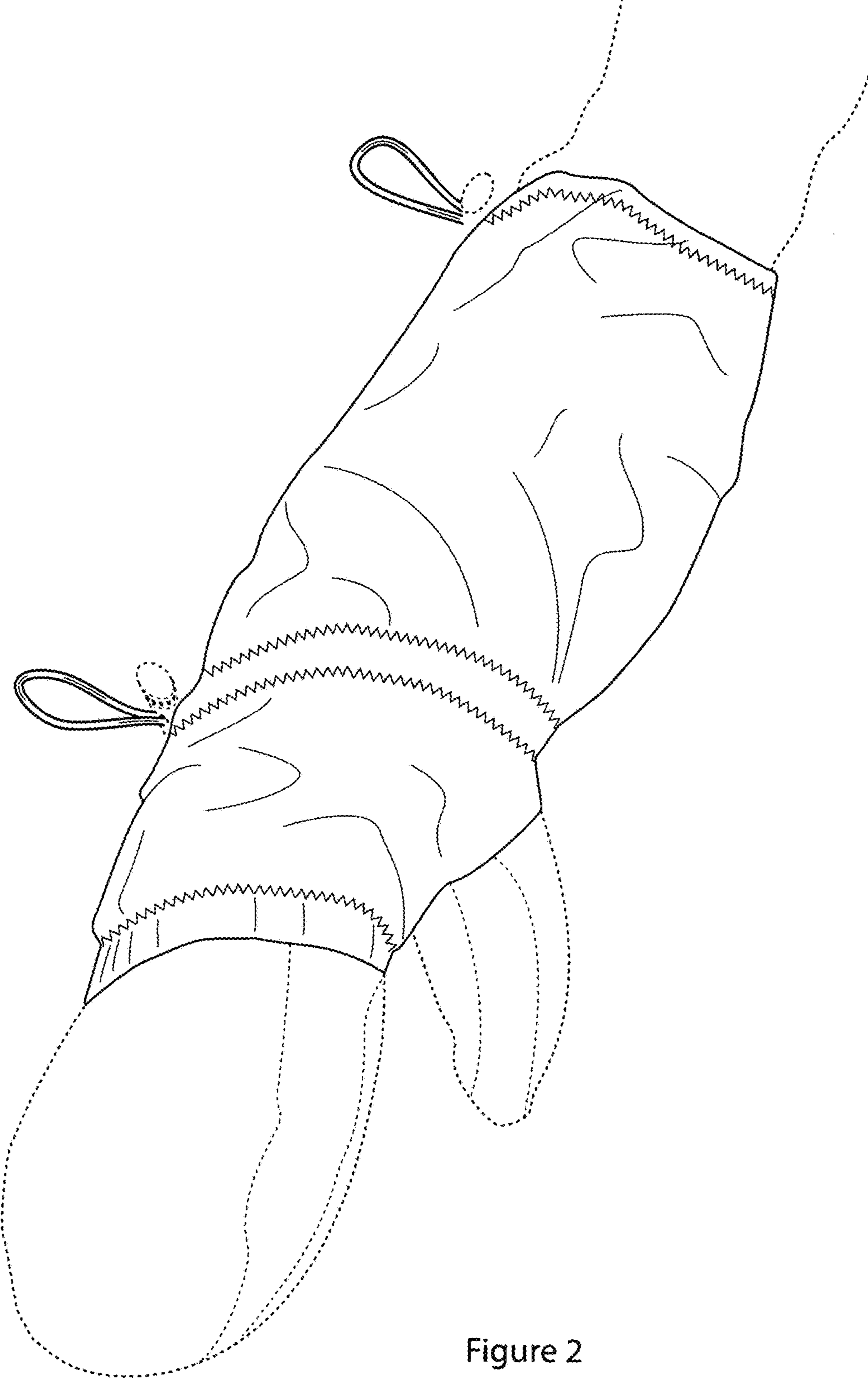


Figure 2

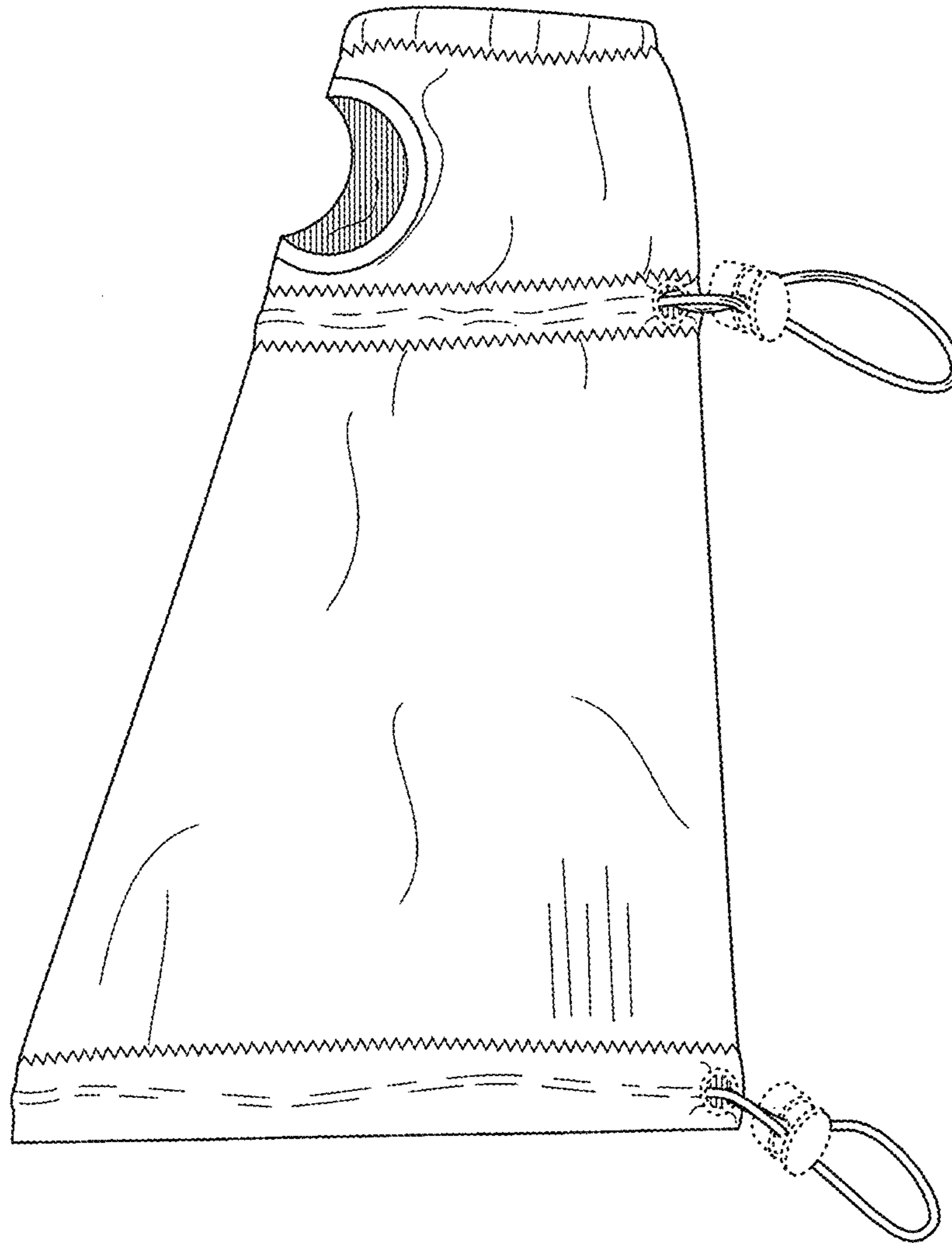


Figure 3