



US00D787776S

(12) **United States Design Patent**
Lewis

(10) **Patent No.:** **US D787,776 S**

(45) **Date of Patent:** **** May 30, 2017**

(54) **SNAP-ON NECKTIE KNOT COVER**

(71) Applicant: **Eddie Lee Lewis**, Riverdale, GA (US)

(72) Inventor: **Eddie Lee Lewis**, Riverdale, GA (US)

(**) Term: **15 Years**

(21) Appl. No.: **29/540,105**

(22) Filed: **Sep. 21, 2015**

(51) **LOC (10) Cl.** **02-05**

(52) **U.S. Cl.**
USPC **D2/609**

(58) **Field of Classification Search**
USPC D2/500, 501, 600, 601, 602, 603, 604,
D2/605, 606, 607, 608, 609
CPC .. A41D 23/00; A41D 2023/008; A41D 25/00;
A41D 25/001; A41D 25/006; A41D
25/008; A41D 25/02; A41D 25/025;
A41D 25/027; A41D 25/10; A41D 25/12
See application file for complete search history.

(56) **References Cited**

U.S. PATENT DOCUMENTS

D3,133 S *	7/1868	Jennings	D2/604
1,300,321 A *	4/1919	Wofford	A41D 25/025
				2/153
1,805,968 A *	5/1931	Bianco	A41D 25/16
				2/146
1,830,039 A *	11/1931	Rosicky	A41D 25/022
				2/150
RE18,949 E *	9/1933	VeRelle	A41D 25/02
				2/150
1,946,405 A *	2/1934	Lang	A41D 25/02
				2/150
2,131,023 A *	9/1938	Champagne	A41D 25/00
				2/153
2,139,959 A *	12/1938	Knogle	A41D 25/022
				2/150

2,172,849 A *	9/1939	Peters	A41D 25/022
				2/150
2,411,753 A *	11/1946	Pfau	A41D 25/022
				2/148
2,553,437 A *	5/1951	Burke	A41D 25/022
				2/150
3,353,190 A *	11/1967	Gaski	A41D 25/022
				2/153
D277,617 S *	2/1985	Chen	D2/605

(Continued)

Primary Examiner — Karen E. Eldridge Powers

Assistant Examiner — Jasmine Mlinarcik

(74) *Attorney, Agent, or Firm* — Dunlap Bennett & Ludwig PLLC

(57) **CLAIM**

The ornamental design for a snap-on necktie knot cover, as shown and described.

DESCRIPTION

FIG. 1 is a perspective view of the snap-on necktie knot cover shown in use;

FIG. 2 is a rear elevation view of the snap-on necktie knot cover;

FIG. 3 is a top plan view of the snap-on necktie knot cover;

FIG. 4 is a side elevation view of the rear of the snap-on necktie knot cover;

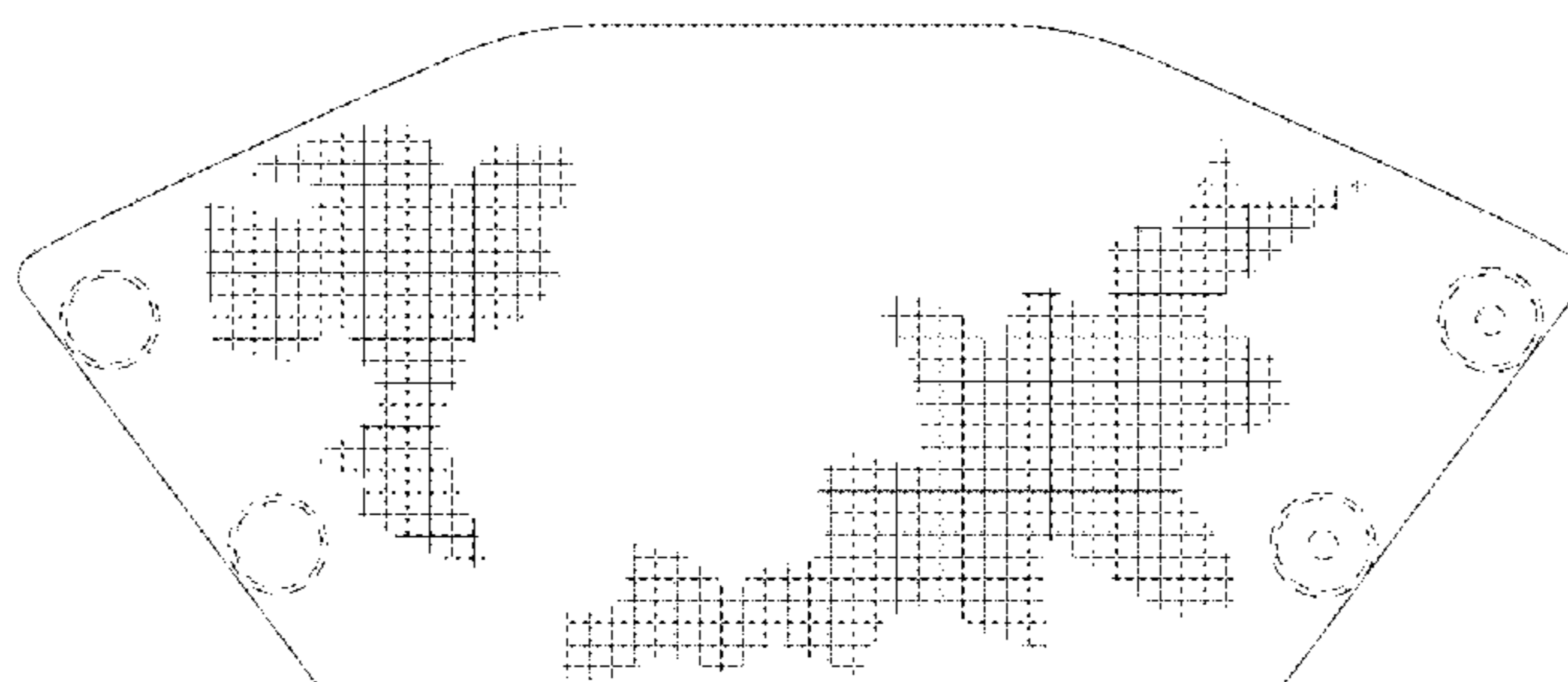
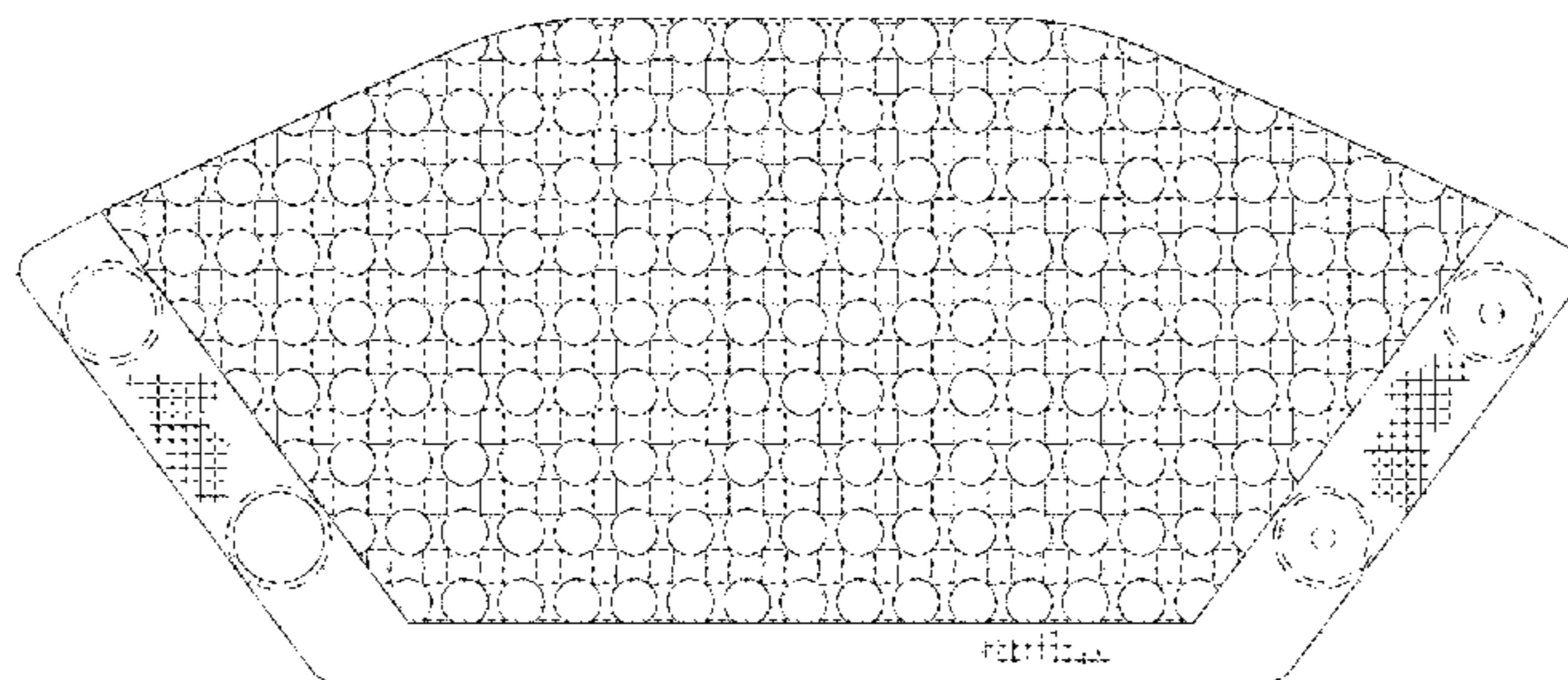
FIG. 5 is a front elevation view of the snap-on necktie knot cover;

FIG. 6 is a bottom plan view of the snap-on necktie knot cover; and,

FIG. 7 is a side elevation view of the front of the snap-on necktie knot cover.

The broken lines shown in the drawings illustrate portions of the snap-on necktie knot cover that form no part of the claimed design. The partial human figure shown in broken lines in FIG. 1 represents how the claimed design may appear when in use and forms no part of the claimed design.

1 Claim, 3 Drawing Sheets



(56)

References Cited

U.S. PATENT DOCUMENTS

5,953,755 A * 9/1999 Barylski A41D 25/022
2/148
D533,331 S * 12/2006 Sutherland D2/602
7,162,747 B2 * 1/2007 Sampy A41D 25/022
2/152.1
D556,331 S * 11/2007 Moore D2/600
D622,931 S * 9/2010 Jenkins D2/609
2004/0017085 A1 * 1/2004 Daniels A41D 25/022
289/1.2
2004/0187187 A1 * 9/2004 Morrison-Gale A41D 25/022
2/144
2015/0223531 A1 * 8/2015 Granados A41D 25/025
2/152.1

* cited by examiner

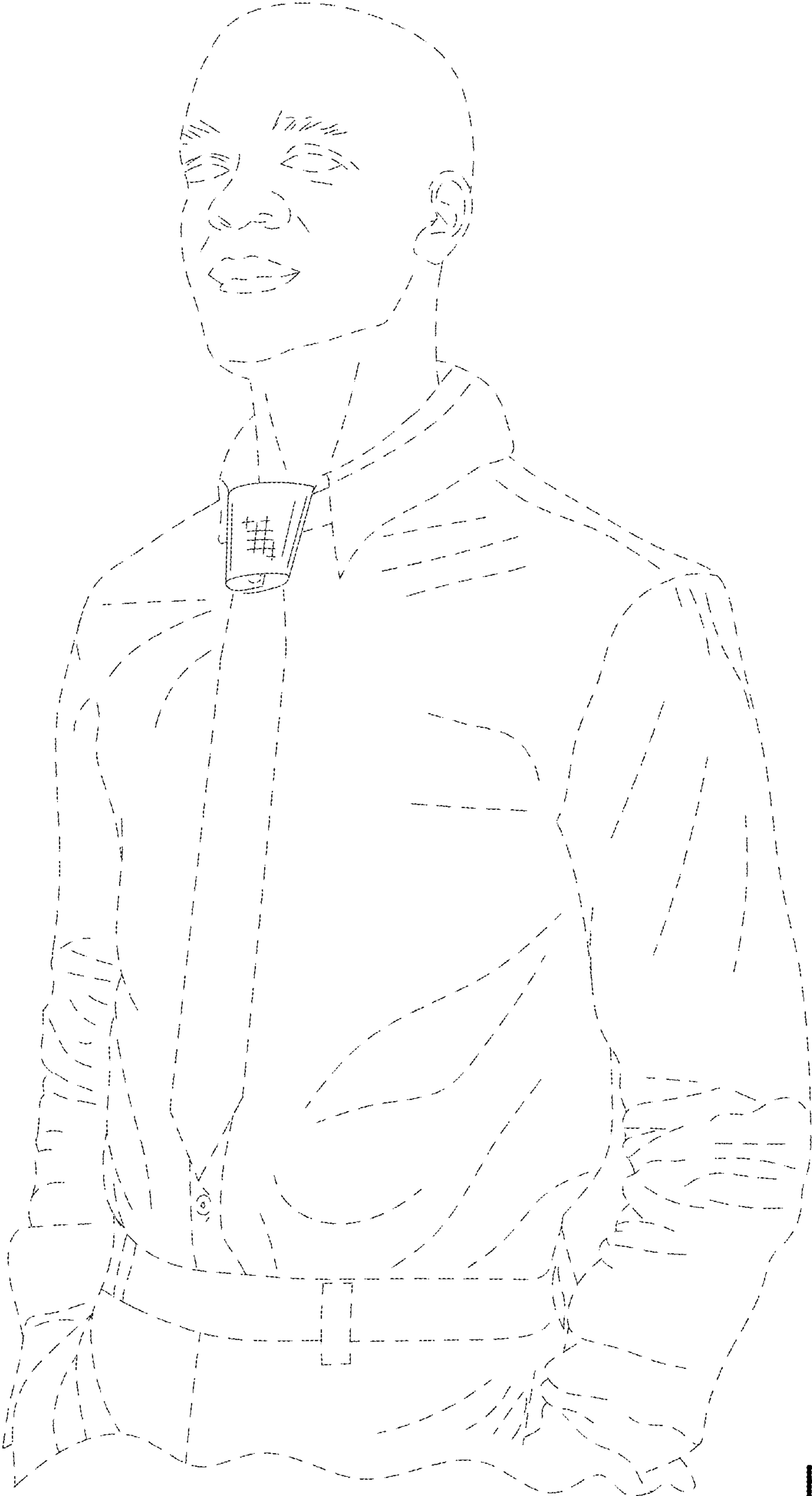


FIG. 1

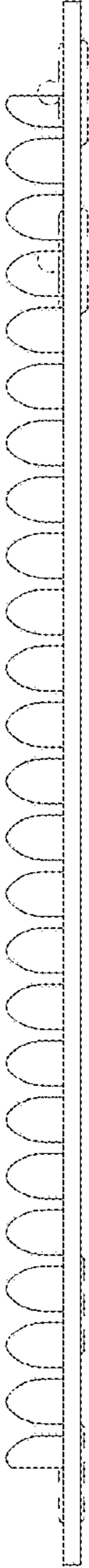


FIG. 3



FIG. 4

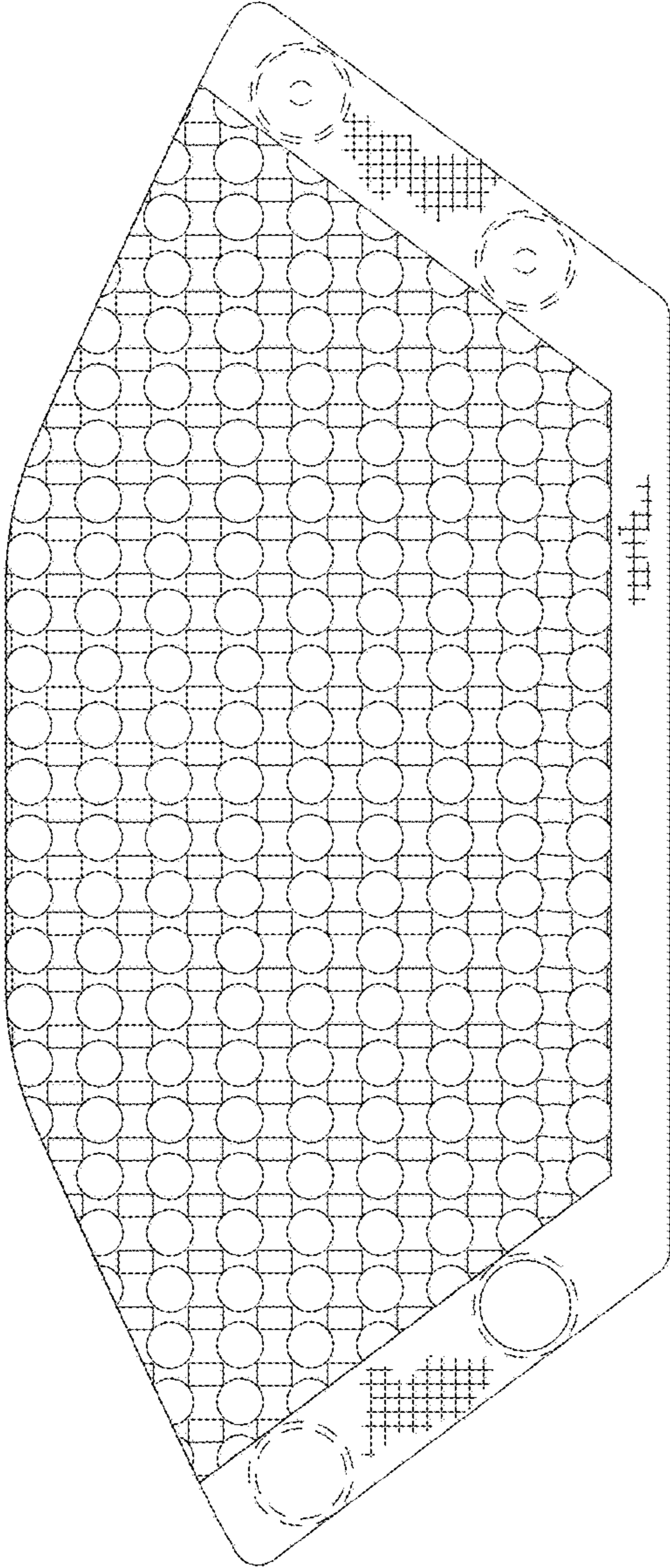


FIG. 2

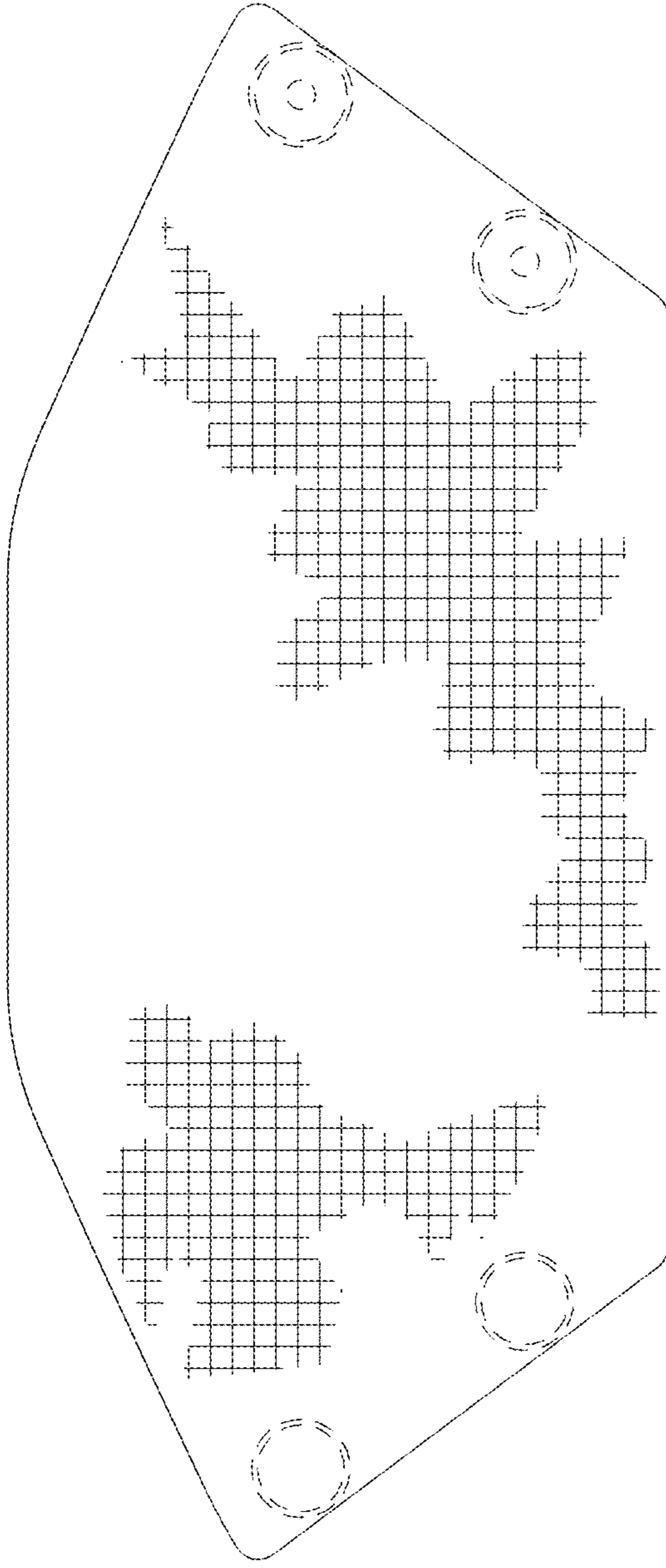


FIG. 5

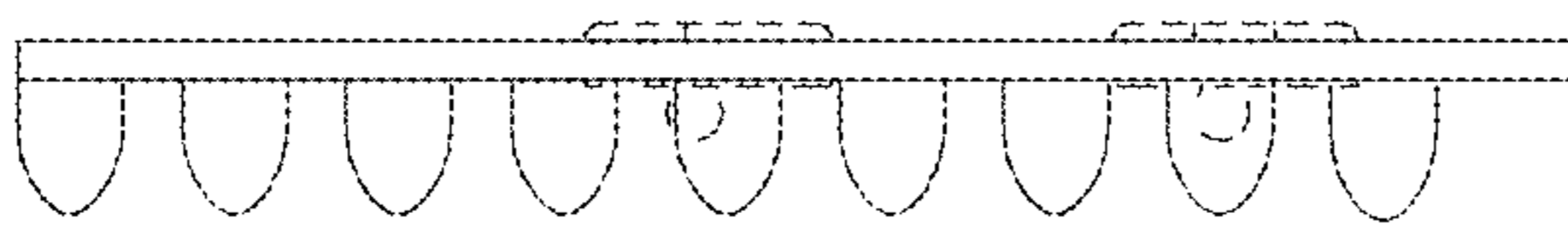


FIG. 7

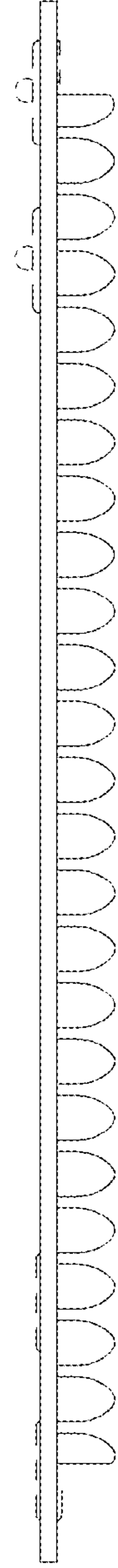


FIG. 6