



US00D787774S

(12) **United States Design Patent**
Shin

(10) **Patent No.:** **US D787,774 S**

(45) **Date of Patent:** **** May 23, 2017**

(54) **AUTOMATED TELLER MACHINE**

(71) Applicant: **HANMEGA CO., LTD.**, Seoul (KR)

(72) Inventor: **Hong Chul Shin**, Seoul (KR)

(73) Assignee: **HANMEGA CO., LTD.**, Seoul (KR)

(**) Term: **15 Years**

(21) Appl. No.: **29/552,700**

(22) Filed: **Jan. 25, 2016**

(30) **Foreign Application Priority Data**

Jan. 4, 2016 (KR) 30-2016-0000137

(51) **LOC (10) Cl.** **99-00**

(52) **U.S. Cl.**

USPC **D99/28**

(58) **Field of Classification Search**

USPC D99/28, 34, 35, 36, 43, 99;

D14/300-302, 305, 307, 900-902;

D18/3.1-3.3, 4.1-4.6, 12.1-12.3;

D21/324, 325, 329, 369, 370; 101/66;

109/1 R, 1 V, 2, 23, 24.1, 25, 58, 58.5,

109/66; 446/8-13; 705/16, 17, 18, 42,

705/43, 44, 45; 235/51, 379, 380, 381,

235/382, 382.5, 386; 206/0.8, 0.81,

206/0.815, 0.82, 0.83, 0.84

CPC .. G06Q 20/10; G06Q 20/108; G06Q 20/1085;

G06Q 20/18; G07D 1/00; G07D 1/02;

G07D 1/04; G07D 1/06; G07D 11/00;

G07D 9/002; G07D 9/04; G07F 19/20;

G07F 19/201; G07F 19/202; G07F

19/203; G07F 19/204; G07F 19/105;

G07F 19/21; G07F 19/00; G07F 7/04;

G07F 5/00; G07F 1/00; E05G 7/001;
E05G 1/006; A63H 33/00; A63H 33/005

See application file for complete search history.

(56) **References Cited**

U.S. PATENT DOCUMENTS

D360,734	S	*	7/1995	Hall	D99/28
D388,229	S	*	12/1997	Couch	D18/4.6
D405,833	S	*	2/1999	Mussett	D20/1
D419,277	S	*	1/2000	Ishii	D99/28
6,029,888	A	*	2/2000	Harvey	G06K 7/0034 235/379
D437,468	S	*	2/2001	Fukutake	D99/28
D449,420	S	*	10/2001	Sommerville	D99/28
D456,587	S	*	4/2002	Kit	D99/28
D462,776	S	*	9/2002	Bain	D14/307
D470,543	S	*	2/2003	Searls	D21/483
D481,515	S	*	10/2003	Magee	D18/3.1
D532,579	S	*	11/2006	Kang	D18/3.1
D581,625	S	*	11/2008	De Andrade	D99/28
D584,875	S	*	1/2009	Bleck	D99/28
D597,275	S	*	7/2009	Lee	D99/28
D625,305	S	*	10/2010	Bleck	D14/307

(Continued)

Primary Examiner — Elizabeth J Oswecki

(74) *Attorney, Agent, or Firm* — Im IP Law; C. Andrew Im

(57) **CLAIM**

The ornamental design for an automated teller machine, as shown and described.

DESCRIPTION

FIG. 1 is a front perspective view of an automated teller machine showing my new design;

FIG. 2 is a front view thereof;

FIG. 3 is a rear view thereof;

FIG. 4 is a left side view thereof;

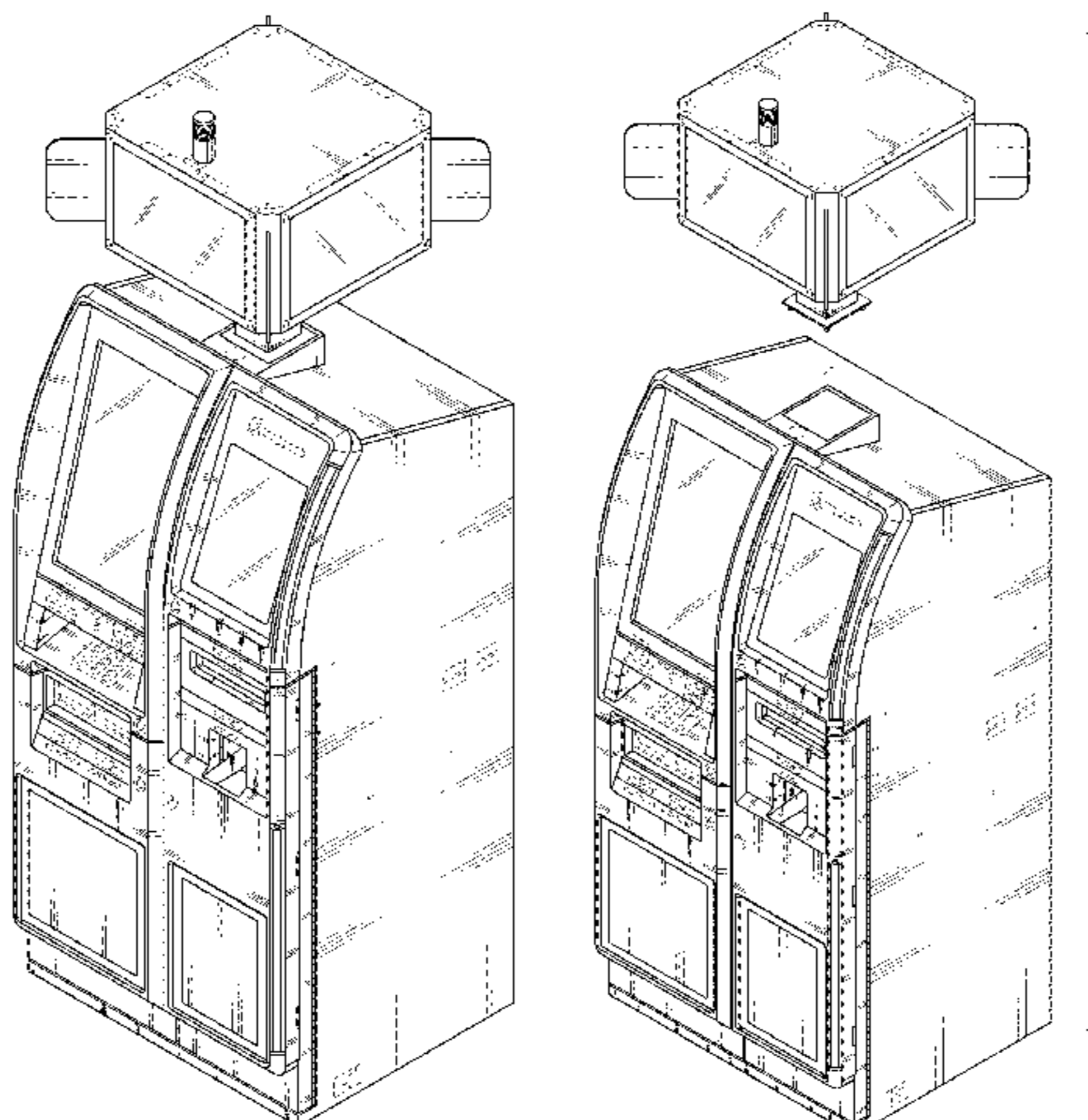
FIG. 5 is a right side view thereof;

FIG. 6 is a top view thereof;

FIG. 7 is a bottom view thereof; and,

FIG. 8 is an exploded, front perspective view thereof, with a billboard detached.

(Continued)



The broken line showing represents unclaimed portions of the article and forms no part of the claimed design.

1 Claim, 7 Drawing Sheets

(56)

References Cited

U.S. PATENT DOCUMENTS

D629,585	S	*	12/2010	Bleck	D14/307
7,959,072	B1	*	6/2011	Jenkins	G06Q 20/1085
						235/375
D674,985	S	*	1/2013	Lee	D14/900
D682,504	S	*	5/2013	Lee	D14/900
D716,515	S	*	10/2014	Cha	D99/28
D724,290	S	*	3/2015	Cha	D99/28
D724,812	S	*	3/2015	Cha	D99/28
D738,366	S	*	9/2015	Kraft	D14/307
D743,956	S	*	11/2015	Kraft	D14/307
D769,570	S	*	10/2016	Kraft	D99/28
D769,572	S	*	10/2016	Park	D99/28
2004/0262379	A1	*	12/2004	Gomes	G06Q 30/06
						235/379
2006/0073883	A1	*	4/2006	Franks	G06Q 30/02
						463/25
2008/0265019	A1	*	10/2008	Artino	G06Q 20/1085
						235/379

* cited by examiner

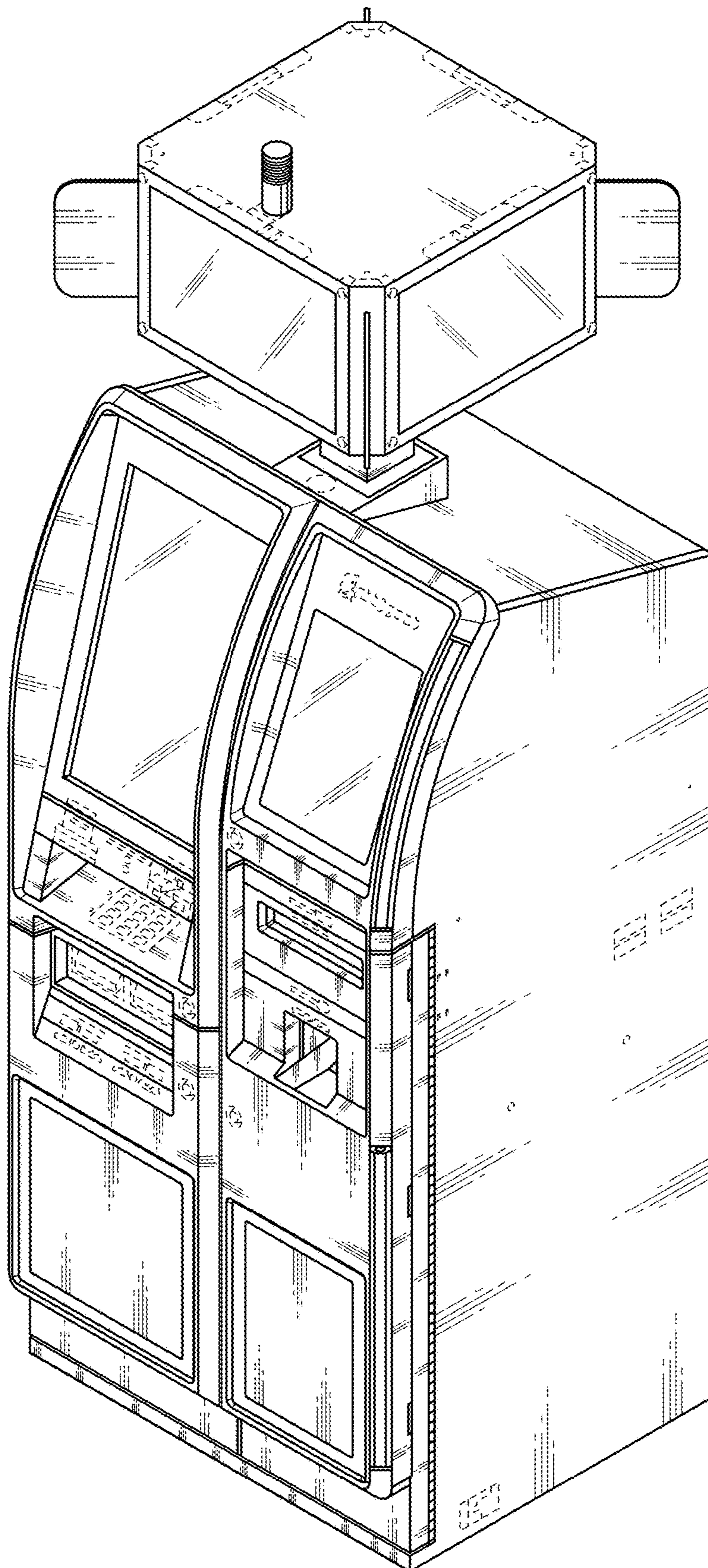


FIG. 1

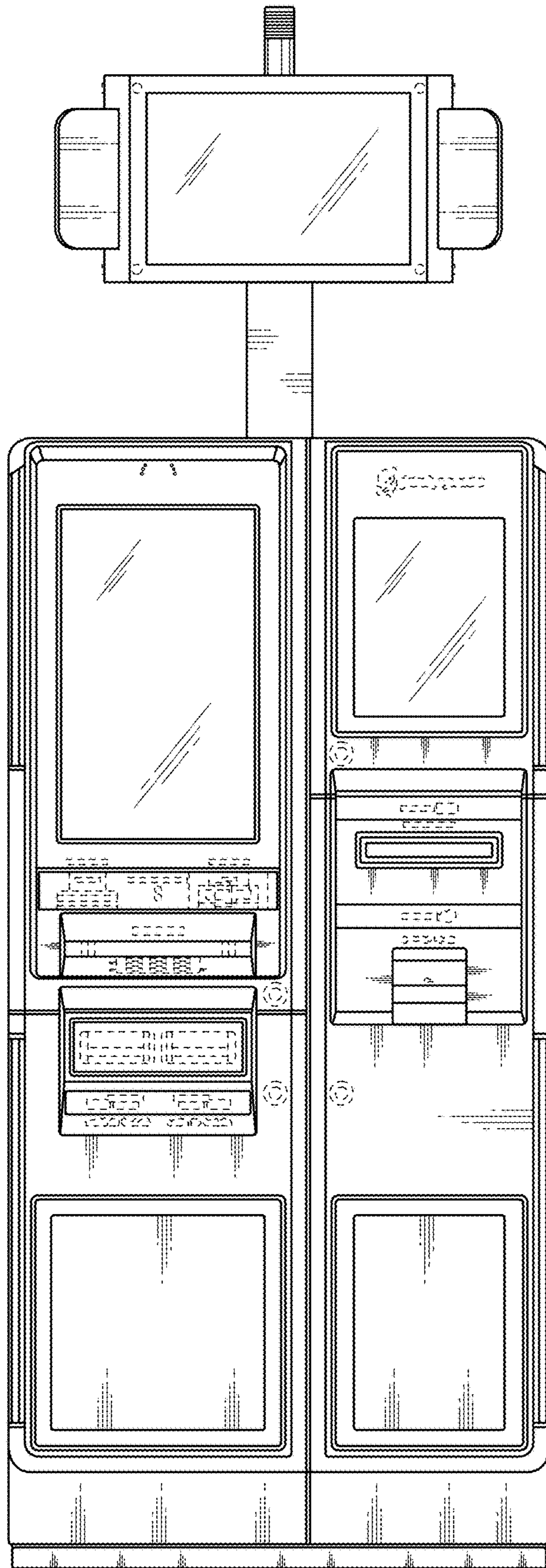


FIG. 2

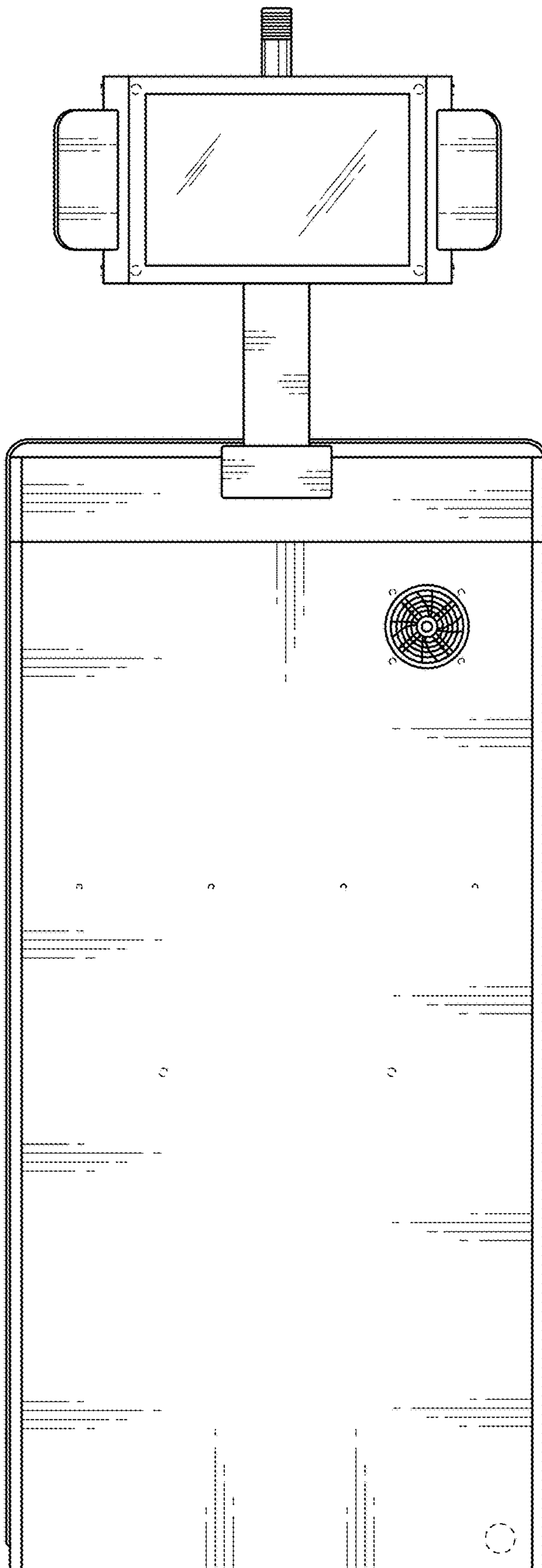


FIG. 3

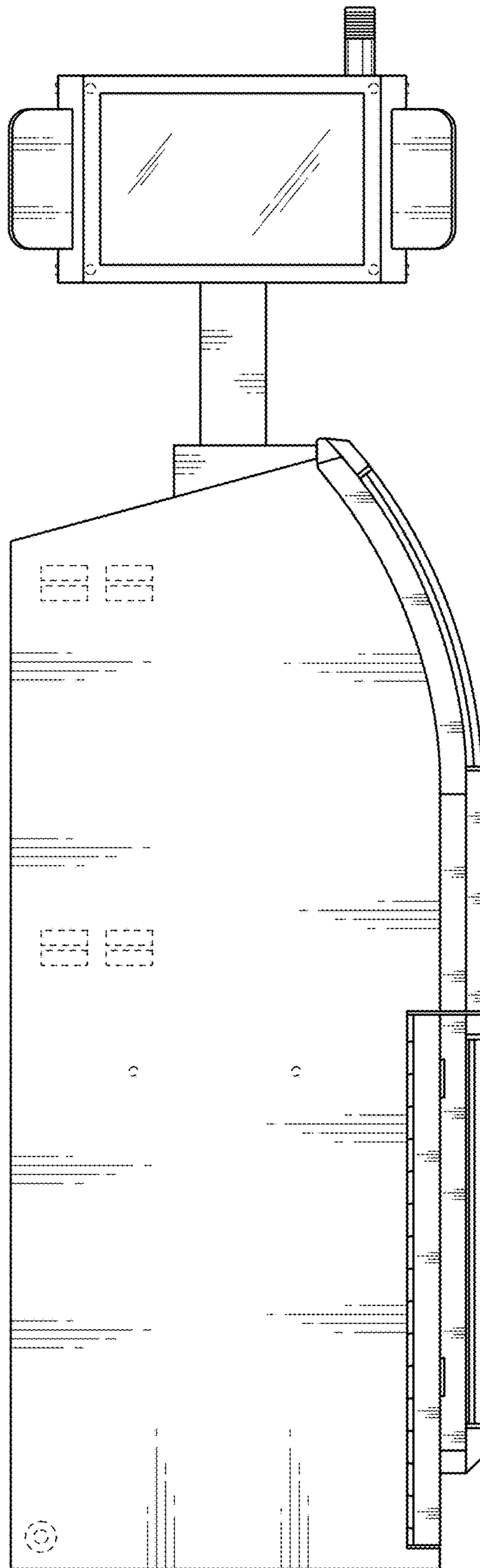


FIG. 4

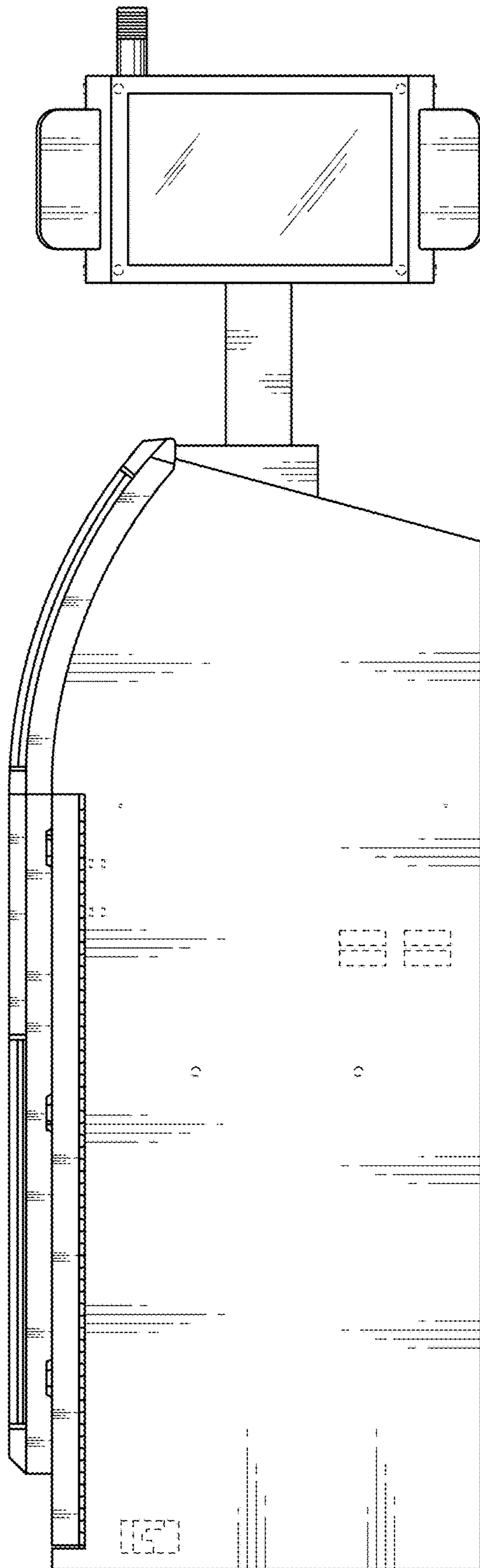


FIG. 5

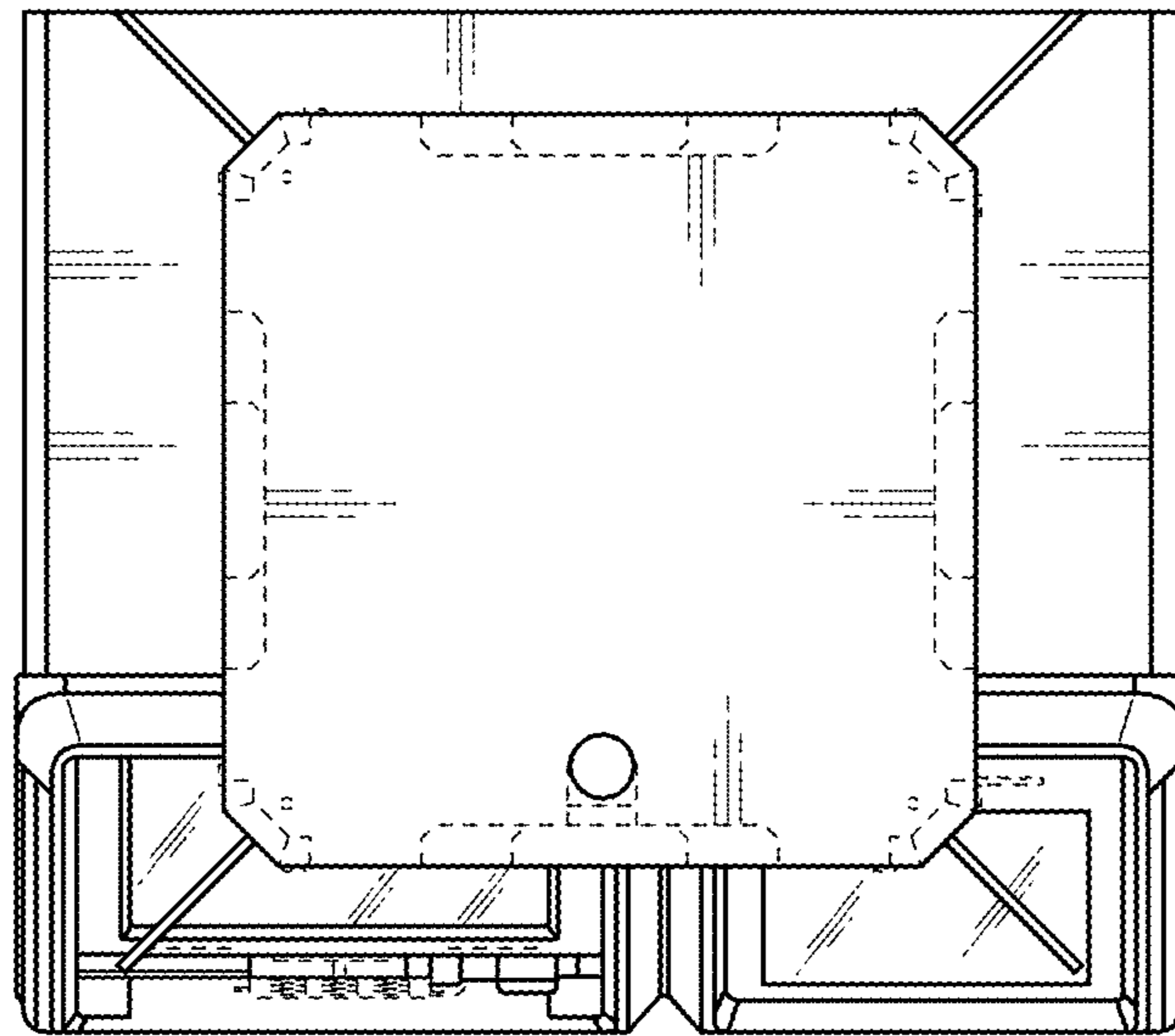


FIG. 6

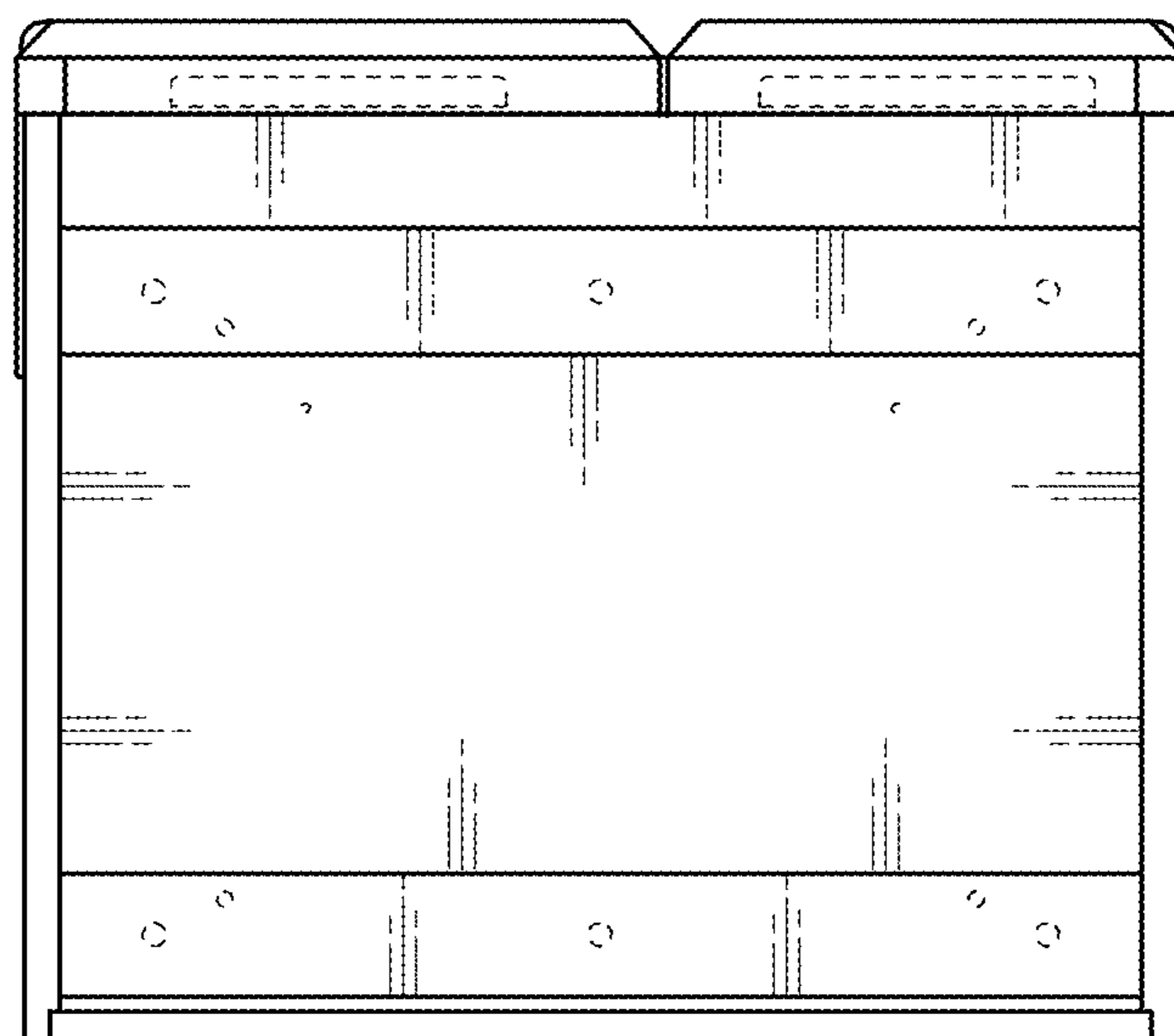


FIG. 7

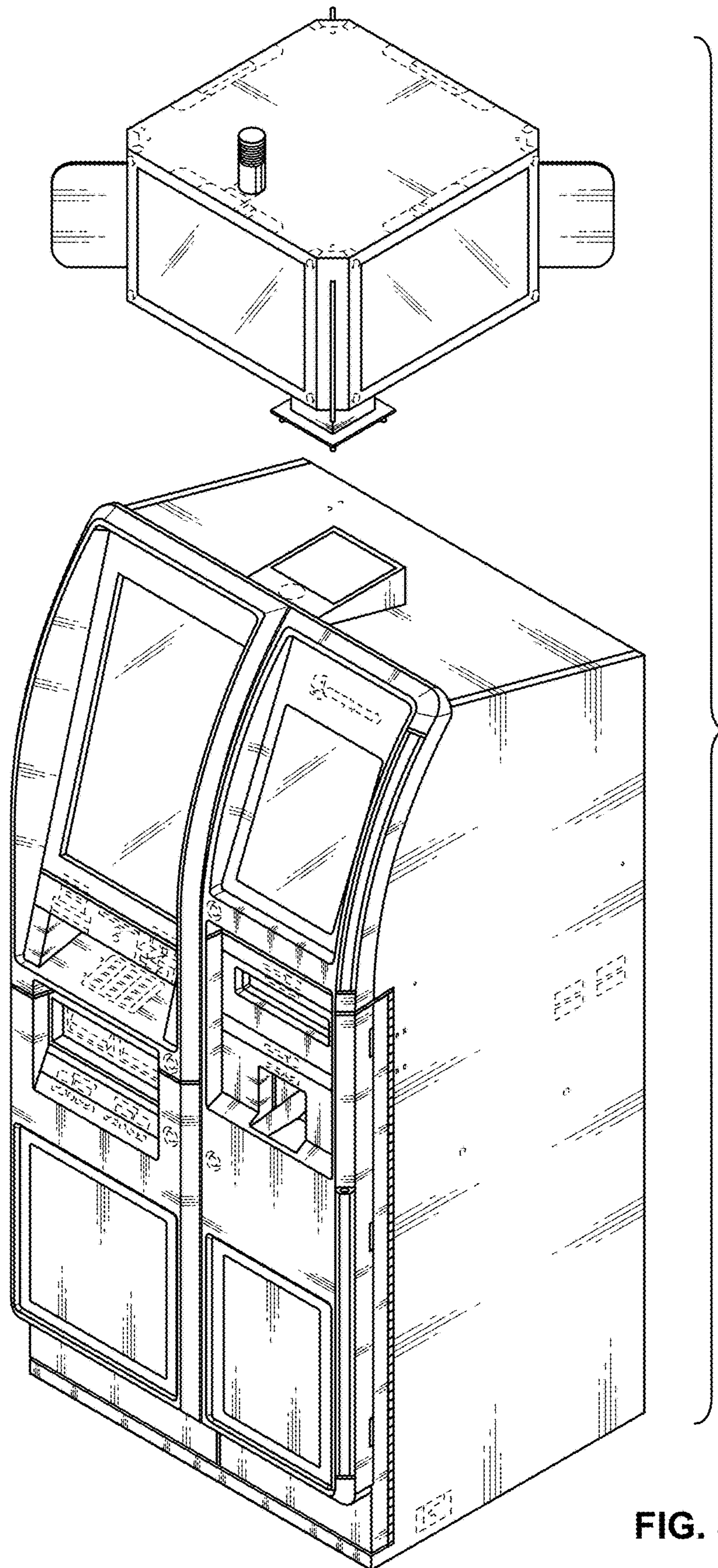


FIG. 8