



US00D787768S

(12) **United States Design Patent** (10) **Patent No.:** **US D787,768 S**  
**Daoud et al.** (45) **Date of Patent:** **\*\* May 23, 2017**

(54) **SPONGE**

FOREIGN PATENT DOCUMENTS

(71) Applicants: **Linda Daoud**, Corona, CA (US); **John J. Davey**, Corona, CA (US)

EM 002622076-0002 \* 1/2015

(72) Inventors: **Linda Daoud**, Corona, CA (US); **John J. Davey**, Corona, CA (US)

OTHER PUBLICATIONS

(\*\*) Term: **15 Years**

Spongelle Shimmer collection website copyright 2014, site visited Nov. 16, 2016, <https://spongelle.com/products/shimmer-collection?variant=15106168899>.\*

(21) Appl. No.: **29/560,880**

*Primary Examiner* — John Windmuller

(22) Filed: **Apr. 11, 2016**

*Assistant Examiner* — John R Yeh

(51) **LOC (10) Cl.** ..... **04-01**

(74) *Attorney, Agent, or Firm* — Kirk A. Buhler; Buhler & Associates

(52) **U.S. Cl.**

USPC ..... **D32/40**

(58) **Field of Classification Search**

USPC ..... D32/35, 40, 42; D5/1-2, 57-58, 61-62; D8/66, 61-62, 70

(57) **CLAIM**

CPC ..... A47L 13/10; A47L 13/12; A47L 13/20; A47L 11/164; B24D 11/00; B24D 7/18; B24B 7/30; B24B 7/00; D21F 11/00; D21H 11/00; D21H 19/00

The ornamental design for a sponge, as shown and described.

See application file for complete search history.

(56) **References Cited**

**DESCRIPTION**


**U.S. PATENT DOCUMENTS**

365,356	A *	6/1887	Travis	.....	A47L 13/16
					15/209.1
390,723	A *	10/1888	Thorpe	.....	A47L 1/09
					15/209.1
456,230	A *	7/1891	Wilson	.....	A47L 13/16
					15/244.3
574,449	A *	1/1897	Pritschau	.....	B24D 3/24
					15/244.3
737,066	A *	8/1903	Bonar	.....	D06F 9/00
					118/271
794,495	A *	7/1905	Gorton	.....	B24D 11/00
					451/529
1,416,480	A *	5/1922	Leatherman	.....	A47L 13/18
					15/227
1,434,183	A *	10/1922	Abrahams	.....	A47L 13/10
					15/209.1
2,382,969	A *	8/1945	Boettcher	.....	A47L 11/164
					15/224

FIG. 1 is a top perspective view for a sponge showing my new design;  
 FIG. 2 is a bottom perspective view thereof;  
 FIG. 3 is a front side view thereof.  
 FIG. 4 is a rear side view thereof;  
 FIG. 5 is a left side view thereof;  
 FIG. 6 is a right side view thereof;  
 FIG. 7 is a top side view thereof;  
 FIG. 8 is a bottom side view thereof; and,  
 FIG. 9 is a front perspective view shown in an environment of use.  
 Aside from the curvature shown in FIGS. 3-7, the two large circular surfaces follow a flat contour.  
 The broken lines in FIG. 9 depict environmental subject matter of hook for the invention and forms no part of the claimed design.

(Continued)

**1 Claim, 6 Drawing Sheets**



(56)


**References Cited**

U.S. PATENT DOCUMENTS

3,075,222 A \* 1/1963 Miller ..... A47L 11/164  
15/209.1  
3,112,584 A \* 12/1963 Cameron ..... A47L 13/16  
15/229.12  
3,254,357 A \* 6/1966 Caul ..... A47L 13/07  
15/118  
D271,817 S 12/1983 Collin  
D321,035 S \* 10/1991 Geneve ..... D23/223  
D332,841 S \* 1/1993 Levison ..... D28/63  
D351,696 S 10/1994 Adolf  
D384,209 S \* 9/1997 Driggers ..... D28/63  
D387,563 S \* 12/1997 Koptis ..... D32/45  
D418,946 S \* 1/2000 Byers Barrow ..... D21/621  
D473,685 S 4/2003 McLain et al.  
D559,068 S 1/2008 Umbrell  
D590,556 S \* 4/2009 Wada ..... D32/40  
D642,759 S \* 8/2011 Otsuka ..... D32/40  
8,197,307 B1 \* 6/2012 Luna ..... B24B 23/028  
451/159  
D726,983 S \* 4/2015 Sierra ..... D32/40  
2002/0173244 A1 \* 11/2002 Sekiya ..... B24B 7/228  
451/41  
2007/0224920 A1 \* 9/2007 Nakagawa ..... B24B 37/26  
451/41  
2010/0269282 A1 \* 10/2010 Kaminer ..... A47L 13/20  
15/209.1  
2012/0042467 A1 \* 2/2012 Mandhai ..... A47L 13/16  
15/209.1


\* cited by examiner






**FIG. 1**






**FIG 2**






**FIG 3**



**FIG 4**




**FIG 5**




**FIG 6**





**FIG. 7**





**FIG 8**






FIG 9



UNITED STATES PATENT AND TRADEMARK OFFICE  
**CERTIFICATE OF CORRECTION**

PATENT NO. : D787,768 S  
APPLICATION NO. : 29/560880  
DATED : May 23, 2017  
INVENTOR(S) : Linda Daoud et al.

Page 1 of 1

It is certified that error appears in the above-identified patent and that said Letters Patent is hereby corrected as shown below:

On the Title Page

The second named inventor is John R. Davey and not John J. Davey.

Signed and Sealed this  
Ninth Day of January, 2018



Joseph Matal

*Performing the Functions and Duties of the  
Under Secretary of Commerce for Intellectual Property and  
Director of the United States Patent and Trademark Office*