

US00D787757S

(12) **United States Design Patent**  
**Comerford**

(10) **Patent No.:** **US D787,757 S**

(45) **Date of Patent:** **\*\* May 23, 2017**

(54) **CAT TOY**

(71) Applicant: **Paul Harry Comerford**, Murrieta, CA (US)

(72) Inventor: **Paul Harry Comerford**, Murrieta, CA (US)

(73) Assignees: **The Pet Product Factory, LLC**, Las Vegas, NV (US); **OurPet's Company**, Fairport Harbor, OH (US)

(\*\*) Term: **15 Years**

(21) Appl. No.: **29/545,966**

(22) Filed: **Nov. 17, 2015**

(51) **LOC (10) Cl.** ..... **30-99**

(52) **U.S. Cl.**  
USPC ..... **D30/160**

(58) **Field of Classification Search**  
USPC ..... D30/160; D21/576, 597; D24/212  
CPC .. A01K 15/204; A01K 15/025; A01K 15/026;  
A01K 15/027; A01K 29/00; A63B 65/12  
See application file for complete search history.

(56) **References Cited**

**U.S. PATENT DOCUMENTS**

- 4,803,953 A \* 2/1989 Graves ..... A01K 15/025  
119/707
- D335,554 S \* 5/1993 Conner ..... D30/160
- D405,563 S \* 2/1999 Baiera ..... D30/160
- 6,684,819 B1 \* 2/2004 Locke ..... A01K 15/025  
119/707

- D616,616 S \* 5/2010 Byrne ..... D30/160
- 7,823,541 B2 \* 11/2010 Comerford ..... A01K 15/025  
119/707
- D633,661 S \* 3/2011 Kellogg ..... D30/160
- D652,181 S \* 1/2012 Lee ..... D30/160
- 8,109,239 B1 \* 2/2012 Smestad ..... A01K 15/025  
119/702
- 8,640,653 B2 \* 2/2014 Cook ..... A01K 15/025  
119/707
- D716,508 S \* 10/2014 Lee ..... D30/160
- 2007/0289550 A1 \* 12/2007 Huang ..... A01K 15/025  
119/707
- 2016/0242389 A1 \* 8/2016 Price ..... A01K 15/024

\* cited by examiner

*Primary Examiner* — Cathy Anne MacCormac

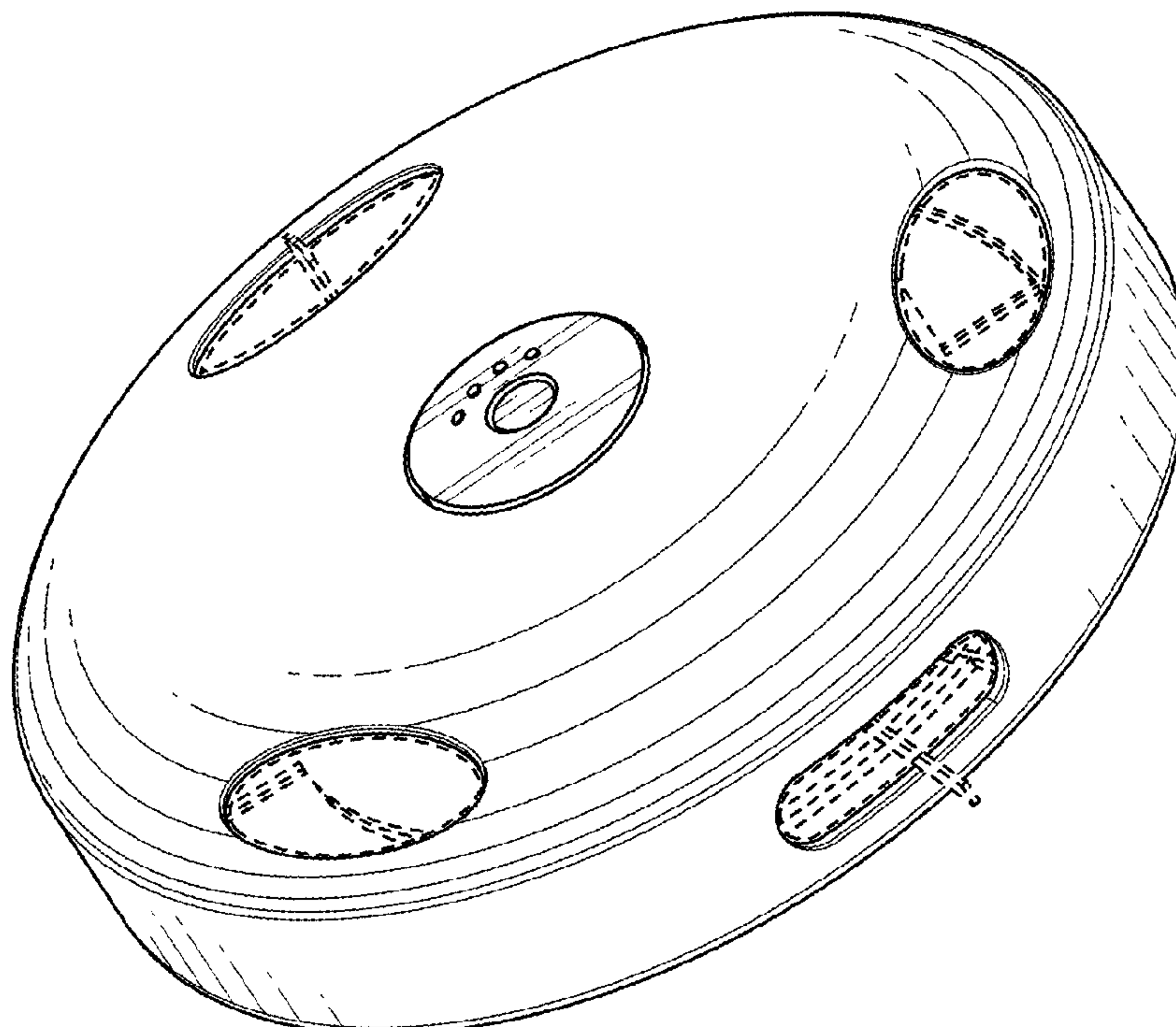
(57) **CLAIM**

I claim the ornamental design for a cat toy, as shown and described.

**DESCRIPTION**

FIG. 1 is a top perspective view of a cat toy showing my new design;  
 FIG. 2 is another top perspective view thereof;  
 FIG. 3 is a front elevational view of FIG. 2;  
 FIG. 4 is a rear elevational view of FIG. 2;  
 FIG. 5 is a right side elevational view of FIG. 2;  
 FIG. 6 is a left side elevational view of FIG. 2;  
 FIG. 7 is a top plan view of FIG. 2; and,  
 FIG. 8 is a bottom plan view of FIG. 2.  
 The broken lines in the figures depict portions of the cat toy that form no part of the claimed design.

**1 Claim, 3 Drawing Sheets**



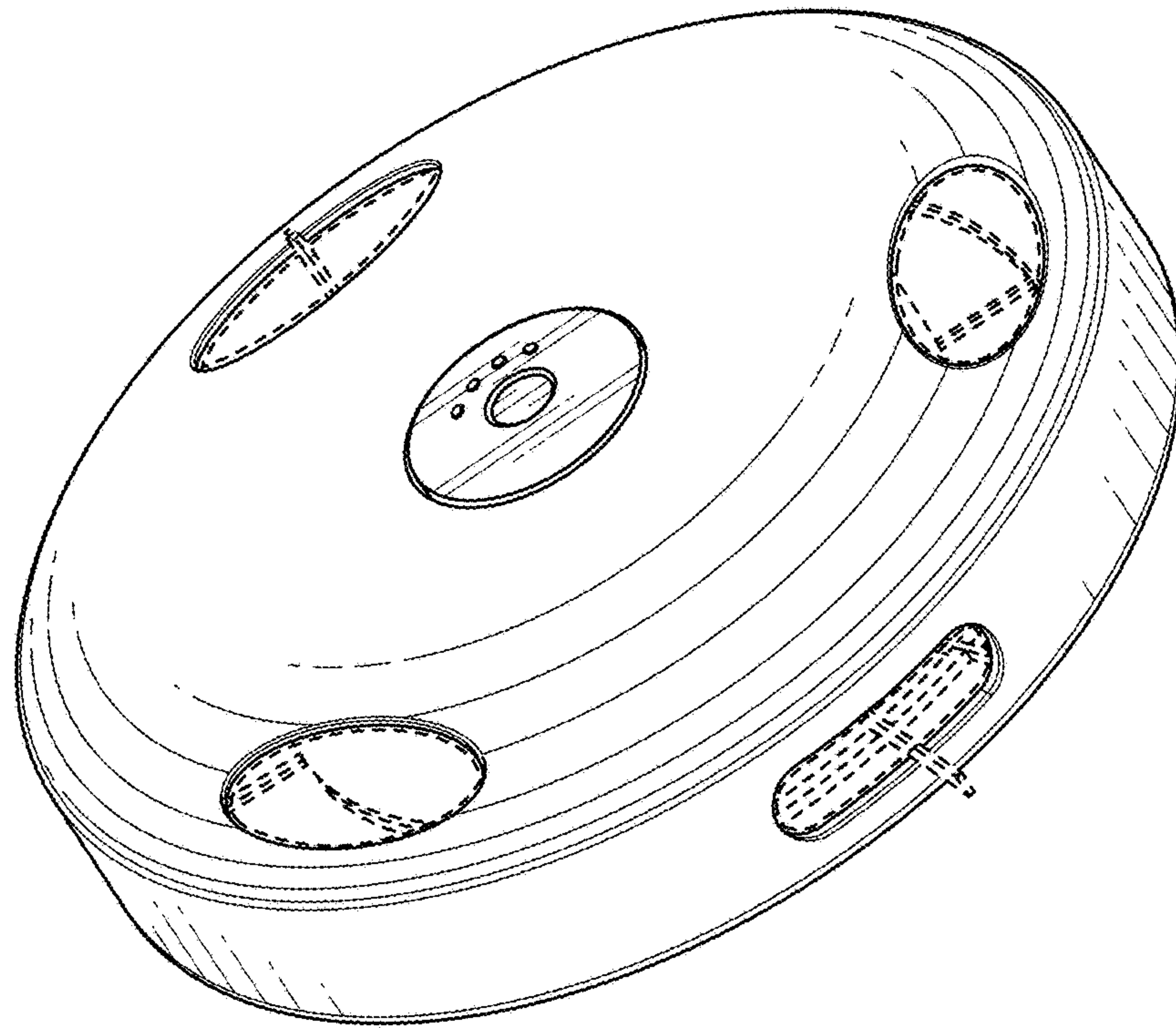


FIG. 1

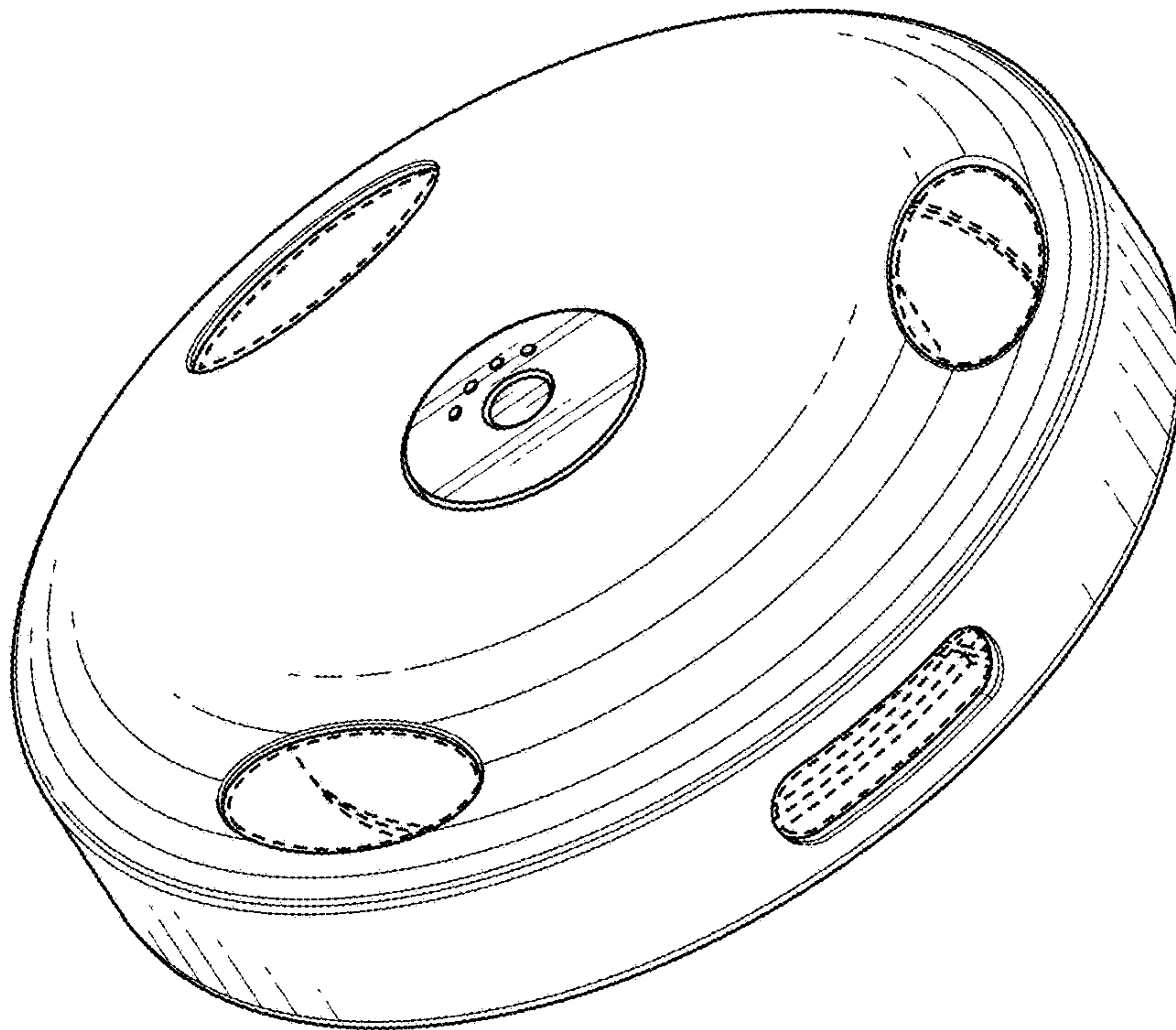


FIG. 2

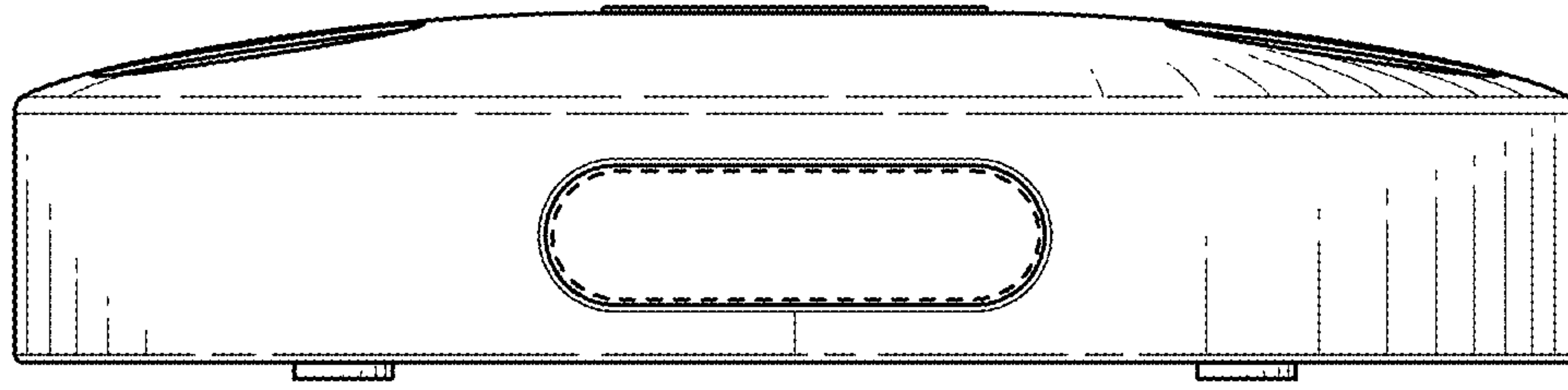


FIG. 3

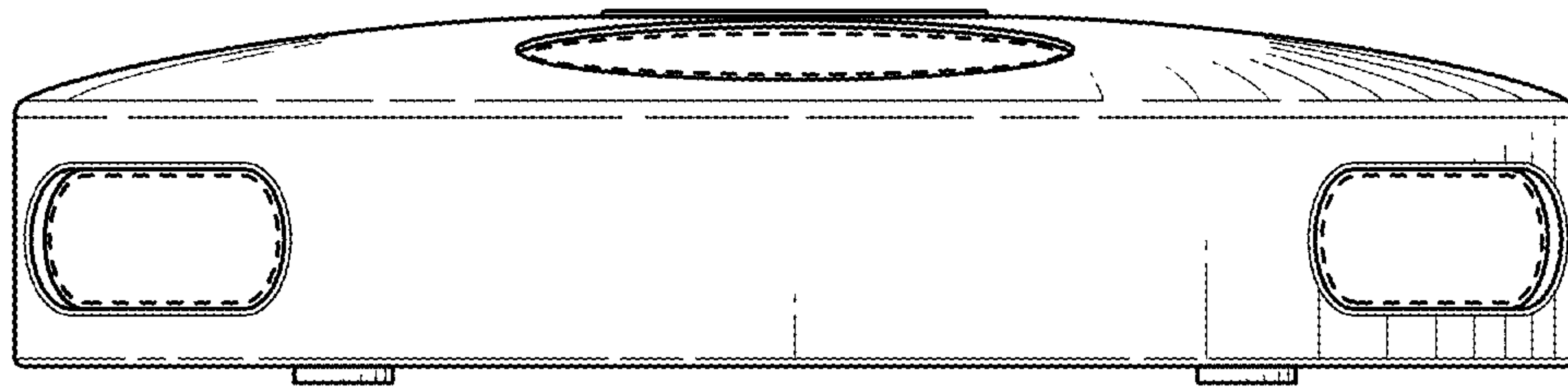


FIG. 4




FIG. 5

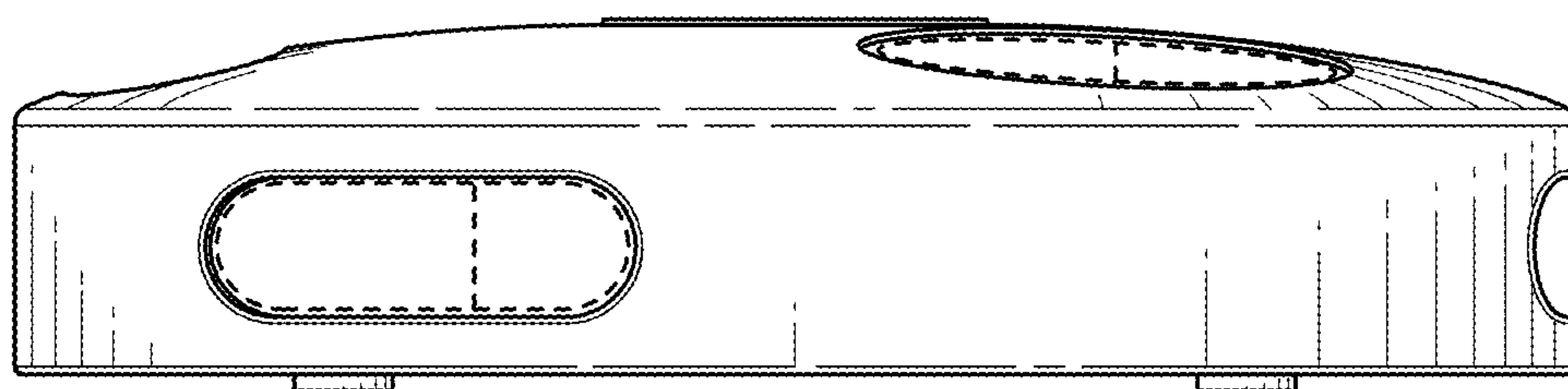


FIG. 6



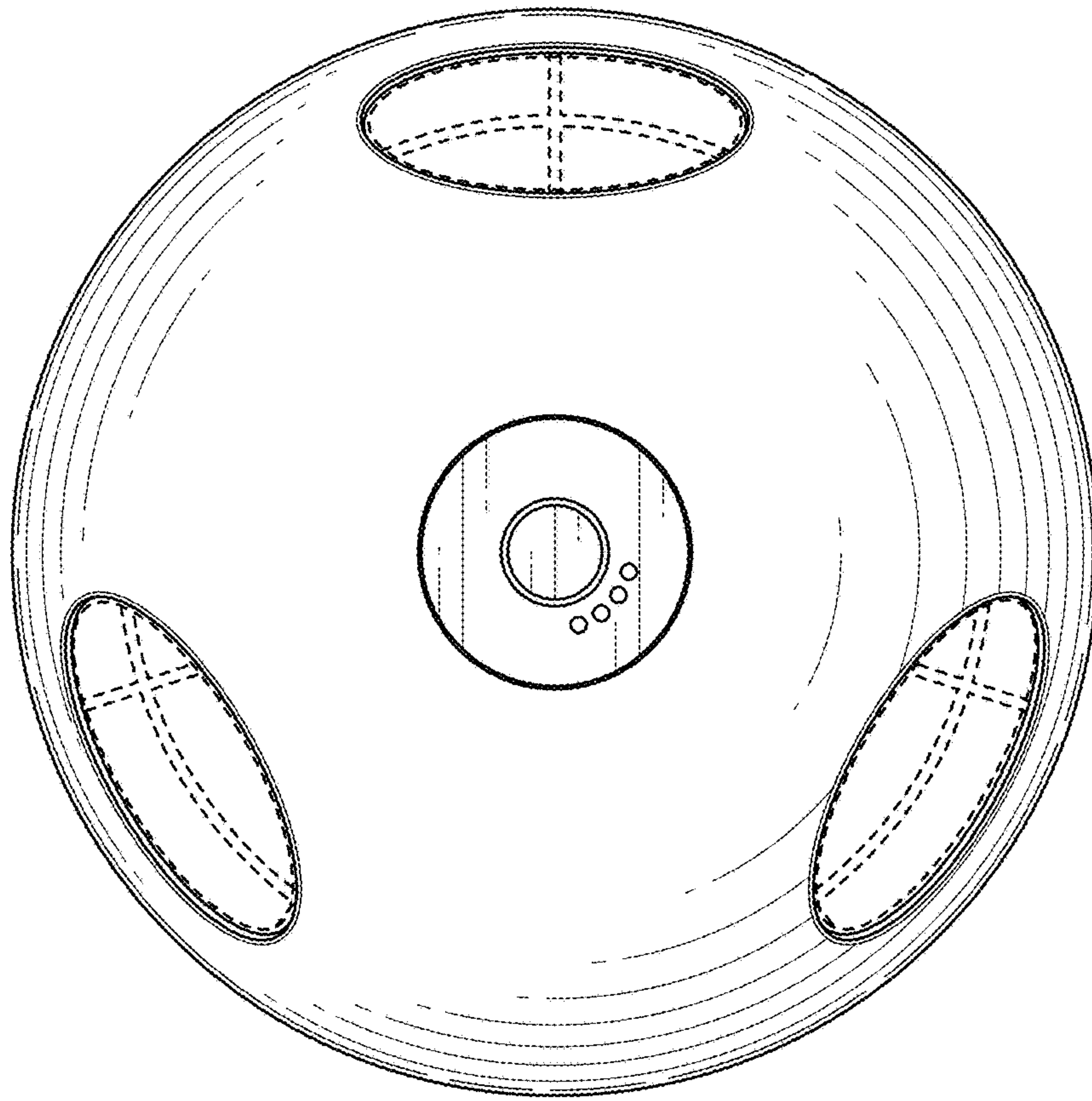


FIG. 7

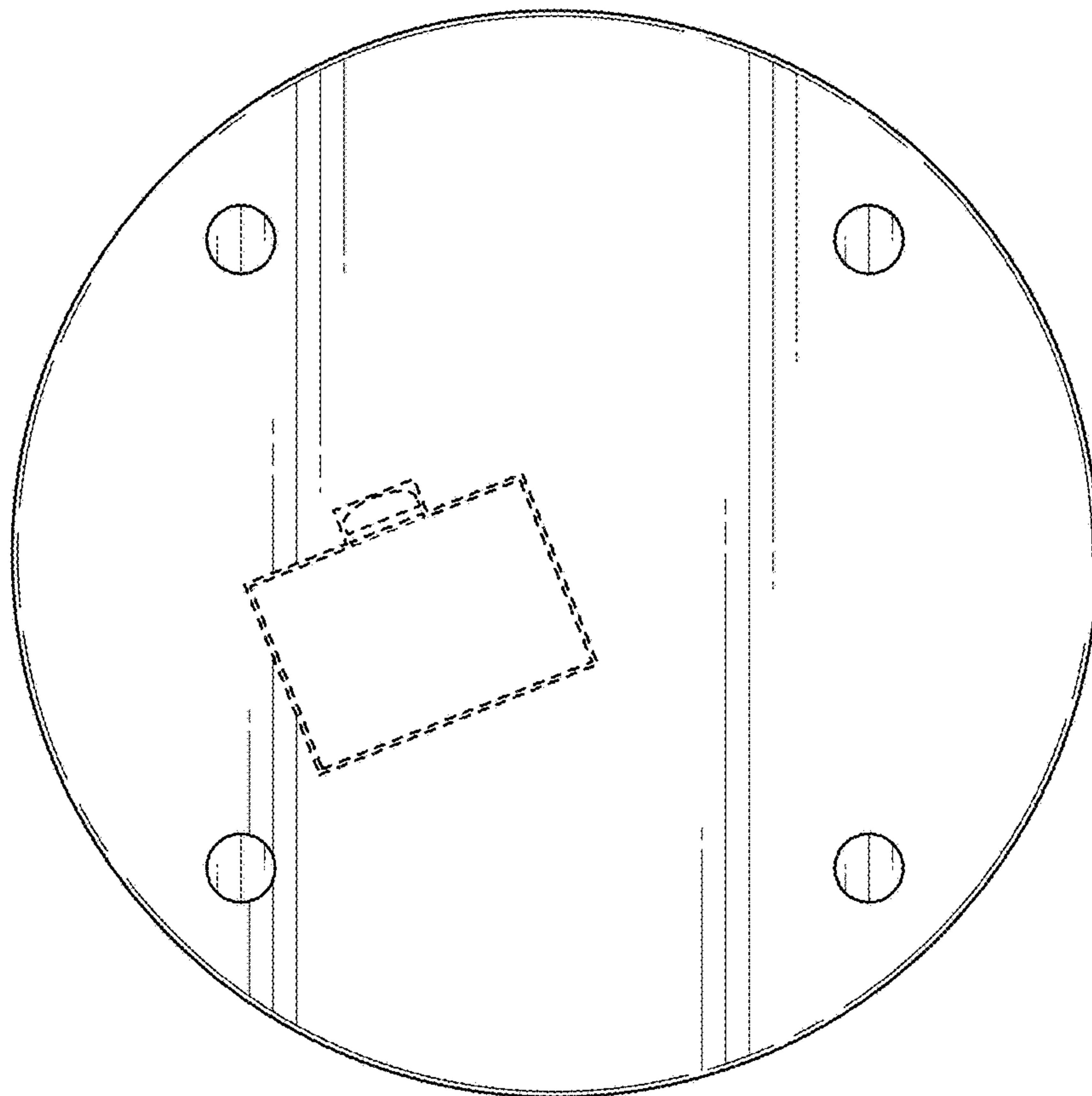


FIG. 8